

HEAVY-DUTY (BUILD) PRESSURE SWITCHES




U.S. Patent #
D881,817
D949,795




LEARN MORE ABOUT THE BEST IN THE INDUSTRY AT merrillmfg.com


HEAVY-DUTY (BUILD) PRESSURE SWITCHES




Heavy fiberboard bracket for movement of contacts - stronger - withstands more heat




Extra large silver contacts for longer service life



Heavy brass wire connections with stainless steel set screws inside brass tube - can hold No. 8 wire



Hex stainless steel screws



Hex wrench included and storable inside the base of the switch



WARNING: This product meets Federal USA Drinking Water requirements but has not been specifically tested or approved as no-lead in the State of California.

FEATURES AND BENEFITS

- A** Rated at 240 volt - 2HP
- B** Heavy fiber board bracket for movement of contacts - stronger and withstands more heat
- C** Extra large silver contacts for longer service life
- D** Heavy brass wire connections with stainless set screws inside brass tube - can hold No. 8 wire
- E** Hex stainless steel screws
- F** Hex wrench included and storable inside the base of the switch
- G** Pressure switch connection - Std. 1/4" female NPT
- H** Individually boxed - captive nut on NEMA1 switch cover
- I** Adjustment instructions for switch inside top cover



MPSHD3050



MPSHDM44060

Two Pole Electrical Ratings

Voltage	Single Phase AC	Polyphase AC
115	1-1/2 HP	2 HP
230	2 HP	3 HP

Heavy-Duty (Build) Pressure Switches

Order Number	UPC Bar Code (Qty.1)	Preset On (PSI)	Preset Off (PSI)	Ctn. Qty.	Approx. Weight
MPSHD2040	6 42367 43931 6	On @ 20psi (138 kPa)	Off @ 40psi (276 kPa)	1	0.90 lbs
MPSHD3050	6 42367 12997 2	On @ 30psi (207 kPa)	Off @ 50psi (345 kPa)	1	0.90 lbs
MPSHD4060	6 42367 11780 1	On @ 40psi (276 kPa)	Off @ 60psi (414 kPa)	1	0.90 lbs
MPSHD6080	6 42367 11708 5	On @ 60psi (414 kPa)	Off @ 80psi (552 kPa)	1	0.90 lbs

Heavy-Duty (Build) Pressure Switches with Manual Lever

Order Number	UPC Bar Code (Qty.1)	Preset On (PSI)	Preset Off (PSI)	Ctn. Qty.	Approx. Weight
MPSHDM13050	6 42367 45426 5	On @ 30psi (207 kPa)	Off @ 50psi (345 kPa)	1	0.90 lbs
MPSHDM14060	6 42367 45427 2	On @ 40psi (276 kPa)	Off @ 60psi (414 kPa)	1	0.90 lbs

Heavy-Duty (Build) Low Water Cut-Off Pressure Switches - Manual Lever - Auto Cut Off

Order Number	UPC Bar Code (Qty.1)	Preset On (PSI)	Preset Off (PSI)	Ctn. Qty.	Approx. Weight
MPSHDM43050	6 42367 45422 7	On @ 30psi (207 kPa)	Off @ 50psi (345 kPa)	1	0.90 lbs
MPSHDM44060	6 42367 45423 4	On @ 40psi (276 kPa)	Off @ 60psi (414 kPa)	1	0.90 lbs



© 2024 Merrill Manufacturing Form No. 2157.6
315 Flindt Dr. | Storm Lake, Iowa 50588 | (800) 831-6962 | merrillmfg.com