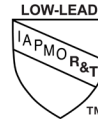



# PITLESS ADAPTERS – NO-LEAD BRONZE

## SPECIFICATIONS:


- NPT threads conform to ANSI/ASME.
- Chamfer and tapers on both male and female parts for easy connection.
- Large gasket positive seal on inside and outside to well casing.
- Glued O-ring on male part of pitless does not fall off during installation.
- Custom molded gasket between collar and outside of casing to insure seal to well casing as well as pitless discharge.
- Extra wide no-lead bronze nut to accommodate wrench for easier installation.



C.A. Certified Listed PAS-97(2021)



Note: Illinois State Approved - MBPNL100 and MBPNL125



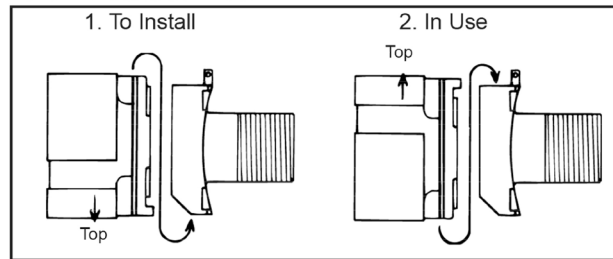
## RATINGS:

- Max Pressure: 150 PSI
- Max Temperature: 180°F

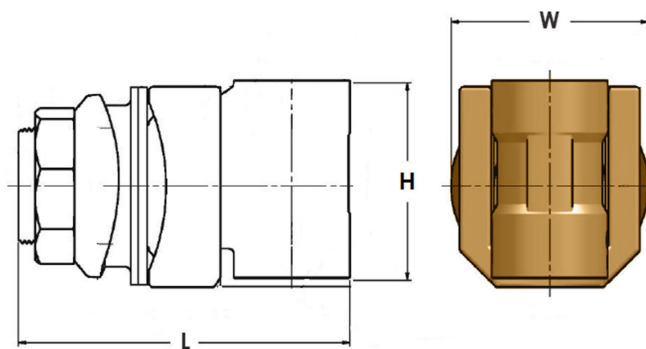
## CERTIFICATIONS:

- NSF/ANSI Standard 372 Certified
- PAS-1 and PAS-97(2019)(R 2023)
- ASSE Standard #1093-2019(R 2023)
- IAPMO CA. Certified
- Illinois Code (MBPNL100 and MBPNL125)

### Built-In Installation Tool



MATERIALS LIST	
Part Name	Material
Female Discharge	No Lead Bronze
Male Elbow	No Lead Bronze
Male O-Ring	Buna
Female O-Ring	Buna
Discharge Gasket	Buna
Female Collar	No Lead Bronze
Female Nut	No Lead Bronze



DIMENSIONS											
Part No.	Drop Pipe & Discharge	Discharge Length	Casing Sizes	Will Support	Hole Saw	Carton Qty.	Replacement Male O-Ring	Length (L)	Height (H)	Width (W)	Approx. Wt./Lbs.
MBNL250	1-1/2"	2.1" LM	6"-12"	600'	2-3/8"	1	OR326	5.70"	3.68"	4.06"	8.8
MBNL300	2"	2.2" LM	6"-12"	600'	3"	1	OR332	7.13"	4.86"	6.38"	14.4
MBNL400	1-1/4" x 1"	1.7" LM	5"-8"	N/A	Hole Guide	1	OR326	7.00"	3.50"	5.50"	8.5
*MBNL60	1"	1.8" LM	5"-8"	300'	1-3/4"	1	OR222	6.28"	3.68"	4.24"	2.6
*MBNL100	1"	1.8" LM	5"-8"	400'	1-3/4"	1	OR326	6.03"	3.67"	4.49"	3.2
*MBNL100N	1"	1.8" LM	5"-8"	400'	1-3/4"	1	OR326	6.03"	3.67"	4.49"	2.5
*MBPNL100	1" Illinois Code	1.8" LM	5"-8"	400'	1-3/4"	1	OR326	6.03"	3.67"	4.49"	3.2
*MBNL125	1-1/4"	1.8" LM	5"-8"	300'	2-1/8"	2	OR326	6.19"	3.62"	4.41"	5.0
*MBNL125N	1-1/4"	1.8" LM	5"-8"	300'	2-1/8"	1	OR326	6.19"	3.62"	4.41"	3.9
*MBPNL125	1-1/4" Illinois Code	1.8" LM	5"-8"	300'	2-1/8"	1	OR326	6.19"	3.62"	4.41"	4.4

\*When properly installed, Merrill Pitless Adapters will support schedule 40 steel pipe full of water and pump. Refer to [www.merrillmfg.com](http://www.merrillmfg.com) per model. **Other companies may claim more support - but have little or no safety factor.** LM = Long Model

**Note:** For use with Concrete Tile - no outside thread models. **MBNL100N, MBNL125N** and (MBR12, MBF12N)



315 Flindt Drive P.O. Box 392  
Storm Lake, Iowa 50588-0392 U.S.A.  
[merrillmfg.com](http://merrillmfg.com)

(800) 831-6962  
(712) 732-2760  
Fax No. 1-800-ANYFLOW