




**R-6000**

# **PAINT JOBS DON'T LAST. POWDER COATINGS DO.**

**R-6000 Series Frost-Proof Yard Hydrants**



LEARN MORE ABOUT THE BEST IN THE INDUSTRY AT [merrillmfg.com](http://merrillmfg.com)

**R-6000 SERIES**

# ONE HYDRANT. FOUR SEASONS.

Merrill has produced top-quality yard hydrants for more than 75 years, and now powder coating makes R-6000 hydrants even better. Powder coating greatly enhances resistance to corrosion, UV light and abrasion, so you get all-weather performance that lasts for years.









# R-6000 SERIES

## STANDARD SPECIFICATIONS

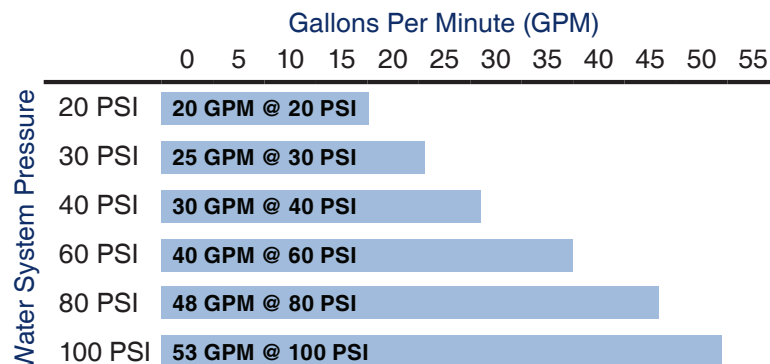
### No-Lead High Capacity 1"

Inlet: 1" NPT in Heavy No-Lead Casting  
 Outlet: 3/4" No-Lead Hose Thread Adapter  
 Stainless Steel Operating Stem Thru Teflon® Packing  
 Self-Lubricating Plunger  
 No-Lead Brass Valve Body  
 1" Galvanized Stand Pipe  
 3/8" Operating Rod

### No-Lead High Capacity Stainless Steel 1"

Inlet: 1" NPT in Heavy No-Lead Casting  
 Outlet: 3/4" No-Lead Hose Thread Adapter  
 Stainless Steel Operating Stem Thru Teflon® Packing  
 Self-Lubricating Plunger  
 304 Stainless Steel Valve Body  
 1" Stainless Steel Stand Pipe  
 3/8" Stainless Steel Operating Rod

### R-6000 1" Flow Rates



**NOTE:** Most common 1/2 hp submersible pumps output is 10GPM.

### No-Lead High Capacity 1" RNL-6000 Frost-Proof Yard Hydrants

Order Number	UPC Bar Code (Qty. 1)	Pipe Connection x Pipe Depth	Pipe Size	Overall Length	Approx. Wt./Lbs.
RNL101	6 42367 41781 9	1" x 1' Bury	1" Galv.	46.5"	13.5 lbs
RNL1015	6 42367 41790 1	1" x 1-1/2' Bury	1" Galv.	52.5"	14.5 lbs
RNL102	6 42367 41782 6	1" x 2' Bury	1" Galv.	58.5"	15.5 lbs
RNL103	6 42367 41783 3	1" x 3' Bury	1" Galv.	70.5"	17.5 lbs
RNL104	6 42367 41784 0	1" x 4' Bury	1" Galv.	82.5"	19.5 lbs
RNL105	6 42367 41785 7	1" x 5' Bury	1" Galv.	94.5"	21.5 lbs
RNL106	6 42367 41786 4	1" x 6' Bury	1" Galv.	106.5"	23.5 lbs
RNL107	6 42367 41787 1	1" x 7' Bury	1" Galv.	117.5"	25.5 lbs
RNL108	6 42367 41788 8	1" x 8' Bury	1" Galv.	130.5"	27.5 lbs
RNL110	6 42367 41789 5	1" x 10' Bury	1" Galv.	154.5"	31.5 lbs

**NOTE:** The length of hydrant you need depends on the depth the water lines are buried in your area. If water lines are buried 4' you need RNL104 - 4' bury below ground with 34" above ground or 6' - 9-1/2" total length.

### No-Lead Stainless Steel High Capacity 1" R-6000 Frost-Proof Yard Hydrants

Order Number	UPC Bar Code (Qty. 1)	Pipe Connection x Pipe Depth	Pipe Size	Overall Length	Approx. Wt./Lbs.
RNLSS101	6 42367 44308 5	1" x 1' Bury	1" Stainless Steel	46.5"	13.5 lbs
RNLSS1015	6 42367 44309 2	1" x 1-1/2' Bury	1" Stainless Steel	52.5"	14.5 lbs
RNLSS102	6 42367 44310 8	1" x 2' Bury	1" Stainless Steel	58.5"	15.5 lbs
RNLSS103	6 42367 44311 5	1" x 3' Bury	1" Stainless Steel	70.5"	17.5 lbs
RNLSS104	6 42367 44312 2	1" x 4' Bury	1" Stainless Steel	82.5"	19.5 lbs
RNLSS105	6 42367 44313 9	1" x 5' Bury	1" Stainless Steel	94.5"	21.5 lbs
RNLSS106	6 42367 44314 6	1" x 6' Bury	1" Stainless Steel	106.5"	23.5 lbs
RNLSS107	6 42367 44315 3	1" x 7' Bury	1" Stainless Steel	117.5"	25.5 lbs
RNLSS108	6 42367 44316 0	1" x 8' Bury	1" Stainless Steel	130.5"	27.5 lbs
RNLSS110	6 42367 44317 7	1" x 10' Bury	1" Stainless Steel	154.5"	31.5 lbs

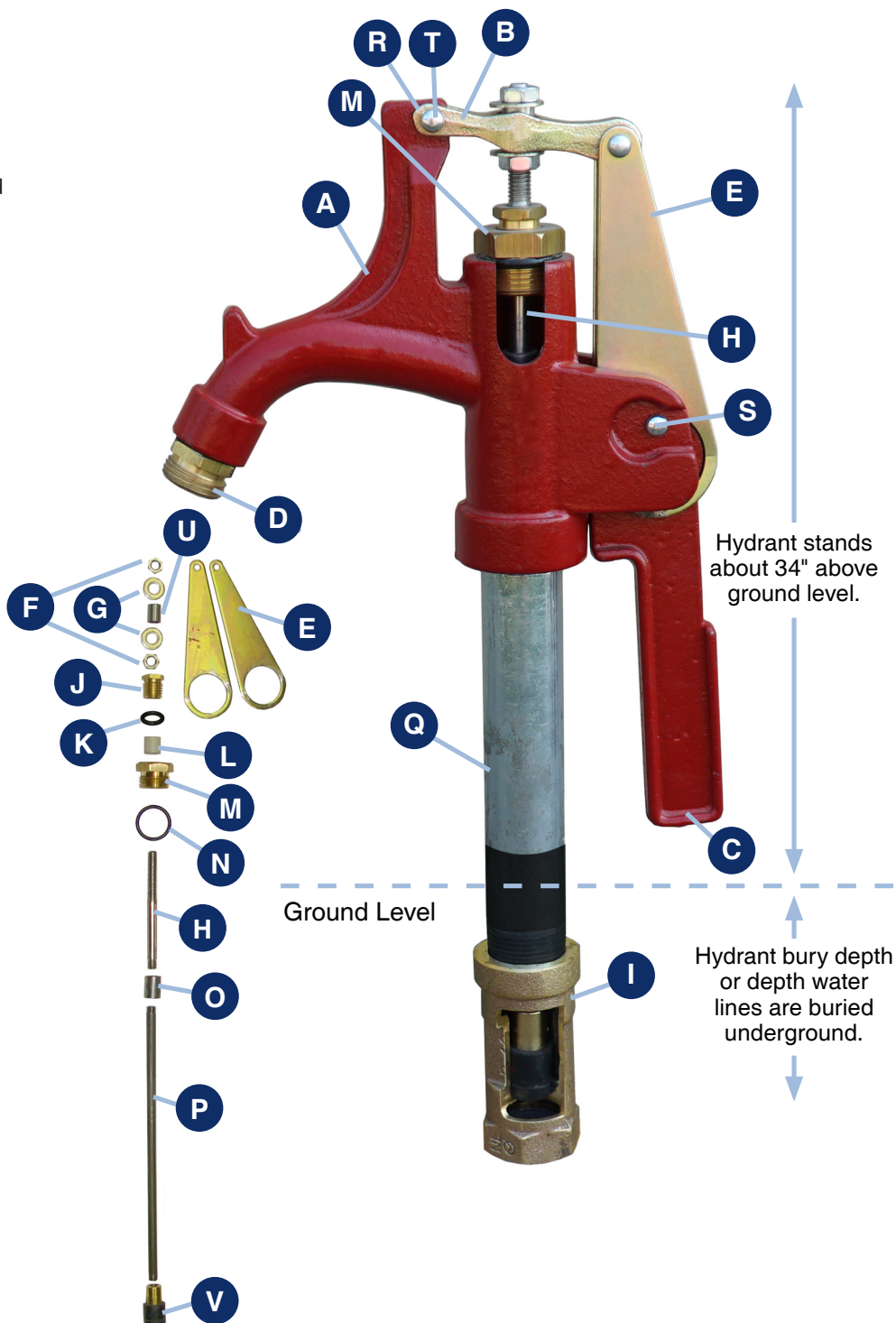
**NOTE:** Stainless steel valve body, pipe, and operating rod.

## FEATURES AND BENEFITS

- A Part Number: RNL-1**  
Heavy-duty, thick-walled head casting
- B Part Number: 11535**  
Zinc plated rocker arm - weather resistant
- C Part Number: 12482**  
Lever arm
- D Part Number: GNL-6**  
Heavy-duty solid hose adapter threaded for standard 3/4" hose coupling ensures the perfect fit.
- E Part Number: R-20**  
Made of high-strength 1040 hot-rolled steel reduces wear and eliminates side pull on the operating rod, resulting in longer life.
- F Part Number: G-25A**  
3/8" Jam nut
- G Part Number: 3/8washer**  
3/8" Washer (2 each)
- H Part Number: G-45**  
The stainless steel rod stem is polished, which will not cut the packing and packing nut, resulting in longest operating life.
- I Part Number: RNL-40/RSS-40**  
Heavy-duty, thick-walled valve body, making it strong and resistant to breakage. Double bypass provides high water flow with an economical design.
- J Part Number: G-30**  
Packing nut
- K Part Number: OR110**  
O-Ring
- L Part Number: G-35**  
Valve stem packing
- M Part Number: R-31**  
Packing gland
- N Part Number: OR215**  
O-Ring
- O Part Number: P-50**  
Steel rod connector
- P Part Number: R-56/RSS-56**  
3/8" operating rod
- Q Part Number: P-60/B-60**  
1" No-Lead schedule 40 galvanized or stainless steel pipe
- R Part Number: 11390**  
Pivot pin (2 each)

- S Part Number: R-15**  
Pivot pin (1 each)
- T Part Number: 11383**  
Retainer clip (3 each)
- U Part Number: R-50S**  
Sleeve

- V Part Number: A-115**  
Self-lubricating plunger prevents rubber from bonding to the valve body, with the longest operating life in a one piece design.




## PARTS AND ACCESSORIES

### Parts List

Part Description	3/4" Part Number
No-Lead Head Casting (includes G-35)	RNL-1
Rocker Arm	11535
Lever Arm	12482
No-Lead Hose Thread Adapter	GNL-6
Draw Straps (per pair)	R-20
3/8" Jam Nut	G-25A
3/8" Washer (2 each)	3/8washer
Stainless Steel Operating Stem	G-45
○ No-Lead Valve Body	RNL-40
Stainless Steel Valve Body	RSS-40
Packing Nut	G-30
O-Ring	OR110
Valve Stem Packing	G-35
Packing Gland	R-31
O-Ring	OR215
Steel Rod Connector	P-50
3/8" Operating Rod	R-56
3/8" Stainless Steel Operating Rod	RSS-56
1" No Lead Galvanized Pipe	P-60
1" Stainless Steel Pipe	B-60
Pivot Pin (2 each)	11390
Pivot Pin (1 each)	R-15
Retainer Clip (3 each)	11383
Sleeve	R-50S
Plunger	A-115
Complete No-Lead Head Assembly - Parts No. GNL-6, RNL-1, R-31, 11390(2), 11535, R-20(2), G-25A(2), G-30, G-35, G-45, R-15, 12482, 11383(3), R-50S, P-50, 3/8washer(2), OR215, OR110	RNL-121
Complete No-Lead Head Assembly Ritchied Hydrants - Parts No. GNL-6, RNL-1, R-31, 11390(2), 11535, R-20(2), G-30, G-35, R-15, 12482, 11383(3), R-50S, 3/8washer(2), OR215, OR110	RNL-121R

### Parts Kit "RF" PKRF

Qty.	Part Number
1 Pr.	R-20
2	3/8washer
1	R-50S
1	G-30
1	G-35
1	A-115
2	G-25A
1	OR110



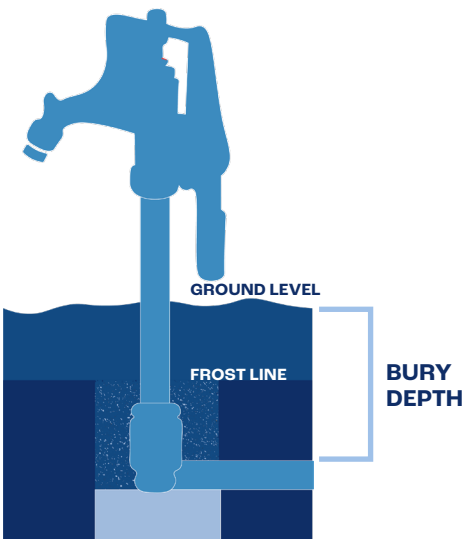
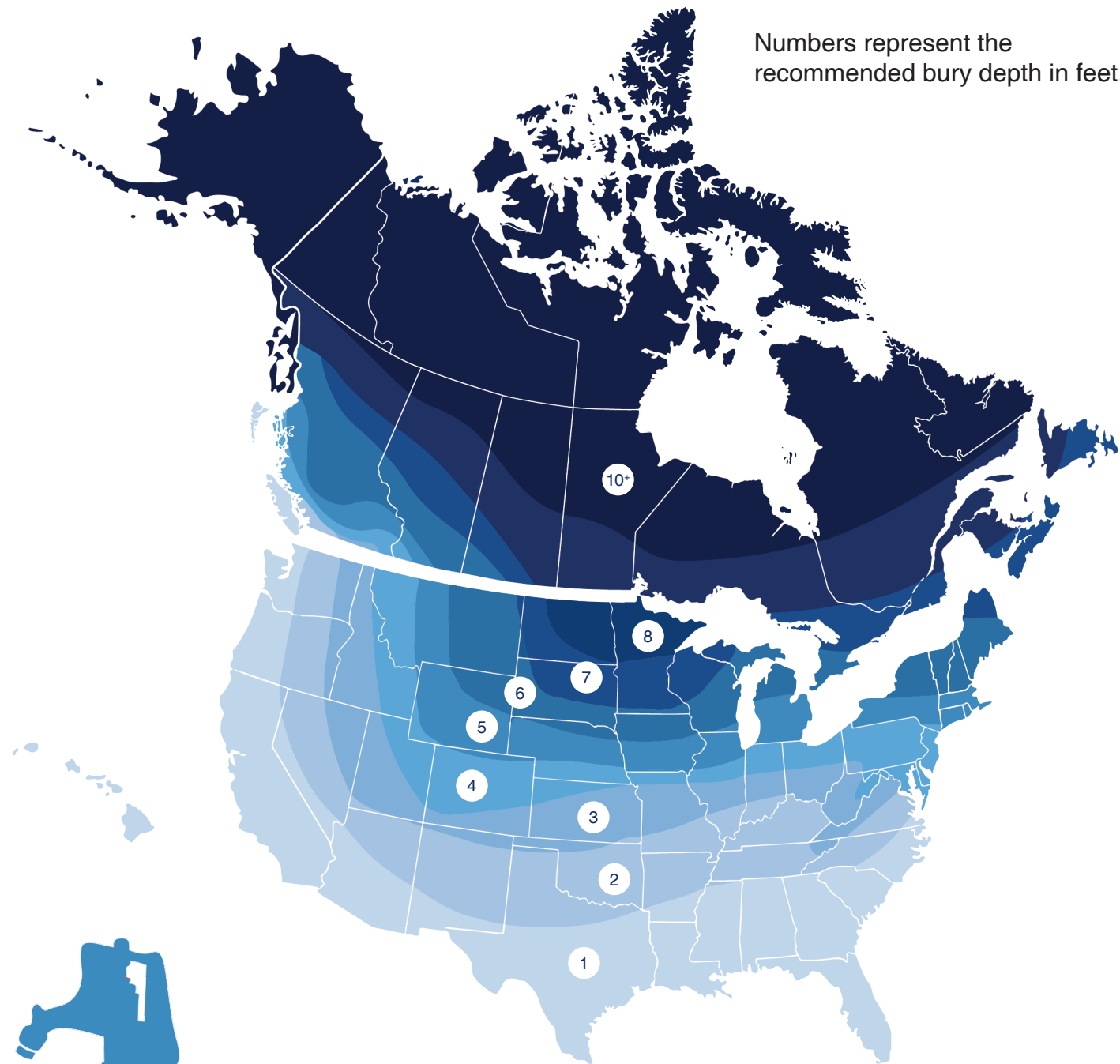
### Optional Accessories List

Order No.	Part Description
<b>Elbows</b>	
○ SSHE100	Stainless Steel 3/4" NPT x 1" Plastic Pipe Elbow
○ SSHE1000	Stainless Steel 1" NPT x 1" Plastic Pipe Elbow
○ RBHENL100	No-Lead 3/4" NPT x 1" Plastic Pipe Elbow
<b>Tees</b>	
○ SSHT7510	Stainless Steel 3/4" NPT x 1" Plastic Pipe Tee
○ RBHTNL7510	No-Lead 3/4" NPT x 1" Plastic Pipe Tee
PTFEGSS50260	1/2" x 260" Grey Nickel Sealant Tape
IG2	2 oz. AquaSeal Compound
<b>No-Lead Vacuum Breakers</b>	
○ BVBADNL75	3/4" Hose - Automatic Drain, No-Lead
○ BVBNL75M	3/4" Hose - Manual Drain, No-Lead



# BURY DEPTH MAP

Numbers represent the recommended bury depth in feet.



## Bury Depth Information

The frost line is simply the deepest point in the ground to which ground water will freeze. It's also referred to as the frost depth. Be sure the hydrant is installed with provision for drainage below the frost line.

Numbers represent the number of feet that is the recommended bury depth for this area. Check with your local code to ensure the right length.





© 2025 Merrill Manufacturing  
315 Flindt Dr. | Storm Lake, Iowa 50588 | (800) 831-6962 | [merrillmfg.com](http://merrillmfg.com)