MERRILL
MANUFACTURING

75TH ANNIVERSARY

Helping You Bring Water to the World Since 1949.

1st Edition
2024

Look to Merrill for Quality - Service - Selection

1.800.831.6962 Fax 1.800.ANYFLOW merrillmfg.com

MERRILL MANUFACTURING PHOTO INDEX

1 Frost Proof Yard Hydrants
Pages 8-40

2 Pitless Units, Kits, Adapters
Pages 41-77

3 Well Caps, Well Seals
Pages 78-83

4 Floats, Air Volume Controls
Pages 84-88



5 Tank Tees, Tee Kits, Tee Acc.
Pages 89-104

6 Pressure Switches & Gauges
Pages 106-114

7 Splice Kits,Torque Arrestors, Couplings
Pages 115-123

8 Well Points, Pump Rod, Cup Leathers
Pages 124-133

9 Insert Fittings & Clamps
Pages 134-148

10 Frost Proof Wall Faucets
Page 149

11 Check & Foot Valves
Pages 150-163

Merrill Manufacturing Limited Warranty
To The Original Purchaser

Merrill Manufacturing Company (herein after called “Merrill”) warrants the yard hydrants and pitless products manufactured by us to be free from functional defects for a period of **SEVEN YEARS** from the date of shipment by Merrill to the **ORIGINAL PURCHASER ONLY.** All other products are **ONE YEAR**. This warranty is applicable under normal use and service provided its products are installed, used and maintained in accordance with Merrill instructions, limitations issued by Merrill, and all applicable local codes. The obligation under this warranty is limited to replacing or repairing, without charge, any part manufactured by Merrill proven to be defective at the time of shipment. Immediate written notification must be given by the purchaser to Merrill upon discovery of alleged defect. The company retains the right to have the product returned freight prepaid to establish a claim. All warranty replacements or refunds will be issued to original purchaser only, unless specifically agreed to by Merrill.

This warranty does not cover or apply to any products or material supplied by but not manufactured by Merrill and is limited to actual warranty extended to Merrill by its supplier.

This warranty shall not apply if the product has been modified or altered in any way by others. Merrill will make no allowance for such alterations unless authorized in writing by the company prior to such alterations. In no event shall the company be liable for expenses necessary for the removal or reinstallation of any product supplied by Merrill, or for any damages to other property or equipment resulting from the removal or installation of such product.

The foregoing warranty is only applicable to manufactured products by Merrill and any previous agreements, representations or warranties, oral or written are hereby canceled. No other express or implied warranties shall apply, including but not limited to implied warranties of merchantability and fitness to a particular use.

Merrill’s total responsibility for damages whether arising in contract or tort arising out of or relating to its performance or the products covered hereunder, shall be limited to the contract price of the product. In no event shall Merrill be liable for any incidental or consequential damages such as loss of profit, loss of use of production or other facilities or equipment or any expenses incurred in reliance on the company’s equipment whether suffered by the buyer or a third party. In no event shall Merrill be liable for expenses necessary to remove or reinstall any product supplied by Merrill, or for any damages to other property or equipment resulting from any such removal or reinstallation, without written consent from Merrill for a specific installation prior to original installation. Nothing in this paragraph shall in any way be construed to affect the liability the company may have for personal injury of any third party. Damages resulting from improper storage, improper handling, freezing, improper installation, fire, or any act of God will not be considered by Merrill as its liability. Merrill will not assume any expense or liability for repairs or modifications made to its products outside its facilities, without a written consent. Equipment and accessories used with the company product and supplies by other manufacturers are not warranted. Any complaint, controversy, or claim arising out of or relating to this warranty, or the breach thereof, shall first be communicated to Merrill’s home office in Storm Lake, Iowa.

Under no circumstances should Merrill frost proof yard hydrants be installed where the hydrant is allowed to drain into a water well or the drain water is allowed to come into contact with any drinking water supply. Merrill disclaims all liability of any kind and voids the hydrant warranty for installations of this product where it can or could drain back into a drinking water supply.

Merrill products are not designed or engineered for use in a nuclear facility, or in conjunction with any nuclear facility or support facility. Use of any Merrill products in any such applications is a misuse of these products and voids all warranties contained herein, expressed and implied, of merchantability and fitness for a particular purpose.

Merrill
Condensed Catalog Index

	Merrill Product	Page No.
	Merrill Terms & Conditions	6-7
NL	Hide-Drant Yard Hydrant (Frost Proof)	8-11
	Yard Hydrant Parts Kits & Accessories	8-11,15-16 20-21,24,27,30,32,34,38-39
	Any Flow® Yard Hydrant (Frost Proof)	12-16
NL	Stainless Steel Any Flow® Yard Hydrant (FP)	13-14
NL	No Lead Any Flow® Yard Hydrant (FP)	13-14
	High Capacity Yard Hydrants (FP)	14,19, 23
NL	No Lead Brass Vacuum Breaker	11,15 17,20,27-28,30,38-39
	C-1000 Yard Hydrant (Frost Proof)	17-21
NL	CNL-1000 No Lead Yard Hydrant (FP)	18-19
NL	Stainless Steel C-1000 Yard Hydrant (FP)	18-19
	R-6000 Yard Hydrant (Frost Proof)	22-24
NL	RNL-6000 No Lead Yard Hydrant (FP)	23
NL	Stainless Steel R-6000 Yard Hydrant (FP)	23
	Good,Best,Best Hydrants	25
NL	M-2000 Yard Hydrant (Frost Proof)	26-27
	E-5000 Yard Hydrant (Frost Proof)	28-30
	EM-5000 Yard Hydrant (Frost Proof)	29
NL	ENL-5000 No Lead Yard Hydrant (FP)	29
NL	EMNL-5000 No Lead Yard Hydrant (FP)	29
	B-7000 Yard Hydrant (Frost Proof)	31-32
NL	BNL-7000 No Lead Yard Hydrant (FP)	31-32
NL	Any Temp®/H-3000 Heated Hydrants (FP)	33-34
	Summer-Winter Water Lines	35
	Self-Closing Yard Hydrants (Frost Proof)	36-38
	Yard Hydrant Accessories	39
	Imported Yard Hydrant Parts	40
NL	Custom Wrenches	41-43,46
NL	SP Test Fixture	41
NL	SP Pitless Units	41-45
NL	Pitless Connectors	43,47,49,52
NL	SPP Pitless Units	46-48
NL	SSMCU Pitless Units	49-51
NL	H2O Pitless Control Units	53-64
	H2O Bracket	55-56
	H2O Pressure Switch Control Package	56
NL	Anti-Seize/Gasket Lube	65
NL	Thread Seal Tape	65,98
NL	Thread Sealing Compound	65,92,98
NL	SPK Pitless Kits	66-68
	MCK Pitless Kits	69,71-72
NL	MCKNL No Lead Bronze Pitless Kits	69-70,72
NL	Pitless 5" Body with Tapping	70
	MCK/MCKNL & SMCK Parts	72,75
NL	SMCK Pitless Kits	73-75
NL	Stainless Steel Pitless Adapters	76
NL	No Lead Brass Pitless Adapters & Parts	76-77
NL	Pitless or Well Caps & Parts	64,78-81
NL	Well Locator	80
NL	Well Vents & Vent Ells	80
NL	Cast Iron Well Seals	82
NL	Steel Well Seals	82
NL	Plastic Well Seals	83
NL	Plastic Floats	84
NL	Pressure Tanks	64,85
NL	Air Volume Controls	86
	Air Valves	87
NL	No Lead Air Valves, Bleeder Orifice & Tees	87
NL	Plastic Float Valves	88
NL	No Lead Brass Tank Tees	89-91
NL	No Lead Brass Solder Unions	91,104
NL	Stainless Steel Tank Tees	92
NL	Galvanized Ductile Iron Tank Tees	93
NL	Stainless Steel Compact Tank Tees	94
NL	No Lead Brass Compact Tank Tees	94
NL	No Lead Brass Compact Off-the Floor Tank Tees	94
NL	Stainless Steel Tank Tee Packages	94
NL	No Lead Brass Tank Tee Packages	95-96
NL	PVC Tank Tees	97
NL	Nipples, Galvanized, No Lead Brass Stainless Steel & PVC	64,97,104
NL	Stainless Steel Elbows & Street Elbows	98,140
NL	Stainless Steel Union with O-Ring	98,139
NL	Manifold Kits	99
NL	Manifold Kits and Bracket	100
NL	Manifolds	100
NL	Manifold Bracket	101
	Pressure Relief Valves	97-98,102-103
NL	No Lead Boiler Drains	97-98,104
	Air Test Gauge	105
NL	Swivel Test Gauge Adapter	105
	Pressure Gauges	105-106
NL	No Lead Pressure Gauges	106
NL	Merrill Pressure Switches	107-109
NL	Pulsation Plug	107,113
NL	No Lead Swivel Unions	107,113
NL	Heavy-Duty (Build) Standard Pressure Switches	108
NL	Extra Heavy-Duty Pressure Switches	109
NL	Control Switches	110-112
NL	Capacitor	111
NL	Telemecanique Sensors Pressure Switches	113
NL	Square D® Electrical Panel	114
NL	Clear Splice Kits & Clear Shrink Tubing	115-117
NL	Splice Kits & Shrink Tubing	115-119
NL	Crimp Connectors & Splice Tubing	115-119
NL	Multi-Size Wire Connectors	115
NL	Black Splice Kits & Black Shrink Tubing	115,118-119
NL	Lightning Arrestors	120
NL	Torque Arrestors, Cable Guards & Ties	121
NL	Pump Guides & Safety Rope	121
NL	Well Drilling Lubricants	122
NL	Pipe Couplings	123
NL	No Lead Rope Adapters	123,143
NL	PVC Drop Pipe Couplings	123
NL	Stainless Steel Drop Pipe Couplings	123
NL	No Lead Brass Drop Pipe Couplings	123
NL	Merchant Pipe Couplings	123
NL	Well Points	124
NL	Drive Caps & Couplings	123-124
NL	Pipe Lengths	124-125
NL	Pump Rod & Rod Couplings	125
NL	Cup & Valve Leathers	126
NL	Pitcher Pumps	126
NL	Sediment Filters & Parts	127-129
NL	Curb Stop Valves	130
NL	Curb Stop Riser Pipe & Cap	130
NL	Curb Stop Wrench	130
NL	Ball Valves, No Lead Brass, PVC & Stainless Steel	131
NL	Flow Control Valves	132-133
NL	Plastic Insert Fittings (Poly, Nylon, & PVC)	134-137
NL	Steel Insert Fittings	138
NL	Stainless Steel Insert Fittings	15,20,24,27 39,41-43,45-51,66,68,73,123,139-140
NL	No Lead Yellow Brass Insert Fittings	141
NL	No Lead Bronze Insert Fittings	15,20,24,27 30,39,123,142-143
	Red Brass Insert Fittings	144
	Ground Source Elbows	144
	Geo Thermal Union Adapters	144
NL	Merrill USA Stainless Steel Clamps	145
NL	Merrill Stainless Steel Clamps	146
NL	Ideal® Stainless Steel Clamps	147-148
NL	No Lead MA & MAP Anti-Siphon Wall Faucets	149
	No-Spin Poppet Check Valves	150-153,156,159-160
NL	No Lead Bronze Check & Foot Valves	151
NL	Submersible Check Valves	151,153
NL	No Lead Bronze Control Valves	151-152
NL	No Lead Brass & Foot Check Valves	153
NL	No Lead Brass Tapped Check Valves	153
	Brass Check & Foot Valves	154
NL	Foot Valve Replacement Parts	155
NL	Check Valve Replacement Parts	155
NL	Stainless Steel Check & Foot Valves	156
NL	VFC Variable Flow Check Valves	157-158
NL	Environmental Check & Foot Valves	156,161
NL	Malleable Iron Check Valves	160
NL	Plastic Check & Foot Valves	161
NL	Multi-Size Plastic Foot Valve	162
NL	Flapper Style Check Valves	162
NL	Sump Pump Check Valves	162
NL	Sump Pump Hose Kits	162
NL	Water Systems Handbook	163
NL	Water Systems Membership	163
NL	Water Well Components	164

Merrill Alphabetical Product Index

Merrill Product **Page No.**

– A –

Adapters, Hose 11-12,16-17
.....21-22,24,27-28,30-32,36-40
NL Adapters, Pitless 76
NL Adapters, Submersible Rope 123,143
NL Air Charger 86
Air Release, Deep Well 86
Air Test Gauge 105
NL Air Valves 87
NL Air Volume Controls, L-Shallow Deep, DWJ .....
Deep Well & Brady 86
NL Anti-Seize/Gasket Lube 65
Anti-Siphon Frost Proof Wall Faucet 149
NL Anti-Siphon Yard Hydrant 8-11
Any Flow® Yard Hydrant (Frost Proof) 12-16
NL Any Flow® No Lead Yard Hydrant (FP) 13-14
NL Any Flow® Stainless Steel Yard Hydrant (FP) 13-14
NL Any Temp®/H-3000 Yard Hydrant (FP) 33-34
NL Arrestors, Lightning 120
NL Arrestors, Torque 121
NL Automatic Drain Vacuum Breaker 15,17,20
..... 27-28,30,38-39

– B –

B-7000 Yard Hydrants 31-32
NL Ball Valves, (No Lead Brass, PVC .....
Stainless Steel) 131
NL Black Splice Kits & Black Shrink Tubing .....
..... 115,118-119
NL Bleeder Orifice, Rubber & Stainless Steel 87
NL Bleeder Orifice Tees, No Lead Brass 87
NL BNL-7000 No Lead Yard Hydrant (FP) 31-32
NL Bolier Drains 97-98,104
NL Boiler Sampling Valves 104
Bracket, H2O 55-56
NL Bracket, Manifold 101
NL Brady Air Volume Controls 86
Brass Check Valves 154
Brass Foot Valves 154
Brass Ground Source Elbows 144
Brass Insert Fittings for Flexible Pipe 144
NL Bushings 98,140,142
Butt Connectors 118

– C –

C-1000 Yard Hydrant (Frost Proof) 17-21
NL C-1000 Stainless Steel Yard Hydrant (FP) 18-19
NL Cable Guards 121
NL Cable, Heating 33-35
NL Cable Ties 121
NL Capacitor 111
NL Caps, Drive Well 124
NL Caps, Watertight Well, Ventilated, Multi-Size .....
Well & Parts 64,78-81
NL Charger, Air 86
NL Check Valves, Flapper Style 162

Merrill Product **Page No.**

NL Check Valves, Plastic 161-162
Check Valves, Brass 154
NL Check Valves, Control Center 151-152
NL Check Valves, Environmental 156,161
NL Check Valves, Malleable Iron 160
NL Check Valves, No Lead Bronze 151
NL Check Valves, No Lead Bronze Submersible 151
NL Check Valves, No Lead Brass 153
NL Check Valves, Replacement Parts 155
NL Check Valves, Stainless Steel 156
NL Check Valves, Submersible 151,153
NL Check Valves, Sump Pump 162
NL Check Valves, Tapped 151-153,156,160
NL Check Valves, VFC Variable Flow 157-158
NL Clamps, Ideal® Stainless Steel 147-148
NL Clamps, Merrill Stainless Steel 146
NL Clamps, Merrill USA Stainless Steel 145
NL CNL-1000 No Lead Yard Hydrant (FP) 18-19
Cold Water Relief Valves 102-103
NL Compact Tank Tees, No Lead Brass 94
NL Compact Tank Tees, Stainless Steel 94
NL Compression Splice Kits 118
NL Connectors, Pitless 43,47,49,52
NL Connectors, Wire 115-119
NL Control Center Check Valves 151-152
NL Control Switches 110-112
NL Control Units, H2O Pitless 53-64
NL Control Valves, Flow 132-133
NL Cores, Air Valve 87
Couplings, Brass Insert 144
NL Couplings, Drive 123-124
NL Couplings, Drop Pipe (Galvanized, PVC .....
Stainless Steel, No Lead Brass) 123
NL Couplings, Pump Rod 125
NL Couplings, Stainless Steel Insert 139-140
NL Couplings, Steel Insert 138
NL Crimp Connectors 115-119
NL Cup Leathers 126
NL Curb Stop Riser Pipe & Cap 130
NL Curb Stop Valves 130
NL Curb Stop Wrench 130
NL Custom Wrenches 41-43,46
NL Cut-Off Switches, Low Pressure 107,113
Cycle Stop Valve 56

– D –

Deep Well Air Release 86
NL Drain, Boiler 97-98,104
NL Drain Valves 97-98,104
NL Drilling Lubricants, Well 122
NL Drive Caps 124
NL Drive Couplings 123-124
NL Drive Points 124
NL Drop Pipe Couplings (Galvanized, PVC, ...
Stainless Steel, No Lead Brass) 123
NL Ductile Iron Tank Tees, Galvanized 93

– E –

E-5000 Yard Hydrant (Frost Proof) 28-30
Elbows, Brass Ground Source 144

Merrill Product **Page No.**

Elbows, Hydrant 15,17,20,22,24,27-28
.....30,39,41-43,45-51,66,68,73,140-141,143-144
NL Elbows, Plastic Insert (Poly, Nylon, PVC) .. 135-136
NL Electrical Controls, Merrill 107-112
NL Electrical Controls, Square D® 113
NL Electrical Panel, Square D® 114
EM-5000 Yard Hydrant 29
NL EMNL-5000 No Lead Yard Hydrant 29
NL ENL-5000 No Lead Yard Hydrant 29
NL Environmental Check Valves 156,161
NL Environmental Foot Valves 161
NL Extra Heavy-Duty Pressure Switches 109

– F –

NL Faucets, Wall 149
NL Filters, Sediment 127-129
NL Fittings, No Lead Yellow Brass 141
NL Fittings, No Lead Bronze 15,20,24,27,30,39
..... 123,142-143
NL Fittings, Plastic Insert (Poly, Nylon, PVC) .. 134-137
Fittings, Brass Insert 144
NL Fittings, Stainless Steel Insert 15,20,24,27,39
..... 41-43,45-51,66,68,73,139-140
NL Fittings, Steel Insert 138
NL Flapper Style Check Valves 162
NL Float Valves, Plastic 88
NL Float Switches 107-109,113
NL Floats, Tank (Air Separators) 84
NL Flow Control Valves 132-133
NL Foot Valves, Plastic 161-162
Foot Valves, Brass 154
NL Foot Valves, Environmental 156
NL Foot Valves, No Lead Brass 153
NL Foot Valves, No Lead Bronze 151
NL Foot Valves, Plastic Multi-Size 162
NL Foot Valves, Replacement Parts 155
NL Foot Valves, Stainless Steel 156
NL Frost Proof Wall Faucets 149
Frost Proof Yard Hydrants 8-32,36-38
NL Full-Port Ball Valve 131

– G –

NL Galvanized Ductile Iron Tank Tees 93
NL Galvanized Tank Nipples 104
NL Galvanized Pipe Lengths 124-125
NL Galvanized Tank Tees 93
Gauges, Pressure 105-106
NL Gauges, Large Diameter Pressure 105-106
Gauges, Liquid Filled Pressure 105-106
NL Gauges, No Lead Pressure 106
Gauge, Air Test 105
NL Gauge, Swivel Test Adapter 105
Geo Thermal Union Adapters 144
Ground Source Elbows, Brass 144
NL Guards, Cable 121
NL Guides, Submersible Pump 121

– H –

H2O Bracket 55-56
NL H2O Pitless Control Units 53-64

	Merrill Product	Page No.
	H2O Pressure Switch Control Package	56
NL	H-3000/Any Temp® Heated Hydrant (FP)	33-34
NL	Handbook, Water Systems	163
NL	Heat Shrink Sleeves,Tubing & Kits	115-119
	Heated RV Water Connector	35
	Heated Water Lines & Cable	33-35
NL	Heavy-Duty (Build) Standard Pressure Switches	108
NL	Heavy-Duty Check Valves	150-151
	Heavy-Duty Pressure Relief Valves	103
NL	Hex Bushings	98,140,142
NL	Hide-Drant Yard Hydrant (Frost Proof)	8-11
	Hose Adapters	11-12,16-17 21-22,24,27-28,30-32,36-40
NL	Hose Clamps, Ideal® Stainless Steel	147-148
NL	Hose Clamps, Merrill Stainless Steel	146
NL	Hose Kits, Sump Pump	162
	Hydrant Elbows & Tees	15,17,20,22,24,27-28 30,39,41-43,45-51,66,68,73,140-141,143-144
	Hydrant Parts	8-11,15-16,20-21 24,27,30,32,34,38-39
NL	Hydrants, Heated & Non-Heated(Frost Proof)	33-34
	Hydrants, High Capacity Yard (FP)	14,19,23
NL	Hydrants, Hide-Drant (Frost Proof)	8-11
	Hydrants, R-6000 Yard (Frost Proof	22-24
NL	Hydrants, RNL-6000 No Lead Yard Hydrant	23
	Hydrants, Self-Closing (Frost Proof)	36-38
NL	Hydrants, Thermoplastic Yard (Frost Proof)	26-27
	Hydrants, Yard (Frost Proof)	8-32,36-38

– I –

NL	Ideal® Stainless Steel Clamps	147-148
	Imported Yard Hydrant Replacement Parts	40
NL	Insert Fittings, (Nylon, Poly, & PVC)	134-137
NL	Insert Fittings, No Lead Bronze	15,20,24,27,30 39,123,142-143
NL	Insert Fittings, No Lead Yellow Brass	141
	Insert Fittings, Brass	144
NL	Insert Fittings, Stainless Steel	15,20,24,27,39 41-43,45-51,66,68,73,139-140
NL	Insert Fittings, Steel	138
NL	Insulated & Heated Hydrant (Frost Proof)	33-34
	Insulated Water Lines	33-35
NL	Iron Galvanized Ductile Tank Tees	93

– J –

NL	Jet Pump Pitless Adapter	76

– K –

NL	Kits, Compression Splice	118
	Kits, Hydrant Parts	15-16,20-21 24,27,30,32,34,38-39
NL	Kits, Manifold	99
NL	Kits, Manifold with Bracket	100
	Kits, Pitless	66-75
NL	Kits, Repair (Air Volume Control)	86
NL	Kits, Splicing-Heat Shrink	115-119
NL	Kits, Sump Pump Hose	162

– L –

	Large Diameter Pressure Gauges	105-106
NL	Leathers, Cup & Valve	126
NL	Lightning Arrestors	120
	Liquid Filled Pressure Gauges	105-106
	Livestock Waterer, Hydrants (Frost Proof)	36-38
NL	Low Pressure Cut-Off Switches	107,113
NL	Lube, Anti-Seize/Gasket	65
NL	Lube, Thread Sealing Compound	65,92,98
NL	Lubricant, Well Drilling	122

– M –

NL	M-2000 Yard Hydrant (Frost Proof)	26-27
NL	Malleable Iron Check Valve	160
NL	Manifolds, No Lead Brass,Stainless Steel,PVC	100
NL	Manifold Kits	99
NL	Manifold Kits with Bracket	100
NL	Manifold Bracket	101
	MCK Pitless Kits	69,71-72
NL	MCKNL No Lead Bronze Pitless Kits	69-70,72
NL	Merchant Pipe Couplings	123
NL	Merrill Pressure Switches	107-109
NL	Merrill Stainless Steel Clamps	146
NL	Merrill USA Stainless Steel Clamps	145
NL	Meter Couplings, PVC	123
NL	Multi-Size Plastic Foot Valves	162
NL	Multi-Size Wire Connectors	115

– N –

NL	Nipples, Galvanized, No Lead Brass Stainless Steel, PVC	64,97,104
NL	No Lead Any Flow® Yard Hydrant (FP)	13-14
NL	No Lead BNL-7000 Yard Hydrant (FP)	31-32
NL	No Lead Boiler Drains	97-98,104
NL	No Lead Brass Air Valves, Bleeder Orifices & Tees	87
NL	No Lead Brass Ball Valves	131
NL	No Lead Brass Check & Foot Valves	153
NL	No Lead Brass Compact Tank Tees	94
NL	No Lead Brass Drop Pipe Couplings	123
NL	No Lead Brass Pipe Nipple	64,104
NL	No Lead Brass Pitless Adapters	76
NL	No Lead Brass Sampling Valves	104
NL	No Lead Brass Solder Unions	91,104
NL	No Lead Brass Tank Tees	89-91
NL	No Lead Brass Tank Tee Packages	95-96
NL	No Lead Brass Vacuum Breaker	11,15,17 20,27-28,30,38-39
NL	No Lead Bronze Check & Foot Valves	151-152
NL	No Lead CNL-1000 Yard Hydrant (FP)	18-19
NL	No Lead EMNL-5000 Hydrant (FP)	29
NL	No Lead ENL-5000 Hydrant (FP)	29
NL	No Lead Pitless 5” Body with Tapping	70
NL	No Lead Pressure Gauges	106
NL	No Lead Pressure Relief Valves	97-98,102-103
NL	No Lead RNL-6000 Yard Hydrant (FP)	23
NL	No Lead Wall Faucets	149
NL	No Lead Yellow Brass Insert Fittings	141
NL	Nylon Insert Fittings	134-137

– P –

NL	Panel, Electrical	114
NL	Pex Anti-Siphon Wall Faucets	149
NL	Pipe Clamps, Ideal® Stainless Steel	147-148
NL	Pipe Clamps, Merrill Stainless Steel	146
NL	Pipe Couplings, (Galvanized, Stainless Steel, PVC, No Lead Brass)	123
NL	Pipe Lengths, Threaded, Galvanized	124-125
NL	Pitcher Pumps	126
	Pitless Adapters	76
NL	Pitless 5” Body with Tapping	70
NL	Pitless Connectors	43,47,49,52
NL	Pitless Control Units, H2O	53-64
	Pitless Kits	66-75
NL	Pitless Units	41-51
NL	Pitless Well Caps	64,78-80
NL	Plastic Air Volume Controls	86
NL	Plastic Check Valves	161-162
NL	Plastic Floats	84
NL	Plastic Float Valves	88
NL	Plastic Foot Valves	161-162
NL	Plastic Foot Valves, Multi-Size	162
NL	Plastic Insert Fittings	134-137
NL	Plastic Meter Coupling	123
NL	Plastic Well Cap	79-80
NL	Plastic Well Seals	83
NL	Points, Well	124
NL	Poly Insert Fittings	134-137
NL	Polypropylene Rope	121
	Pressure Gauges	105-106
	Pressure Relief Valves	97-98,102-103
NL	Pressure Switches	107-109,113
	Pressure Switch Control Package, H2O	56
NL	Pressure Tanks	64,85
NL	Protector, Cable	121
NL	PTFE Teflon® Thread Seal Tape	65,98
NL	Pulsation Plug	107,113
NL	Pump Guides	121
NL	Pump Rod, Galvanized	125
NL	Pump Rod, Stainless Steel	125
NL	Pump Rod Coupling, Galvanized	125
NL	Pumps, Pitcher	126
NL	PVC Drop Pipe Couplings	123
NL	PVC Foot Valves	161-162
NL	PVC Insert Fittings	134-137
NL	PVC Manifolds	100
NL	PVC Meter Couplings	123
NL	PVC Nipples	97,104
NL	PVC Sampling Valves	104
NL	PVC Tank Tees	97

– R –

	R-6000 Yard Hydrant (Frost Proof)	22-24
NL	R-6000 Stainless Steel Yard Hydrant (FP)	23
NL	Riser Pipe, Curb Stop	130
NL	RNL-6000 No Lead Yard Hydrant (FP)	23

– S –

NL	Safety Rope	121
NL	Sampling Valves	104
NL	Sanitary Hide-Drant Yard Hydrant (FP)	8-11
NL	Sediment Filters	127-129

	Merrill Product	Page No.
	Self-Closing Yard Hydrant (Frost Proof)	36-38
NL	Shallow Well Air Volume Control	86
	Sill Cocks, Frost Proof	149
NL	SMCK Pitless Kits	73-75
NL	Snifter Valves	87
NL	Solder No Lead Brass Unions	91,104
NL	Splice Kits, Compression	118
NL	Splicing Kits, Heat Shrink	115-119
NL	SP Test Fixture	41
NL	Square D®, Electrical Panel	114
NL	Sta-Kon Connectors	115-119
NL	Stainless Steel Ball Valves	131
NL	Stainless Steel Bleeder Orifices	87
NL	Stainless Steel Check Valves	156
NL	Stainless Steel Clamps-Ideal®	147-148
NL	Stainless Steel Clamps-Merrill	146
NL	Stainless Steel Clamps-Merrill USA	145
NL	Stainless Steel Compact Tank Tees	94
NL	Stainless Steel Elbows & Street Elbows	98,140
NL	Stainless Steel Foot Valves	156
NL	Stainless Steel Hex Bushings	98,140
NL	Stainless Steel Insert Fittings	15,20,24,27,39 41-43,45-51,66,68,73,123,139-140
NL	Stainless Steel Manifold	100
NL	Stainless Steel Nipples	104
NL	Stainless Steel Pipe Couplings	123
NL	Stainless Steel Pitless Adapters	76
NL	Stainless Steel Pitless Kits	73-75
NL	Stainless Steel Pitless Units	49-51
NL	Stainless Steel Pump Rod	125
NL	Stainless Steel Tank Tees	92
NL	Stainless Steel Tank Tee Packages	94
NL	Stainless Steel Union with O-Ring	98,139
NL	Steel Insert Fittings	138
NL	Steel Well Seals	82
NL	Submersible Check Valves	151,153
NL	Submersible Pump Guide	121
NL	Submersible Rope	121
NL	Submersible Rope Adapters	123,143
NL	Submersible Torque Arrestors	121
NL	Sump Pump Check Valves	162
NL	Sump Pump Hose Kits	162
NL	Switches, Control	110-112
NL	Switches, Low Pressure Cut-Off	107,113
NL	Switches, Pressure	107-109,113
NL	Switches, Telemecanique Sensors	113
NL	Switches, Sump Pump	113
NL	Swivel Test Gauge Adapter	105
NL	Swivel No Lead Brass Unions	107,113

– T –

NL	Tank Accessories	87
NL	Tank Drain Valves	104
NL	Tank Tee Packages	94-96
NL	Tank Floats, Plastic	88
NL	Tank Nipples, Galvanized	104
NL	Tank, Pressure	64,85
NL	Tank Tees	89-91
NL	Tapped Check Valves	151-153,156,160
NL	Tees, Galvanized Ductile Iron Tank	93
NL	Tees, No Lead Bleeder Orifice	87
NL	Tees, Plastic Insert	135-137
NL	Tees, Stainless Steel	92
NL	Telemecanique Sensors, Pressure Switches	113
	Test Gauge, Air	105
NL	Test Fixture, SP	41
NL	Thread Seal Tape	65,98
NL	Thread Sealing Compound	65,92,98
NL	Thermoplastic Yard Hydrant (Frost Proof)	26-27
NL	Torque Arrestors	121
NL	Tubing	56

– U –

NL	Unions, Tank Tees with Union	91-92
NL	Unions, Solder No Lead Brass	91,104
NL	Unions, Swivel No Lead Brass	107-113

– V –

NL	Vacuum Breaker, Automatic Drain	15,17,20 27-28,30,38-39
NL	Vacuum Breaker, No Lead Brass	11,15,17,20 27-28,30,38-39
NL	Valves, Air	87
	Valve, Cycle Stop	56
NL	Valve Leathers	126
NL	Valves, Plastic Check & Foot	161-162
	Valves, Brass Check	154
	Valves, Brass Foot	154
	Valves, Control Center Check	151-152
NL	Valves, Curb Stop	130
NL	Valves, Environmental Check & Foot	156,161
NL	Valves, Malleable Iron Check	160
NL	Valves, Multi-Size Foot	162
NL	Valves, No Lead Brass	153
NL	Valves, No Lead Bronze Check & Foot	151
NL	Valves, Plastic Float	88
NL	Valves, PVC Check	161-162
	Valves, Pressure Relief	97-98,102-103
NL	Valves, Sampling	104
NL	Valves, Snifter	87
NL	Valves, Stainless Steel Check & Foot	156
NL	Valves, Sump Pump Check	162
NL	Valves, Tapped Check	151-153,156,160
NL	Vent Ells	80
NL	Vent, Well Seal	82
NL	Vents, Well Cap	80
NL	VFC Variable Flow Check Valves	157-158

– W –

NL	Wall Faucets	149
NL	Water Systems Council Handbook	163
NL	Water Systems Membership	163
	Water Lines, Heated & Non-Heated	33-35
NL	Watertight Well Caps & Parts	64,78-81
NL	Well Drilling Lubricants	122
NL	Well Locator	80
NL	Well Points	124
NL	Well Seals, Cast Iron	82
NL	Well Seals, Plastic	83
NL	Well Seals, Steel	82
NL	Well Seal Vent	82
NL	Well Vents	80
	Winterize Kit, Any Temp®/H-3000 (FP)	34-35
NL	Wrap Around Cable Guard	121
NL	Wrench, Curb Stop	130
NL	Wrenches, Custom	41-43,46

– Y –

	Yard Hydrant Accessories	39
	Yard Hydrant Parts Kits	15-16,20-21 24,27,30,32,34,38-39
	Yard Hydrants, Any Flow® (Frost Proof)	12-16
NL	Yard Hydrants, Any Flow® No Lead (FP)	13-14
NL	Yard Hydrants, Any Flow® Stainless Steel (Frost Proof)	13-14
NL	Yard Hydrants, Any Temp®/H-3000 (FP)	33-34
	Yard Hydrants, B-7000 (Frost Proof)	31-32
NL	Yard Hydrants, BNL-7000 No Lead (FP)	31-32
	Yard Hydrants, C-1000 Series (FP)	17-21
NL	Yard Hydrants, CNL-1000 No Lead (FP)	18-19
NL	Yard Hydrants, C-1000 Stainless Steel (FP)	18-19
	Yard Hydrants, E-5000 Series (Frost Proof)	28-30
	Yard Hydrants, EM-5000 Series (FP)	29
NL	Yard Hydrants, EMNL-5000 No Lead (FP)	29
NL	Yard Hydrants, ENL-5000 No Lead (FP)	29
NL	Yard Hydrants, Hide-Drant (Frost Proof)	8-11
NL	Yard Hydrants, M-2000 Thermoplastic(FP)	26-27
	Yard Hydrants, Self-Closing (Frost Proof)	36-38
	Yard Hydrants, R-6000 (Frost Proof)	22-24
NL	Yard Hydrants, RNL-6000 No Lead (FP)	23
NL	Yard Hydrants, R-6000 Stainless Steel (FP)	23

NL =NO LEAD

MERRILL MANUFACTURING TERMS & CONDITIONS OF SALE

WHEN ORDERING MATERIAL: Please use Merrill Manufacturing Company (herein after called "Merrill") order numbers, size and any other definite information necessary. Merrill reserves the right to correct clerical errors or omissions in quotations or other documents.

ACCEPTANCE OF ORDERS: All orders are subject to acceptance by Merrill's home office in Storm Lake, Iowa and to conditions stated herein. Merrill will not be bound by any terms or conditions on buyer's order which is different from or in addition to the terms and conditions of Merrill unless specifically accepted in writing by Merrill's home office. No changes or additions to current orders will be accepted if placed less than 48 hours prior to shipment. No additional items can be added to freight prepaid back orders.

PRICES AND QUOTATIONS: Orders will be invoiced at the price in effect at the time of shipment. Unless otherwise specified, prices are F.O.B. point of shipment. All prices and quotations are subject to change without notice. Items not listed in this catalog will be quoted on application.

CANCELLATION: Orders accepted by Merrill's home office in Storm Lake, Iowa are not subject to cancellation. But where cancellation is mutually agreed to, the purchaser will be billed for reasonable charges based on expenses incurred or will occur due to commitments made by Merrill for the cancelled order.

SPECIAL PRODUCTS: Products made or ordered to customer's specifications are not returnable or refundable. Requests for cancellation of such orders will not be granted if the manufacture of the product is in process, or if the material necessary to manufacture the product has been purchased when the request reaches Merrill's home office.

PRODUCT CHANGES: The right is reserved to make changes in pattern, design or materials when deemed necessary without prior notice. Products which have become obsolete by reason of design change or discontinued item for any reason, may not be returned for credit.

SHIPPING POLICY: Merrill may prepay and allow transportation charges to common carrier destinations within the continental United States or Canada, excluding Alaska and Hawaii, and pricing will be in accordance with the corresponding freight policy outlined in the Merrill discount schedule. We reserve the right to ship VIA most economical transportation means, routing of the shipment, and to select point of origin for the shipment. **Additional Freight Charges: Additional fees for residential, remote areas, or any special circumstance deliveries from the freight company will be the responsibility of the receiver of the shipment and a separate invoice will be issued upon receipt of notification of such charges. This applies to freight prepaid and allowed, and FOB pricing. The receiver of the shipment is to pay all additional fees.** If special routing or method is requested, resulting in a higher rate, the additional amount will be charged to the customer. Merrill will not be responsible for any extra charges, handling or otherwise, arising out of possible misdirected shipments to any location. If the specific error was Merrill's, only the additional freight charges involved in returning the shipment to Merrill, or the freight costs involved in forwarding the shipment to another location or company will be paid by Merrill. If the error in shipment was not specifically an error by Merrill, then no additional charges will be paid by Merrill.

A. Merrill shall not be responsible for delays resulting from strikes, accidents, negligence of carriers, or any other causes beyond our control. Merrill may, during a period of shortage due to causes beyond its control prorate the supply of its products among all of its customers in such a manner as may be deemed equitable at the sole discretion of Merrill.

SAME DAY SHIPMENT POLICY: Any orders placed after 12:00 p.m. Central Time that must be shipped out the same day will incur an additional $25.00 service charge and it must be shipped by next day air service (UPS, FedEx, etc.).

MINIMUM INVOICE: Merrill has a $50.00 minimum invoice order amount. All accounts with an order of $50.00 net or under must be shipped with credit card payment or C.O.D., or extra amount added to total $50.00 with credit account.

TAXES: Any taxes that may be imposed by law on the sale of articles made or sold by Merrill shall be added to the sale price of such articles.

TERMS OF PAYMENT: 2% 15 Days, Net 30 Days from date of invoice, and subject to approval of Merrill credit department.

TERMS & CONDITIONS OF SALE

INTEREST CHARGES: Merrill will add an 18% per annum handling charge, with a $2.00 per month minimum, added to all invoices that are 15 days past due. All orders are held from shipment when any invoice on an account becomes 15 days past due.

At 60 days from the invoice date, or 30 days past due, an account is considered severely past due and in jeopardy of being placed for collection. If an account is placed for collection:

1. All future orders will be shipped on terms of prepay cash only. (CIA)
2. The dollar amount placed will include all collection agency fees and late charges.
3. An account will not be considered for open account status until the account is current and the account has submitted an audited current financial statement and credit application.

THE BUYER AGREES THAT PAYMENT OF COLLECTION AND LEGAL FEES IN ADDITION TO ANY UNPAID INVOICE AMOUNT IS REASONABLE IN LIGHT OF THE ANTICIPATED HARM THAT WOULD BE CAUSED BY THE BUYER'S BREACH.

RETURNED GOODS: All following policies must be met—

1. A detailed list of the material to be returned must be submitted, as well as supporting data as to when purchased, dates, and invoice numbers if available. Prior approval must be received in writing from Merrill's home office in Storm Lake, Iowa before any material is to be returned.
2. Credit will be allowed only on material of our manufacture or sold by us, and must be resalable, otherwise only scrap value will be issued.
3. Authorization and shipping instructions must be obtained from Merrill before returning any product. All product being returned must be shipped with transportation charges prepaid.
4. Any material returned to our company and not proven to be a manufacturing defect or not meeting all terms or policies for returned goods will carry a 25% restocking charge.
5. All returned material is subject to our plant count and inspection, and our inspection departments determination will be final.
6. ONLY OUR ISSUED CREDIT MEMOS WILL BE HONORED. THERE SHOULD NOT BE ANY DEDUCTION MADE BY ANYONE ON THEIR PAYMENTS AGAINST THEIR ACCOUNT WITHOUT OUR CREDIT MEMO NUMBER. ANY SUCH DEDUCTION BEING MADE WILL BE DISREGARDED AND WILL REMAIN OPEN ON THE ACCOUNT.
7. Merrill will not be responsible for any material returned without written authorization or total compliance with the above terms or policies.
8. All claims must be made within 30 days from the invoice date of the product.
9. Credit for product warranty on items sold by Merrill, but not manufactured by Merrill, will be issued ONLY after Merrill has been allowed credit by the manufacturer of the product in question. In most cases this may cause some delay in credit being issued. Warranty determination is at the discretion of the original manufacturer and not Merrill. Merrill can not issue credit on products that are old, abused, or where credit is otherwise not allowed by the original manufacturer.

COMPLAINTS: Complaints, controversy, or claims arising out of or related to Merrill products should be made at once to the Merrill's home office in Storm Lake, Iowa. All reasonable efforts (as determined by Merrill) will be made by Merrill management to correct or settle the complaints, controversy, or claims between directly involved parties without third party, or legal involvement. Any complaint, controversy, or claim arising out of or related to Merrill product, this contract, or the breach thereof, not settled between Merrill and claimant, shall be settled by arbitration, administered by the American Arbitration Association in accordance with its credit account arbitration rules. The judgement on the award rendered by the arbitrator may be entered in the Iowa court having jurisdiction in the Merrill home office area thereof.

ERRORS, SHORTAGES, AND CLAIMS FOR DAMAGED OR LOST GOODS: All claims for shortages or errors must be made within 30 days from the date of invoice and **claims must be placed with the carrier or transportation company within 15 days for damaged or lost goods.** Merrill is not responsible for goods after they have been delivered in good condition to the carrier or transportation company. Merrill does not, unless under previous written agreement, insure shipments beyond the point of delivery to such carrier.

IT IS THE CUSTOMER'S RESPONSIBILITY FOR ORDERING PROPER PRODUCT
TO MEET LOCAL, STATE AND FEDERAL CODE REGULATIONS.

1/3/2019

1

MERRILL MANUFACTURING

HIDE-DRANT SERIES

No-Lead

The Removable and Sanitary Hydrant

Features/Benefits

1) Sanitary Yard Hydrant
Approved in Illinois, Indiana, Michigan, Ohio, and Wisconsin - the toughest/ most restrictive states in the U.S.
Benefit – Only reasonably priced sanitary hydrant. Also the most trouble free, no flow time required.

2) Frost Proof
When used correctly, simply turn counter-clockwise three turns to disconnect and remove stand pipe, then drain stand pipe for freezing temperatures.
Benefit – Very simple, no tools required to remove and reinstall stand pipe.

3) Stop Valve At Bottom Of Hide-Drant
Is automatically opened when stand pipe is reinstalled. Seals between stop valve and stand pipe holds water before valve is reopened. Stop valve available in PVC or stainless steel.
Benefit – Very simple, reliable stop valve. One moving part, stainless steel spring, also designed so field repairable.

4) Outlet Can Be In Any Direction
By simply pivoting outlet counter-clockwise to direction desired, approximately three revolutions needed to remove stand pipe. Do **NOT** over tighten stand pipe by forcing clockwise revolution of outlet.
Benefit – Only hydrant that allows outlet to be in any direction, no tools required – pivots by hand.

5) Non-Corrosive Construction
To insure a long operating life, stop valve available in PVC or stainless steel and other components are made of non-corrosive materials.
Benefit – Quality, non-corrosive construction for years of service.

6) Bottom Case
Has one way flapper drain to remove any spilled water in case, plus cover over drain on outside of case protects drain from backfill.
Benefit – Helps bottom case and stop valve to stay sanitary.

7) No Tools Required (After initial installation)
Hydrant riser pipe can be removed and reinstalled in seconds with only a few turns. Do not use tools.

8) Removable Riser Pipe
So you can mow right over the bottom case and improves appearance of landscape for additional applications.

9) No Lead Compliance
Models available in both yard hydrant and straight models, that are No-Lead.

10) Available In All Bury Depths From 1 Foot to 8 Foot

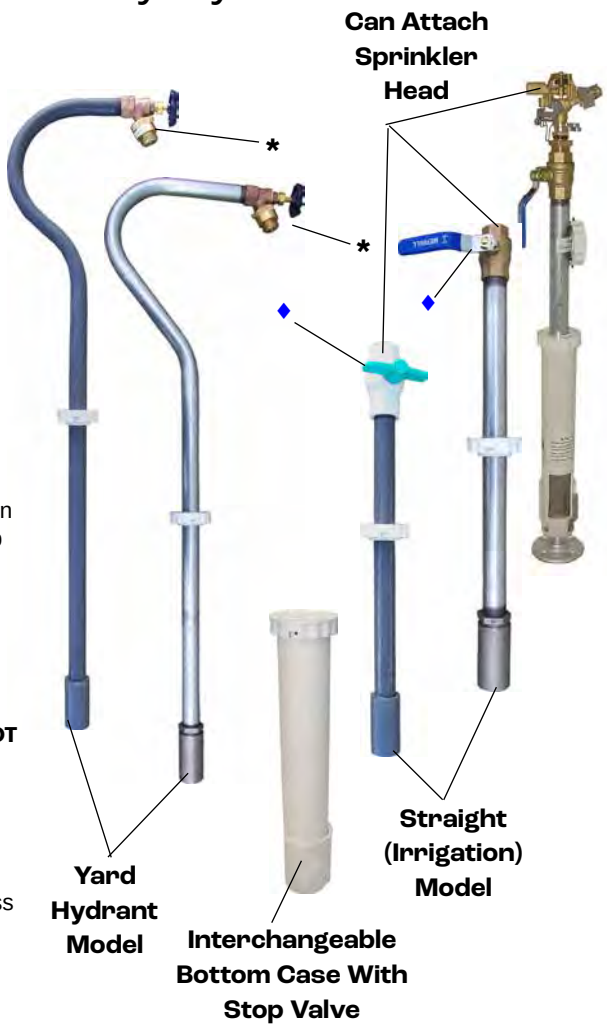

*** ASSE Approved Vacuum Breaker and Outlet Valve Included**

♦ Ball Valve Included

Approved by states that require the approval for sanitary hydrants Illinois, Indiana, Michigan, Ohio, and Wisconsin

Call Merrill for applications you may need. Custom models available.

Form No. 2110.17

No-Lead

MERRILL MANUFACTURING

HIDE-DRANT SERIES

The Removable and Sanitary Hydrant With Stainless Steel Stop Valve and Galvanized Pipe

Specifications For Stainless Steel Standard 3/4"

Inlet-3/4" Female NPT Into Stainless Steel
Outlet-3/4" No-Lead Brass Vacuum Breaker
Stand Pipe 3/4" Galvanized Pipe
Bottom Case 1-1/2" Sch. 40 PVC-Includes:
Repairable Stainless Steel Stop Valve

Flow Rate: Standard 3/4" Hide-Drant With Vacuum Breaker
Flow Rate: Standard 3/4" Hide-Drant Without Vacuum Breaker



Specifications For Interchangeable 3/4" Bottom Case Stainless Steel Stop Valve

Inlet-3/4" Female NPT Into Stainless Steel
Outlet-Repairable Stainless Steel Stop Valve
Bottom Case 1-1/2" Sch. 40 PVC-Includes:
Repairable Stainless Steel Stop Valve
Ground Level Cap Attaches To 1-1/2" PVC

Specifications For Stainless Steel Straight 3/4"

Inlet-3/4" Female NPT Into Stainless Steel
Outlet-3/4" No-Lead Brass Ball Valve
Stand Pipe 3/4" Galvanized Pipe
Bottom Case 1-1/2" Sch. 40 PVC-Includes:
Repairable Stainless Steel Stop Valve

Flow Rate: Straight 3/4" Hide-Drant With Ball Valve

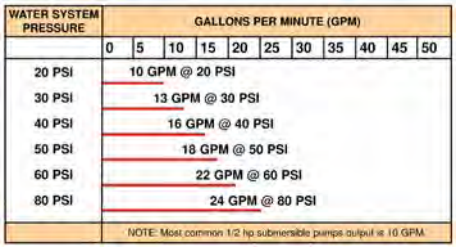

WARNING: This hydrant must have the stand pipe removed and water drained out of pipe when freezing temperatures may be present. Warranty does not cover damage due to freezing temperatures or water frozen within the product.

WARNING: This product meets Federal USA Drinking Water requirements but has not been specifically tested or approved as no-lead in the State of California.

Standard Stainless Steel/Galvanized 3/4" Hide-Drant Complete

Order No.	UPC Bar Code (Qty.1)	Inlet Bury Size x Depth	Overall Length	Approx. Wt./Lbs.
HIDESS27501	6 42367 10585 3	3/4" x 1'	40.0"	6.3
HIDESS27502	6 42367 10586 0	3/4" x 2'	52.0"	7.9
HIDESS27503	6 42367 10587 7	3/4" x 3'	64.0"	9.5
HIDESS27504	6 42367 10588 4	3/4" x 4'	76.0"	11.1
HIDESS27505	6 42367 10589 1	3/4" x 5'	88.0"	12.7
HIDESS27506	6 42367 10590 7	3/4" x 6'	100.0"	14.3
HIDESS27507	6 42367 10591 4	3/4" x 7'	112.0"	15.9
HIDESS27508	6 42367 10592 1	3/4" x 8'	124.0"	17.5

Interchangeable 3/4" Bottom Case with Stainless Steel Stop Valve

Order No.	UPC Bar Code (Qty.1)	Inlet Bury Size x Depth	Overall Length	Approx. Wt./Lbs.
HIDEBCS27501	6 42367 10593 8	3/4" x 1'	12.0"	1.4
HIDEBCS27502	6 42367 10594 5	3/4" x 2'	24.0"	1.9
HIDEBCS27503	6 42367 10595 2	3/4" x 3'	36.0"	2.4
HIDEBCS27504	6 42367 10596 9	3/4" x 4'	48.0"	2.9
HIDEBCS27505	6 42367 10597 6	3/4" x 5'	60.0"	3.4
HIDEBCS27506	6 42367 10598 3	3/4" x 6'	72.0"	3.9
HIDEBCS27507	6 42367 10599 0	3/4" x 7'	84.0"	4.4
HIDEBCS27508	6 42367 10600 3	3/4" x 8'	96.0"	4.9

Straight Stainless Steel/Galvanized 3/4" Inlet Hide-Drant Complete

Order No.	UPC Bar Code (Qty.1)	Inlet Bury Size x Depth	Overall Length	Approx. Wt./Lbs.
HIDETSS27501	6 42367 10601 0	3/4" x 1'	22.0"	4.3
HIDETSS27502	6 42367 10602 7	3/4" x 2'	34.0"	5.9
HIDETSS27503	6 42367 10603 4	3/4" x 3'	46.0"	7.5
HIDETSS27504	6 42367 10604 1	3/4" x 4'	58.0"	9.1
HIDETSS27505	6 42367 10605 8	3/4" x 5'	70.0"	10.7
HIDETSS27506	6 42367 10606 5	3/4" x 6'	82.0"	12.3
HIDETSS27507	6 42367 10607 2	3/4" x 7'	94.0"	13.9
HIDETSS27508	6 42367 10608 9	3/4" x 8'	106.0"	15.5

Standard 3/4" Hide-Drant Galvanized Stand Pipe Only

Order No.	UPC Bar Code (Qty.1)	Inlet Bury Size x Depth	Overall Length	Approx. Wt./Lbs.
HIDESPG201	6 42367 10609 6	3/4" x 1'	38.0"	4.9
HIDESPG202	6 42367 10610 2	3/4" x 2'	50.0"	6.0
HIDESPG203	6 42367 10611 9	3/4" x 3'	62.0"	7.1
HIDESPG204	6 42367 10612 6	3/4" x 4'	74.0"	8.2
HIDESPG205	6 42367 10613 3	3/4" x 5'	86.0"	9.3
HIDESPG206	6 42367 10614 0	3/4" x 6'	98.0"	10.4
HIDESPG207	6 42367 10615 7	3/4" x 7'	110.0"	11.5
HIDESPG208	6 42367 10616 4	3/4" x 8'	122.0"	12.6

Straight 3/4" Hide-Drant Galvanized Stand Pipe Only

Order No.	UPC Bar Code (Qty.1)	Inlet Bury Size x Depth	Overall Length	Approx. Wt./Lbs.
HIDESPSG201	6 42367 10649 2	3/4" x 1'	21.0"	2.9
HIDESPSG202	6 42367 10650 8	3/4" x 2'	33.0"	4.0
HIDESPSG203	6 42367 10651 5	3/4" x 3'	45.0"	5.1
HIDESPSG204	6 42367 10652 2	3/4" x 4'	57.0"	6.2
HIDESPSG205	6 42367 10653 9	3/4" x 5'	69.0"	7.3
HIDESPSG206	6 42367 10654 6	3/4" x 6'	81.0"	8.4
HIDESPSG207	6 42367 10655 3	3/4" x 7'	93.0"	9.5
HIDESPSG208	6 42367 10656 0	3/4" x 8'	105.0"	10.6

Form No. 2110.16

1

MERRILL MANUFACTURING

No-Lead

HIDE-DRANT SERIES

The Removable and Sanitary Hydrant - All PVC

Specifications For Standard 3/4"

Inlet-3/4" Female NPT Into Extra Heavy Wall PVC
Outlet-3/4" No-Lead Brass Vacuum Breaker
Stand Pipe 3/4" Sch. 80 PVC
Bottom Case 1-1/2" Sch. 40 PVC-Includes:
Repairable Stop Valve w/Stainless Steel Spring

Flow Rate: Standard 3/4" Hide-Drant With Vacuum Breaker
Flow Rate: Standard 3/4" Hide-Drant Without Vacuum Breaker



Specifications For Interchangeable All PVC 3/4" Bottom Case Only

Inlet-3/4" Female NPT Into Extra Heavy Wall PVC
Outlet-Repairable Stop Valve w/Stainless Steel Spring
Bottom Case 1-1/2" Sch. 40 PVC-Includes:
Repairable Stop Valve w/Stainless Steel Spring
Ground Level Cap Attaches To 1-1/2" PVC

Specifications For Straight 3/4"

Inlet-3/4" Female NPT Into Extra Heavy Wall PVC
Outlet-3/4" PVC Ball Valve
Stand Pipe 3/4" Sch. 80 PVC
Bottom Case 1-1/2" Sch. 40 PVC-Includes:
Repairable Stop Valve w/Stainless Steel Spring

Flow Rate: Straight 3/4" Hide-Drant With Ball Valve

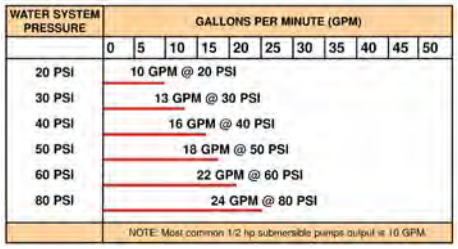

WARNING: This hydrant must have the stand pipe removed and water drained out of pipe when freezing temperatures may be present. Warranty does not cover damage due to freezing temperatures or water frozen within the product.

WARNING: This product meets Federal USA Drinking Water requirements but has not been specifically tested or approved as no-lead in the State of California.

Standard All PVC 3/4" Hide-Drant Complete

Order No.	UPC Bar Code (Qty.1)	Inlet Bury Size x Depth	Overall Length	Approx. Wt./Lbs.
HIDE27501	6 42367 10617 1	3/4" x 1'	40.0"	2.8
HIDE27502	6 42367 10618 8	3/4" x 2'	52.0"	3.5
HIDE27503	6 42367 10619 5	3/4" x 3'	64.0"	4.3
HIDE27504	6 42367 10620 1	3/4" x 4'	76.0"	5.0
HIDE27505	6 42367 10621 8	3/4" x 5'	88.0"	5.8
HIDE27506	6 42367 10622 5	3/4" x 6'	100.0"	6.5
HIDE27507	6 42367 10623 2	3/4" x 7'	112.0"	7.3
HIDE27508	6 42367 10624 9	3/4" x 8'	124.0"	8.0

Interchangeable All PVC 3/4" Bottom Case with Stop Valve

Order No.	UPC Bar Code (Qty.1)	Inlet Bury Size x Depth	Overall Length	Approx. Wt./Lbs.
HIDEBC27501	6 42367 10625 6	3/4" x 1'	12.0"	0.9
HIDEBC27502	6 42367 10626 3	3/4" x 2'	24.0"	1.4
HIDEBC27503	6 42367 10627 0	3/4" x 3'	36.0"	1.9
HIDEBC27504	6 42367 10628 7	3/4" x 4'	48.0"	2.4
HIDEBC27505	6 42367 10629 4	3/4" x 5'	60.0"	2.9
HIDEBC27506	6 42367 10630 0	3/4" x 6'	72.0"	3.4
HIDEBC27507	6 42367 10631 7	3/4" x 7'	84.0"	3.9
HIDEBC27508	6 42367 10632 4	3/4" x 8'	96.0"	4.4

Straight All PVC 3/4" Inlet Hide-Drant Complete

Order No.	UPC Bar Code (Qty.1)	Inlet Bury Size x Depth	Overall Length	Approx. Wt./Lbs.
HIDET27501	6 42367 10633 1	3/4" x 1'	22.0"	1.8
HIDET27502	6 42367 10634 8	3/4" x 2'	34.0"	2.5
HIDET27503	6 42367 10635 5	3/4" x 3'	46.0"	3.3
HIDET27504	6 42367 10636 2	3/4" x 4'	58.0"	4.0
HIDET27505	6 42367 10637 9	3/4" x 5'	70.0"	4.8
HIDET27506	6 42367 10638 6	3/4" x 6'	82.0"	5.5
HIDET27507	6 42367 10639 3	3/4" x 7'	94.0"	6.3
HIDET27508	6 42367 10640 9	3/4" x 8'	106.0"	7.0

Standard All PVC 3/4" Hide-Drant Stand Pipe Only

Order No.	UPC Bar Code (Qty.1)	Inlet Bury Size x Depth	Overall Length	Approx. Wt./Lbs.
HIDESP201	6 42367 10641 6	3/4" x 1'	38.0"	1.9
HIDESP202	6 42367 10642 3	3/4" x 2'	50.0"	2.2
HIDESP203	6 42367 10643 0	3/4" x 3'	62.0"	2.4
HIDESP204	6 42367 10644 7	3/4" x 4'	74.0"	2.7
HIDESP205	6 42367 10645 4	3/4" x 5'	86.0"	2.9
HIDESP206	6 42367 10646 1	3/4" x 6'	98.0"	3.2
HIDESP207	6 42367 10647 8	3/4" x 7'	110.0"	3.4
HIDESP208	6 42367 10648 5	3/4" x 8'	122.0"	3.7

Straight All PVC 3/4" Hide-Drant Stand Pipe Only

Order No.	UPC Bar Code (Qty.1)	Inlet Bury Size x Depth	Overall Length	Approx. Wt./Lbs.
HIDESPS201	6 42367 10657 7	3/4" x 1'	21.0"	0.9
HIDESPS202	6 42367 10155 8	3/4" x 2'	33.0"	1.2
HIDESPS203	6 42367 10659 1	3/4" x 3'	45.0"	1.4
HIDESPS204	6 42367 10660 7	3/4" x 4'	57.0"	1.7
HIDESPS205	6 42367 10661 4	3/4" x 5'	69.0"	1.9
HIDESPS206	6 42367 10662 1	3/4" x 6'	81.0"	2.2
HIDESPS207	6 42367 10663 8	3/4" x 7'	93.0"	2.4
HIDESPS208	6 42367 10664 5	3/4" x 8'	108.0"	2.7

Form No. 2110.16

No-Lead

MERRILL MANUFACTURING

1

HIDE-DRANT PARTS

The expanded line of Hide-Drant has several improvements, and has changed to 1-1/2" PVC bottom case, plus all PVC or stainless steel valve. Galvanized pipe models are now available.

Item No.	Part No.	UPC Bar Code (Qty. 1)	Part Description
2	**HIDE202**	6 42367 10744 4	Centering Collar For Pipe
3	**BBDNL75FA**	6 42367 41970 7	3/4" No-Lead Brass Outlet Valve
4	**BVBNL75M**	6 42367 41957 8	3/4" No-Lead Vacuum Breaker
5	**HIDE205**	6 42367 10745 1	Top Cap For 1-1/2" PVC
6	**PVCBV75**	6 42367 10935 6	3/4" PVC Ball Valve
7	**BBVNL75**	6 42367 41652 2	3/4" No-Lead Brass Ball Valve
8	Call For Application–Several Lengths		
9	Call For Application–Several Lengths		
10	Call For Application–Several Lengths		
11	Call For Application–Several Lengths		
12	Call For Application–Several Lengths		
13	Call For Application–Several Lengths		
14	**CBD75FA**	6 42367 10249 4	3/4" Celcon Boiler Drain (Optional) (No Lead Compliance)

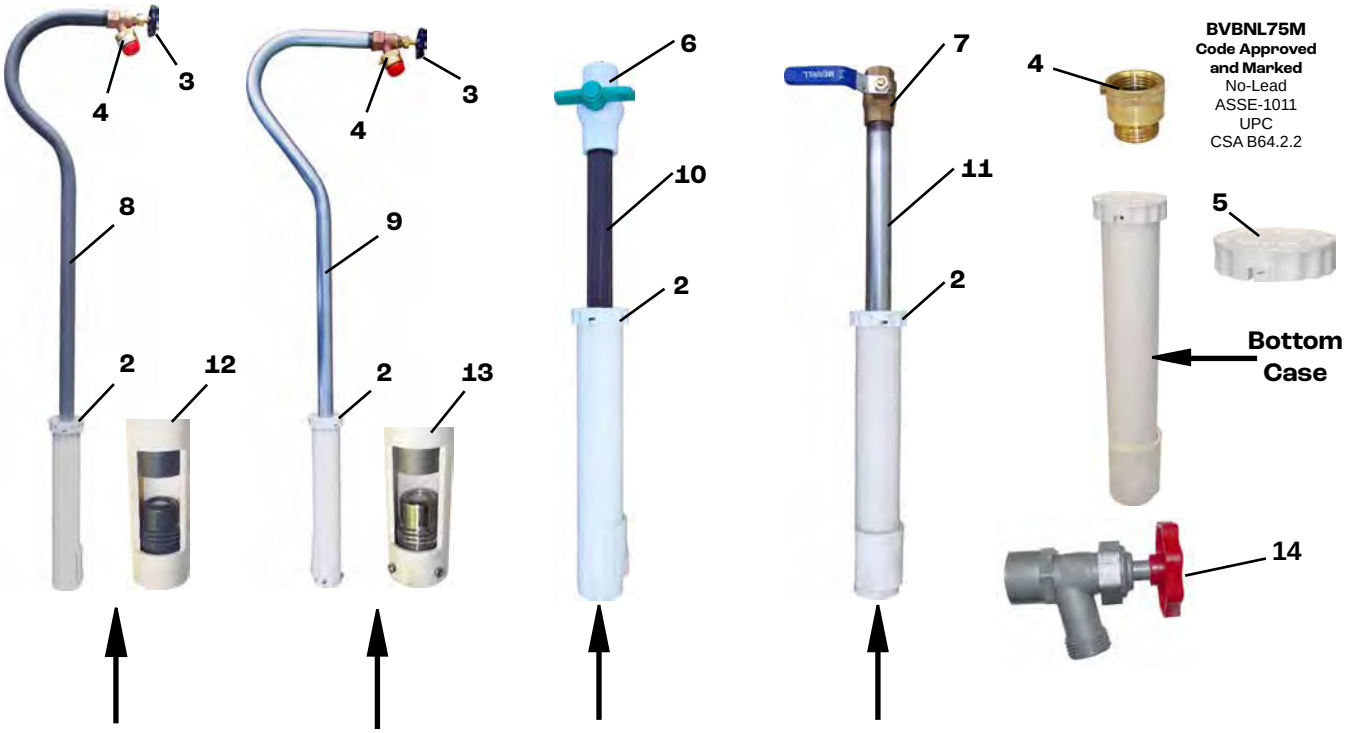

Standard PVC Model | **Standard Galvanized Pipe Model** | **Straight PVC Model** | **Straight Galvanized Model**

NGWA The Groundwater Association | waterwell trust | MERRILL MANUFACTURING | Well Water naturally better | WATER SYSTEMS COUNCIL

WARNING: This product meets Federal USA Drinking Water requirements but has not been specifically tested or approved as no-lead in the State of California.

Form No. 2110.22

1

MERRILL MANUFACTURING

NEW **All-Weather Powder-Coat Finish**

ANY FLOW® SERIES

FROST PROOF YARD HYDRANT
FEATURES/BENEFITS

The Merrill *Any Flow*® Yard Hydrant gives year 'round water service. It drains below the frostline when shut off, and features a powder coated head which enhances resistance to corrosion, UV and abrasion. The *Any Flow*® hydrant has had only a few improvements since 1949. These improvements, the exclusive features and benefits, and the time-proven basic design, is why we believe the *Any Flow*® is the best yard hydrant manufactured by anyone.

Since 1949

Any Flow® No-Lead Model
Certified to NSF/ANSI/CAN 372 Standard ALS

* **(1) ALL-WEATHER POWDER-COAT FINISH LEVER CONTROL** operates by cam principle and provides variable flow from trickle to full force.
BENEFIT: Variable flow with no lock that rusts in place.

(2) DRAW STRAPS are made of 1040 hot rolled steel which is much harder (Brinell 175/200) and stronger. Greatly reduces wear of straps and eliminates side pull on operating rod.
BENEFIT: Longest operating life.

* **(3) STAINLESS STEEL OPERATING STEM** is ground and polished and will not cut out packing and packing nut, like brass rod used by other companies.
BENEFIT: Best material for longest operating life.

(4) HEAVY-DUTY SOLID BRASS OR NO-LEAD BRASS HOSE ADAPTER threaded for standard 3/4" hose coupling.
BENEFIT: Standard hose fitting readily available.

(5) ALL-WEATHER POWDER-COAT FINISH EXTRA THICK WALLED HEAD CASTING greatly reduces breakage and ensures longer life.
BENEFIT: Time-proven heavy-duty design takes years of abuse.

* **(6) PIVOT CONNECTOR WITH TWO NUTS** provides simple positive adjustment and eliminates unreliable set screws.
BENEFIT: Adjustable for years, not like rusted in set screws.

(7) NO EXPOSED THREADS on galvanized/stainless steel rod and threads on galvanized/stainless steel pipe are coated with bitumastic to prevent rusting and prolong life of hydrant.
BENEFIT: No exposed steel to rust.

(8) EXTRA THICK WALLED VALVE BODY to ensure longer life and trouble free service.
BENEFIT: Time-proven heavy-duty design.

* **(9) SELF ADJUSTING PLUNGER** ensures even flow from trickle to full force. Closes drain at any flow rate and opens drain in off position to prevent freezing.
BENEFIT: Longest operating life available in the industry by over 200%.

* **(10) KRATON™ G CUP SEALS** provides a much longer life than leather, close tolerance uniformity, uneffected by chemicals and passed a 1 million cycle test.
BENEFIT: Longest operating seals in the industry.

(11) 3/8L BEVELED BIBB WASHER made of SBR compound with 90 Durometer hardness, assures positive shut-off and longer life than soft one piece plunger.
BENEFIT: Longer operating life than all competitors.

* **(12) STAINLESS STEEL SPRING** takes up slack of normal wear and eliminates numerous adjustments of hydrant head linkage.
BENEFIT: Automatically adjusts for years of service.

* **(13) SWIVEL PARTS** permit withdrawal of moving parts without digging up hydrant. Nothing in head assembly to disconnect or adjust when removing. Simply unscrew entire head assembly from galvanized pipe and pull up valve stem with plunger for inspection.
BENEFIT: If parts don't swivel, they could be unscrewed from rod when taking off head above ground.

***EXCLUSIVE MERRILL QUALITY FEATURES**

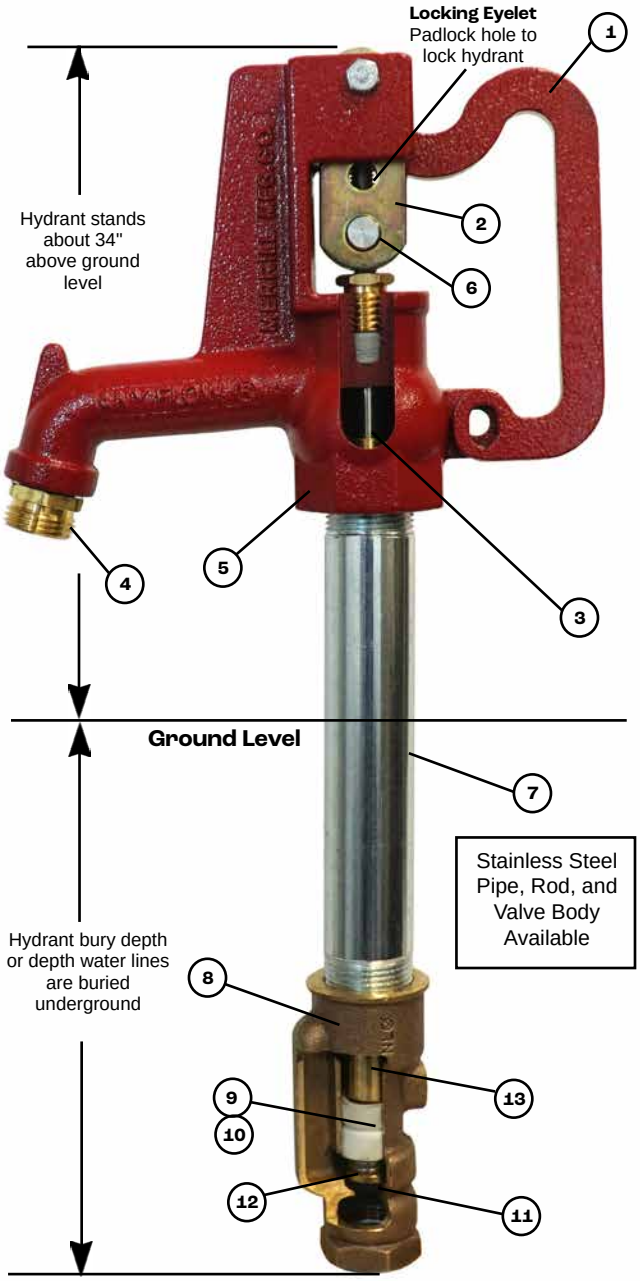

Merrill's AF7504 or 4' Bury Hydrant is about 6' - 9-1/2" long.
4' is buried and 34" is above ground.

Form No. 2003.18

No-Lead

MERRILL MANUFACTURING

Lead

ANY FLOW® SERIES

SPECIFICATIONS
Standard 3/4" ANY FLOW® (AF)

Inlet - 3/4" NPT in Heavy Casting
Outlet - 3/4" Hose Thread Adapter
Stainless Steel Operating Stem Thru Packing
Automatic Self-Adjusting Plunger
1" Galvanized Stand Pipe
7/16" Galvanized Operating Rod

STANDARD 3/4" ANY FLOW® FROST PROOF YARD HYDRANTS

Order No.	UPC Bar Code (Qty. 1)	Pipe Connection x Pipe Depth	Pipe Size	Overall Length	Approx. Wt./Lbs.
AF7501	6 42367 00738 6	3/4" x 1' Bury	1" Galv.	45.5"	13.5
AF7502	6 42367 00739 3	3/4" x 2' Bury	1" Galv.	57.5"	15.5
AF7503	6 42367 00740 9	3/4" x 3' Bury	1" Galv.	69.5"	17.5
AF7504	6 42367 00741 6	3/4" x 4' Bury	1" Galv.	81.5"	19.5
AF7505	6 42367 00742 3	3/4" x 5' Bury	1" Galv.	93.5"	21.5
AF7506	6 42367 00743 0	3/4" x 6' Bury	1" Galv.	105.5"	23.5
AF7507	6 42367 00744 7	3/4" x 7' Bury	1" Galv.	117.5"	25.5
AF7508	6 42367 00745 4	3/4" x 8' Bury	1" Galv.	129.5"	27.5
AF7510	6 42367 00746 1	3/4" x 10' Bury	1" Galv.	153.5"	31.5

SPECIFICATIONS
Stainless Steel 3/4" ANY FLOW® (AFSS)

Inlet - 3/4" NPT in Heavy Stainless Steel Casting
Outlet - 3/4" No-Lead Hose Thread Adapter
Stainless Steel Operating Stem Thru Packing
Automatic Self-Adjusting Plunger
304 Stainless Steel Valve Body
1" Stainless Steel Pipe
7/16" Stainless Steel Operating Rod

STAINLESS STEEL 3/4" ANY FLOW® FROST PROOF YARD HYDRANTS

Order No.	UPC Bar Code (Qty. 1)	Pipe Connection x Pipe Depth	Pipe Size	Overall Length	Approx. Wt./Lbs.
AFSS7501	6 42367 44251 4	3/4" x 1' Bury	1" Stainless Steel	45.5"	14.0
AFSS7502	6 42367 44012 1	3/4" x 2' Bury	1" Stainless Steel	57.5"	16.0
AFSS7503	6 42367 44013 8	3/4" x 3' Bury	1" Stainless Steel	69.5"	18.0
AFSS7504	6 42367 44014 5	3/4" x 4' Bury	1" Stainless Steel	81.5"	20.5
AFSS7505	6 42367 44252 1	3/4" x 5' Bury	1" Stainless Steel	93.5"	22.5
AFSS7506	6 42367 44160 9	3/4" x 6' Bury	1" Stainless Steel	105.5"	24.5
AFSS7507	6 42367 44202 6	3/4" x 7' Bury	1" Stainless Steel	117.5"	27.0
AFSS7508	6 42367 44203 3	3/4" x 8' Bury	1" Stainless Steel	129.5"	29.0
AFSS7510	6 42367 44253 8	3/4" x 10' Bury	1" Stainless Steel	153.5"	33.0

SPECIFICATIONS
Stainless Steel Pipe 3/4" ANY FLOW® (AFB)

Inlet - 3/4" NPT in Heavy Casting
Outlet - 3/4" Hose Thread Adapter
Stainless Steel Operating Stem Thru Packing
Automatic Self-Adjusting Plunger
1" Stainless Steel Pipe
7/16" Stainless Steel Operating Rod

STAINLESS STEEL PIPE 3/4" ANY FLOW® FROST PROOF YARD HYDRANTS

Order No.	UPC Bar Code (Qty. 1)	Pipe Connection x Pipe Depth	Pipe Size	Overall Length	Approx. Wt./Lbs.
AFB7501	6 42367 00747 8	3/4" x 1' Bury	1" Stainless Steel	45.5"	14.0
AFB7502	6 42367 00748 5	3/4" x 2' Bury	1" Stainless Steel	57.5"	16.0
AFB7503	6 42367 00749 2	3/4" x 3' Bury	1" Stainless Steel	69.5"	18.0
AFB7504	6 42367 00750 8	3/4" x 4' Bury	1" Stainless Steel	81.5"	20.5
AFB7505	6 42367 00751 5	3/4" x 5' Bury	1" Stainless Steel	93.5"	22.5
AFB7506	6 42367 00752 2	3/4" x 6' Bury	1" Stainless Steel	105.5"	24.5
AFB7507	6 42367 00753 9	3/4" x 7' Bury	1" Stainless Steel	117.5"	27.0
AFB7508	6 42367 00754 6	3/4" x 8' Bury	1" Stainless Steel	129.5"	29.0
AFB7510	6 42367 00755 3	3/4" x 10' Bury	1" Stainless Steel	153.5"	33.0

SPECIFICATIONS
NO LEAD 3/4" ANY FLOW® (AFNL)

NSF/ANSI/CAN 372 Standard
Inlet - 3/4" NPT in Heavy No-Lead Casting
Outlet - 3/4" No-Lead Hose Thread Adapter
Stainless Steel Operating Stem Thru Packing
Automatic Self-Adjusting Plunger
No-Lead Brass Valve Body
1" Galvanized Stand Pipe
7/16" Galvanized Operating Rod

NO-LEAD 3/4" ANY FLOW® FROST PROOF YARD HYDRANTS

Order No.	UPC Bar Code (Qty. 1)	Pipe Connection x Pipe Depth	Pipe Size	Overall Length	Approx. Wt./Lbs.
AFNL7501	6 42367 41806 9	3/4" x 1' Bury	1" Galv.	45.5"	13.5
AFNL75015	6 42367 42428 2	3/4" x 1-1/2' Bury	1" Galv.	51.5"	14.7
AFNL7502	6 42367 41807 6	3/4" x 2' Bury	1" Galv.	57.5"	15.5
AFNL7503	6 42367 41808 3	3/4" x 3' Bury	1" Galv.	69.5"	17.5
AFNL7504	6 42367 41809 0	3/4" x 4' Bury	1" Galv.	81.5"	19.5
AFNL7505	6 42367 41810 6	3/4" x 5' Bury	1" Galv.	93.5"	21.5
AFNL7506	6 42367 41811 3	3/4" x 6' Bury	1" Galv.	105.5"	23.5
AFNL7507	6 42367 41812 0	3/4" x 7' Bury	1" Galv.	117.5"	25.5
AFNL7508	6 42367 41813 7	3/4" x 8' Bury	1" Galv.	129.5"	27.5
AFNL7510	6 42367 41814 4	3/4" x 10' Bury	1" Galv.	153.5"	31.5

WARNING: This product can expose you to lead, which is known to the State of California to cause cancer, birth defects or other reproductive harm. (For more information go to www.p65warnings.ca.gov)

WARNING: This product meets Federal USA Drinking Water requirements but has not been specifically tested or approved as no-lead in the State of California.

Form No. 2003.22

1

⚠ Lead

MERRILL MANUFACTURING

LEAD

No-Lead

ANY FLOW® HIGH CAPACITY SERIES

SPECIFICATIONS
High Capacity 1" ANY FLOW® (AF)

Inlet - 1" NPT in Heavy Casting
Outlet - 3/4" Hose Thread Adapter
Stainless Steel Operating Stem Thru Packing
Automatic Self-Adjusting Plunger
1-1/4" Galvanized Stand Pipe
7/16" Galvanized Operating Rod

HIGH CAPACITY 1" ANY FLOW® FROST PROOF YARD HYDRANTS

Order No.	UPC Bar Code (Qty. 1)	Pipe Connection x Pipe Depth	Pipe Size	Overall Length	Approx. Wt./Lbs.
AF101	6 42367 00729 4	1" x 1' Bury	1-1/4" Galv.	45.5"	16.0
AF102	6 42367 00730 0	1" x 2' Bury	1-1/4" Galv.	57.5"	18.5
AF103	6 42367 00731 7	1" x 3' Bury	1-1/4" Galv.	69.5"	21.0
AF104	6 42367 00732 4	1" x 4' Bury	1-1/4" Galv.	81.5"	23.5
AF105	6 42367 00733 1	1" x 5' Bury	1-1/4" Galv.	93.5"	26.0
AF106	6 42367 00734 8	1" x 6' Bury	1-1/4" Galv.	105.5"	28.5
AF107	6 42367 00735 5	1" x 7' Bury	1-1/4" Galv.	117.5"	31.0
AF108	6 42367 00736 2	1" x 8' Bury	1-1/4" Galv.	129.5"	33.5
AF110	6 42367 00737 9	1" x 10' Bury	1-1/4" Galv.	153.5"	38.5

SPECIFICATIONS
High Capacity Stainless Steel 1" ANY FLOW® (AFB)

Inlet - 1" NPT in Heavy Casting
Outlet - 3/4" Hose Thread Adapter
Stainless Steel Operating Stem Thru Packing
Automatic Self-Adjusting Plunger
1-1/4" Stainless Steel Pipe
7/16" Stainless Steel Operating Rod

HIGH CAPACITY STAINLESS STEEL PIPE 1" ANY FLOW® FROST PROOF YARD HYDRANTS

Order No.	UPC Bar Code (Qty. 1)	Pipe Connection x Pipe Depth	Pipe Size	Overall Length	Approx. Wt./Lbs.
AFB101	6 42367 43486 1	1" x 1' Bury	1-1/4" Stainless Steel	45.5"	16.0
AFB102	6 42367 43487 8	1" x 2' Bury	1-1/4" Stainless Steel	57.5"	18.5
AFB103	6 42367 43488 5	1" x 3' Bury	1-1/4" Stainless Steel	69.5"	21.0
AFB104	6 42367 43489 2	1" x 4' Bury	1-1/4" Stainless Steel	81.5"	23.5
AFB105	6 42367 43490 8	1" x 5' Bury	1-1/4" Stainless Steel	93.5"	26.0
AFB106	6 42367 43491 5	1" x 6' Bury	1-1/4" Stainless Steel	105.5"	28.5
AFB107	6 42367 43492 2	1" x 7' Bury	1-1/4" Stainless Steel	117.5"	31.0
AFB108	6 42367 43493 9	1" x 8' Bury	1-1/4" Stainless Steel	129.5"	33.5
AFB110	6 42367 43494 6	1" x 10' Bury	1-1/4" Stainless Steel	153.5"	38.5

SPECIFICATIONS
No-Lead High Capacity 1" ANY FLOW® (AFNL)

Inlet - 1" NPT in Heavy No-Lead Casting
Outlet - 3/4" No-Lead Hose Thread Adapter
Stainless Steel Operating Stem Thru Packing
Automatic Self-Adjusting Plunger
No-Lead Brass Valve Body
1-1/4" Galvanized Stand Pipe
7/16" Galvanized Operating Rod

NO-LEAD HIGH CAPACITY 1" ANY FLOW® FROST PROOF YARD HYDRANTS

Order No.	UPC Bar Code (Qty. 1)	Pipe Connection x Pipe Depth	Pipe Size	Overall Length	Approx. Wt./Lbs.
AFNL101	6 42367 42071 0	1" x 1' Bury	1-1/4" Galv.	45.5"	16.0
AFNL102	6 42367 42072 7	1" x 2' Bury	1-1/4" Galv.	57.5"	18.5
AFNL103	6 42367 42073 4	1" x 3' Bury	1-1/4" Galv.	69.5"	21.0
AFNL104	6 42367 42074 1	1" x 4' Bury	1-1/4" Galv.	81.5"	23.5
AFNL105	6 42367 42070 3	1" x 5' Bury	1-1/4" Galv.	93.5"	26.0
AFNL106	6 42367 42075 8	1" x 6' Bury	1-1/4" Galv.	105.5"	28.5
AFNL107	6 42367 42076 5	1" x 7' Bury	1-1/4" Galv.	117.5"	31.0
AFNL108	6 42367 42077 2	1" x 8' Bury	1-1/4" Galv.	129.5"	33.5
AFNL110	6 42367 42078 9	1" x 10' Bury	1-1/4" Galv.	153.5"	38.5

SPECIFICATIONS - No-Lead
High Capacity Stainless Steel 1" ANY FLOW® (AFBNL)

Inlet - 1" NPT in Heavy No-Lead Casting
Outlet - 3/4" No-Lead Hose Thread Adapter
Stainless Steel Operating Stem Thru Packing
Automatic Self-Adjusting Plunger
No-Lead Brass Valve Body
1-1/4" Stainless Steel Pipe
7/16" Stainless Steel Operating Rod

NO-LEAD HIGH CAPACITY STAINLESS STEEL PIPE 1" ANY FLOW® FROST PROOF YARD HYDRANTS

Order No.	UPC Bar Code (Qty. 1)	Pipe Connection x Pipe Depth	Pipe Size	Overall Length	Approx. Wt./Lbs.
AFBNL101	6 42367 43495 3	1" x 1' Bury	1-1/4" Stainless Steel	45.5"	16.0
AFBNL102	6 42367 43496 0	1" x 2' Bury	1-1/4" Stainless Steel	57.5"	18.5
AFBNL103	6 42367 43497 7	1" x 3' Bury	1-1/4" Stainless Steel	69.5"	21.0
AFBNL104	6 42367 43498 4	1" x 4' Bury	1-1/4" Stainless Steel	81.5"	23.5
AFBNL105	6 42367 43499 1	1" x 5' Bury	1-1/4" Stainless Steel	93.5"	26.0
AFBNL106	6 42367 43500 4	1" x 6' Bury	1-1/4" Stainless Steel	105.5"	28.5
AFBNL107	6 42367 43501 1	1" x 7' Bury	1-1/4" Stainless Steel	117.5"	31.0
AFBNL108	6 42367 43502 8	1" x 8' Bury	1-1/4" Stainless Steel	129.5"	33.5
AFBNL110	6 42367 43503 5	1" x 10' Bury	1-1/4" Stainless Steel	153.5"	38.5

WARNING: This product can expose you to lead, which is known to the State of California to cause cancer, birth defects or other reproductive harm. (For more information go to www.p65warnings.ca.gov)

WARNING: This product meets Federal USA Drinking Water requirements but has not been specifically tested or approved as no-lead in the State of California.

Any Flow® Hydrant

Stainless Steel Any Flow® Hydrant

High Capacity Any Flow® Hydrant

Form No. 2003.24

No-Lead ❖ CA. Certified

MERRILL MANUFACTURING

Lead

ANY FLOW® PARTS

PARTS KIT "AF"

Qty.	Part No.
1 Pr.	G-20
1	G-25
1	G-30
1	G-35
1	G-115
1	OR110

ORDER NO. PKAF
UPC Bar Code (Qty. 1)
6 42367 02213 6

PARTS KIT HIGH CAPACITY MODEL

Qty.	Part No.
1 Pr.	G-20
1	G-25
1	G-30
1	G-35
1	G-116
1	OR110

ORDER NO. PKA1F
UPC Bar Code (Qty. 1)
6 42367 41865 6

PARTS KIT "A"

Qty.	Part No.
2	G-6
4 Pr.	G-20
1	G-25
3	G-30
4	G-35
4	G-45
3	G-50
8	G-85
6 Pr.	G-105
2	G-115
4	OR110

ORDER NO. PKA
UPC Bar Code (Qty. 1)
6 42367 02212 9

Any Flow® 3/4" Flow Rates

WATER SYSTEM PRESSURE	GALLONS PER MINUTE (GPM)										
	0	5	10	15	20	25	30	35	40	45	50
20 PSI	18 GPM @ 20 PSI										
30 PSI	21 GPM @ 30 PSI										
40 PSI	24 GPM @ 40 PSI										
60 PSI	30 GPM @ 60 PSI										
80 PSI	34 GPM @ 80 PSI										
100 PSI	40 GPM @ 100 PSI										

NOTE: Most common 1/2 hp submersible pumps output is 10GPM.

Any Flow® 1" Flow Rates

WATER SYSTEM PRESSURE	GALLONS PER MINUTE (GPM)											
	0	5	10	15	20	25	30	35	40	45	50	55
10 PSI	15 GPM @ 10 PSI											
20 PSI	20 GPM @ 20 PSI											
30 PSI	26 GPM @ 30 PSI											
40 PSI	32 GPM @ 40 PSI											
60 PSI	40 GPM @ 60 PSI											
80 PSI	46 GPM @ 80 PSI											
100 PSI	54 GPM @ 100 PSI											

NOTE: Most common 1/2 hp submersible pumps output is 10GPM.

Hydrants Available with Optional No-Lead Vacuum Breakers

❖ **BVBADNL75** 3/4" Hose
No-Lead Brass Finish
AUTOMATIC DRAIN - No-Lead

BVBNL75M 3/4" Hose
No-Lead Brass Finish
MANUAL DRAIN - No-Lead

BVBADNL75
Code Approved and Marked
No-Lead
NSF
ASSE-1011
UPC
CSA B64.2.2

BVBADNL75

BVBNL75M
Code Approved and Marked
No-Lead
ASSE-1011
UPC
CSA B64.2.2

BVBNL75M

1) Any Flow® Yard Hydrants are packaged 12 per master bundle.

2) Hydrants available with optional No-Lead Bronze or Stainless Steel Hydrant Ells or Tees. Include number (i.e. **RBHENL1000**) after Order No.

❖ **RBHENL75** No-Lead 3/4" NPT x 3/4" Plastic Pipe Elbow
❖ **RBHENL100** No-Lead 3/4" NPT x 1" Plastic Pipe Elbow
❖ **RBHENL1000** No-Lead 1" NPT x 1" Plastic Pipe Elbow

❖ **SSHE75** Stainless Steel 3/4" NPT x 3/4" Plastic Pipe Elbow
❖ **SSHE100** Stainless Steel 3/4" NPT x 1" Plastic Pipe Elbow

❖ **RBHTNL75** No-Lead 3/4" NPT x 3/4" Plastic Pipe Tee
❖ **RBHTNL7510** No-Lead 3/4" NPT x 1" Plastic Pipe Tee
❖ **RBHTNL1000** No-Lead 1" NPT x 1" Plastic Pipe Tee

❖ **SSHT75** Stainless Steel 3/4" NPT x 3/4" Plastic Pipe Tee
❖ **SSHT7510** Stainless Steel 3/4" NPT x 1" Plastic Pipe Tee

WARNING: This product can expose you to lead, which is known to the State of California to cause cancer, birth defects or other reproductive harm. (For more information go to www.p65warnings.ca.gov)

WARNING: This product meets Federal USA Drinking Water requirements but has not been specifically tested or approved as no-lead in the State of California.

1

⚠ Lead

MERRILL MANUFACTURING

No-Lead

❖ CA. Certified

ANY FLOW® PARTS

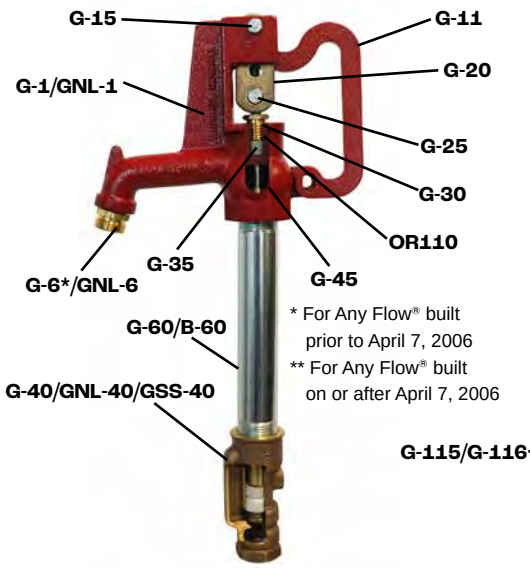

* For Any Flow® built prior to April 7, 2006

** For Any Flow® built on or after April 7, 2006

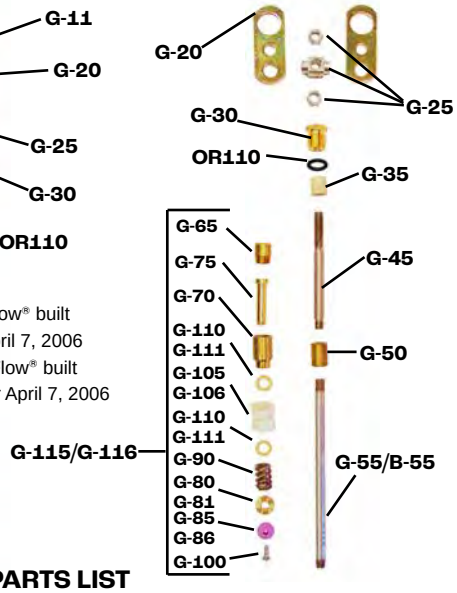



ANY FLOW® 3/4" SIZE PARTS LIST

	Order No.	UPC Bar Code (Qty. 1)	Part Description
⚠	G-1	6 42367 01493 3	Head Casting (Includes G-6 & G-35)
LEAD	GNL-1	6 42367 42432 9	No-Lead Head Casting (Includes GNL-6 & G-35)
⚠	G-6	6 42367 01543 5	Hose Thread Adapter
LEAD	GNL-6	6 42367 41048 3	No-Lead Hose Thread Adapter
LEAD	G-11	6 42367 09313 6	Lever Casting
LEAD	G-15	6 42367 01506 0	Lever Bolt & Nut
LEAD	G-20	6 42367 01514 5	Draw Straps (per pair)
LEAD	G-25	6 42367 01515 2	Pivot Connector & Nuts
LEAD	G-30	6 42367 01522 0	Packing Nut
LEAD	OR110	6 42367 09120 0	O-Ring
LEAD	G-35	6 42367 01523 7	Valve Stem Packing
⚠	G-40	6 42367 01524 4	Valve Body
❖	GNL-40	6 42367 41675 1	No-Lead Valve Body
LEAD	GSS-40	6 42367 43695 7	No-Lead Stainless Steel Valve Body
LEAD	G-45	6 42367 01531 2	Stainless Steel Stem
⚠	G-50	6 42367 01533 6	Rod Reducer
⚠	G-55		7/16" Galvanized Operating Rod
LEAD	B-55		7/16" Stainless Steel Operating Rod
LEAD	G-60		1" Galvanized Pipe
LEAD	B-60		1" Stainless Steel Pipe
⚠	G-65	6 42367 01563 3	Plunger Bushing
⚠	G-70	6 42367 01564 0	Plunger Body
⚠	G-75	6 42367 01565 7	Plunger Bolt
⚠	G-80	6 42367 01576 3	Threaded Washer
⚠	G-85	6 42367 01578 7	3/8L Beveled Bibb Washer
LEAD	G-90	6 42367 01580 0	Stainless Steel Spring
LEAD	G-100	6 42367 01495 7	Retainer Screw
LEAD	G-105	6 42367 01496 4	Cup Leathers (per pair)
⚠	G-110	6 42367 01500 8	Plunger Washer (per pair)
⚠	G-115	6 42367 01502 2	Plunger Assembly - Parts No. G-65, 70, 75, 80, 85, 90, 100, 105, 110
⚠	G-120	6 42367 01504 6	Head Assembly - Parts No. G-1, 6, 11, 15, 20, 25, 30, 35, 45, 50, OR110
LEAD	GNL-120	6 42367 42433 6	No-Lead Head Assembly - Parts No. GNL-1, GNL-6, G-11, 15, 20, 25, 30, 35, 45, 50, OR110
LEAD	A-250	6 42367 07720 4	Container of Silicone Lube

WARNING: This product can expose you to lead, which is known to the State of California to cause cancer, birth defects or other reproductive harm. (For more information go to www.p65warnings.ca.gov)

ANY FLOW® 1" SIZE PARTS LIST

	Order No.	UPC Bar Code (Qty. 1)	Part Description
⚠	G-2	6 42367 01513 8	Head Casting (Includes G-7 & G-35)
LEAD	GNL-2	6 42367 42434 3	No-Lead Head Casting (Includes GNL-7 & G-35)
⚠	G-7	6 42367 10992 9	Hose Thread Adapter**
LEAD	GNL-7	6 42367 41985 1	No-Lead Thread Adapter
LEAD	G-11	6 42367 09313 6	Lever Casting
LEAD	G-15	6 42367 01506 0	Lever Bolt & Nut
LEAD	G-20	6 42367 01514 5	Draw Straps (per pair)
LEAD	G-25	6 42367 01515 2	Pivot Connector & Nuts
LEAD	G-30	6 42367 01522 0	Packing Nut
LEAD	OR110	6 42367 09120 0	O-Ring
LEAD	G-35	6 42367 01523 7	Valve Stem Packing
⚠	G-41	6 42367 01527 5	Valve Body
❖	GNL-41	6 42367 42079 6	No-Lead Valve Body
LEAD	G-45	6 42367 01531 2	Stainless Steel Stem
⚠	G-50	6 42367 01533 6	Rod Reducer
⚠	G-55		7/16" Galvanized Operating Rod
LEAD	B-55		7/16" Stainless Steel Operating Rod
LEAD	G-61		1-1/4" Galvanzied Pipe
LEAD	B-61		1-1/4" Stainless Steel Pipe
⚠	G-65	6 42367 01563 3	Plunger Bushing
⚠	G-70	6 42367 01564 0	Plunger Body
⚠	G-75	6 42367 01565 7	Plunger Bolt
⚠	G-81	6 42367 01577 0	Threaded Washer
⚠	G-86	6 42367 01579 4	3/4 Beveled Bibb Washer
LEAD	G-90	6 42367 01580 0	Stainless Steel Spring
LEAD	G-100	6 42367 01495 7	Retainer Screw
LEAD	G-106	6 42367 01498 8	Cup Leathers (per pair)
⚠	G-111	6 42367 01501 5	Plunger Washer (per pair)
⚠	G-116	6 42367 01503 9	Plunger Assembly - Parts No. G-65, 70, 75, 81, 86, 90, 100, 106, 111
⚠	G-121	6 42367 01505 3	Head Assembly - Parts No. G-2, 6, 11, 15, 20, 25, 30, 35, 45, 50, OR110
LEAD	GNL-121	6 42367 42435 0	No-Lead Head Assembly - Parts No. GNL-2, GNL-7, G-11, 15, 20, 25, 30, 35, 45, 50, OR110
LEAD	A-250	6 42367 07720 4	Container of Silicone Lube

WARNING: This product meets Federal USA Drinking Water requirements but has not been specifically tested or approved as no-lead in the State of California.

NEW **All-Weather Powder-Coat Finish**

MERRILL MANUFACTURING

C-1000 SERIES

FROST PROOF YARD HYDRANT
FEATURES/BENEFITS

*(1) **ALL-WEATHER POWDER-COAT FINISH LEVER CONTROL** operates by cam principle and pulls straight up on operating rod. Provides variable flow from trickle to full flow without lock to hold lever.
BENEFIT: Variable flow with no lock that rusts in place.

(2) **DRAW STRAPS** are made of 1040 hot rolled steel which is much harder (Brinell 175/200) and stronger. Greatly reduces wear of straps and eliminates side pull on operating rod.
BENEFIT: Longest operating life.

*(3) **STAINLESS STEEL OPERATING STEM** is ground and polished and will not cut out packing and packing nut, like brass rod used by other companies.
BENEFIT: Best material for operating life.

(4) **HEAVY-DUTY SOLID BRASS OR NO-LEAD BRASS HOSE ADAPTER** threaded for standard 3/4" hose coupling.
BENEFIT: Standard hose fitting readily available.

(5) **ALL-WEATHER POWDER-COAT FINISH HEAVY CAST IRON HEAD** with the same design Merrill has used for over seventy-five years.
BENEFIT: Time-proven design takes years of abuse.

*(6) **PIVOT CONNECTOR WITH TWO NUTS** provides simple positive adjustment and eliminates unreliable set screws used by other companies.
BENEFIT: Adjustable for years, not like rusting set screw.

(7) **NO-LEAD GALVANIZED PIPE OR STAINLESS STEEL PIPE** coated with asphalt paint to prevent rusting at the valve body end.
BENEFIT: No exposed steel on pipe to rust.

(8) **ONE PIECE PLUNGER** uses double seal design to assure positive shut-off even when foreign particles are present. Plunger positively opens drain to prevent freezing, and positively closes even at slow flow rates.
BENEFIT: Economical design that still closes drain hole.

*(9) **LONG LIFE PLUNGER** is molded with ethylene propylene material that is self-lubricating and will not bond to brass or no-lead brass valve body like rubber plunger used by other companies.
BENEFIT: Longest operating life in one piece design.

(10) **DOUBLE BYPASS VALVE BODY** provides a large volume of water and the time-proven design used for over seventy-five years. (High Capacity - 1" Inlet)
BENEFIT: High water flow with economical design.

(11) **LOCKING EYE** on head and lever allows hydrant to be padlocked shut when not in use.
BENEFIT: Protects from wasting of water.

*(12) **SWIVEL PARTS** permit withdrawal of moving parts without digging up hydrant. Nothing in head assembly to disconnect or adjust when removing, simply unscrew entire head assembly from galvanized or stainless steel pipe and pull up valve stem with plunger for inspection.
BENEFIT: Very simple repair easily done at ground level.

***EXCLUSIVE MERRILL QUALITY FEATURES**

Hydrant Ells-Tees (Optional)

Since 1982

C-1000 No-Lead Model
Certified to NSF/ANSI/CAN 372 Standard

ALS

Merrill C-1000 Series Yard Hydrant
Gives year 'round Water Service,
Drains Below Frost Line When Shut Off, and features a Powder Coated Head which enhances resistance to corrosion, UV and abrasion.

The Merrill C-1000 Series, the most popular and yet competitive line of yard hydrants, has incorporated time-proven materials and the small detail improvements discovered over the last 75+ Years.

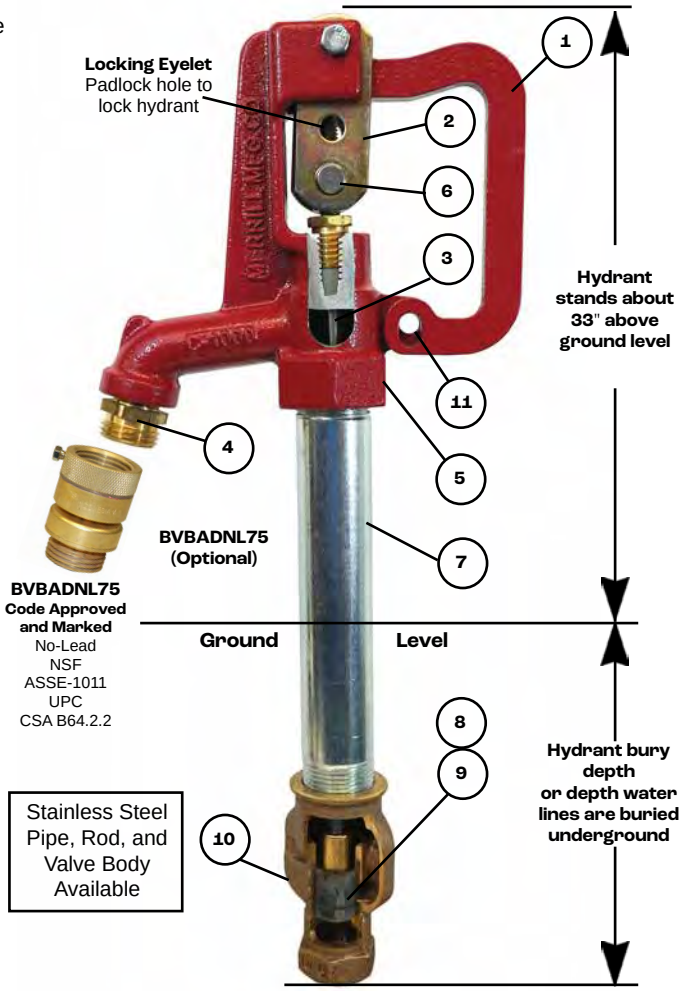

Merrill's C7504 or 4' Bury Hydrant is about 6' 8-1/2" long, 4' is buried and 33" above ground.

Form No. 2004.23

1

Lead

MERRILL MANUFACTURING

No-Lead

C-1000 SERIES

SPECIFICATIONS Standard 3/4" C-1000 (C)

Inlet - 3/4" NPT in Heavy Casting
Outlet - 3/4" Hose Thread Adapter
Stainless Steel Operating Stem Thru Packing
Self-Lubricating Plunger
1" Galvanized Stand Pipe
3/8" Operating Rod

STANDARD 3/4" C-1000 FROST PROOF YARD HYDRANTS

Order No.	UPC Bar Code (Qty. 1)	Pipe Connection x Pipe Depth	Pipe Size	Overall Length	Approx. Wt./Lbs.
C7501	6 42367 00988 5	3/4" x 1' Bury	1" Galvanized	44.5"	11.0
C75015	6 42367 00989 2	3/4" x 1-1/2' Bury	1" Galvanized	50.5"	12.0
C7502	6 42367 00991 5	3/4" x 2' Bury	1" Galvanized	56.5"	13.0
C7503	6 42367 00993 9	3/4" x 3' Bury	1" Galvanized	68.5"	15.0
C7504	6 42367 00995 3	3/4" x 4' Bury	1" Galvanized	80.5"	17.0
C7505	6 42367 00997 7	3/4" x 5' Bury	1" Galvanized	92.5"	19.0
C7506	6 42367 00998 4	3/4" x 6' Bury	1" Galvanized	104.5"	21.0
C7507	6 42367 00999 1	3/4" x 7' Bury	1" Galvanized	116.5"	23.0
C7508	6 42367 01000 3	3/4" x 8' Bury	1" Galvanized	128.5"	25.0
C7510	6 42367 01001 0	3/4" x 10' Bury	1" Galvanized	152.5"	29.0

SPECIFICATIONS Stainless Steel 3/4" CSS-1000 (CSS)

Inlet - 3/4" NPT in Stainless Steel Casting
Outlet - 3/4" No-Lead Hose Thread Adapter
Stainless Steel Operating Stem Thru Packing
Self-Lubricating Plunger
304 Stainless Steel Valve Body
1" Stainless Steel Stand Pipe
3/8" Stainless Steel Operating Rod

STAINLESS STEEL 3/4" CSS-1000 FROST PROOF YARD HYDRANTS

Order No.	UPC Bar Code (Qty. 1)	Pipe Connection x Pipe Depth	Pipe Size	Overall Length	Approx. Wt./Lbs.
CSS7501	6 42367 44258 3	3/4" x 1' Bury	1" Stainless Steel	44.5"	12.0
CSS75015	6 42367 44259 0	3/4" x 1-1/2' Bury	1" Stainless Steel	50.5"	13.1
CSS7502	6 42367 44260 6	3/4" x 2' Bury	1" Stainless Steel	56.5"	14.3
CSS7503	6 42367 44261 3	3/4" x 3' Bury	1" Stainless Steel	68.5"	16.7
CSS7504	6 42367 44262 0	3/4" x 4' Bury	1" Stainless Steel	80.5"	19.0
CSS7505	6 42367 44263 7	3/4" x 5' Bury	1" Stainless Steel	92.5"	21.3
CSS7506	6 42367 44264 4	3/4" x 6' Bury	1" Stainless Steel	104.5"	23.7
CSS7507	6 42367 44265 1	3/4" x 7' Bury	1" Stainless Steel	116.5"	26.0
CSS7508	6 42367 44266 8	3/4" x 8' Bury	1" Stainless Steel	128.5"	28.3
CSS7510	6 42367 44267 5	3/4" x 10' Bury	1" Stainless Steel	152.5"	33.0

SPECIFICATIONS NO LEAD 3/4" CNL-1000 (CNL)

ALS

NSF/ANSI/CAN 372 Standard
Inlet - 3/4" NPT in Heavy No-Lead Casting
Outlet - 3/4" No-Lead Hose Thread Adapter
Stainless Steel Operating Stem Thru Packing
Self-Lubricating Plunger
No-Lead Brass Valve Body
1" Galvanized Stand Pipe
3/8" Operating Rod

NO-LEAD 3/4" CNL-1000 FROST PROOF YARD HYDRANTS

Order No.	UPC Bar Code (Qty. 1)	Pipe Connection x Pipe Depth	Pipe Size	Overall Length	Approx. Wt./Lbs.
CNL7501	6 42367 10872 4	3/4" x 1' Bury	1" Galvanized	44.5"	11.0
CNL75015	6 42367 10903 5	3/4" x 1-1/2' Bury	1" Galvanized	50.5"	12.0
CNL7502	6 42367 10873 1	3/4" x 2' Bury	1" Galvanized	56.5"	13.0
CNL7503	6 42367 10874 8	3/4" x 3' Bury	1" Galvanized	68.5"	15.0
CNL7504	6 42367 10875 5	3/4" x 4' Bury	1" Galvanized	80.5"	17.0
CNL7505	6 42367 10881 6	3/4" x 5' Bury	1" Galvanized	92.5"	19.0
CNL7506	6 42367 10882 3	3/4" x 6' Bury	1" Galvanized	104.5"	21.0
CNL7507	6 42367 10883 0	3/4" x 7' Bury	1" Galvanized	116.5"	23.0
CNL7508	6 42367 10904 2	3/4" x 8' Bury	1" Galvanized	128.5"	25.0
CNL7510	6 42367 10905 9	3/4" x 10' Bury	1" Galvanized	152.5"	29.0

C-1000 3/4" Flow Rates

WATER SYSTEM PRESSURE	GALLONS PER MINUTE (GPM)										
	0	5	10	15	20	25	30	35	40	45	50
20 PSI	18 GPM @ 20 PSI										
30 PSI	23 GPM @ 30 PSI										
40 PSI	27 GPM @ 40 PSI										
60 PSI	32 GPM @ 60 PSI										
80 PSI	37 GPM @ 80 PSI										
100 PSI	42 GPM @ 100 PSI										

NOTE: Most common 1/2 hp submersible pumps output is 10GPM.

C-1000 Standard

WARNING: This product can expose you to lead, which is known to the State of California to cause cancer, birth defects or other reproductive harm. (For more information go to www.p65warnings.ca.gov)

WARNING: This product meets Federal USA Drinking Water requirements but has not been specifically tested or approved as no-lead in the State of California.

No-Lead

Lead

C-1000 HIGH CAPACITY SERIES

SPECIFICATIONS
High Capacity 1" C-1000 (C)

Inlet - 1" NPT in Heavy Casting
Outlet - 3/4" Hose Thread Adapter
Stainless Steel Operating Stem Thru Packing
Self-Lubricating Plunger
1" Galvanized Stand Pipe
3/8" Operating Rod

HIGH CAPACITY 1" INLET C-1000 FROST PROOF YARD HYDRANTS

Order No.	UPC Bar Code (Qty. 1)	Pipe Connection x Pipe Depth	Pipe Size	Overall Length	Approx. Wt./Lbs.
C101	6 42367 11310 0	1" x 1' Bury	1" Galvanized	44.5"	11.0
C1015	6 42367 11311 7	1" x 1-1/2' Bury	1" Galvanized	50.5"	12.0
C102	6 42367 11312 4	1" x 2' Bury	1" Galvanized	56.5"	13.0
C103	6 42367 11313 1	1" x 3' Bury	1" Galvanized	68.5"	15.0
C104	6 42367 11314 8	1" x 4' Bury	1" Galvanized	80.5"	17.0
C105	6 42367 11315 5	1" x 5' Bury	1" Galvanized	92.5"	19.0
C106	6 42367 11316 2	1" x 6' Bury	1" Galvanized	104.5"	21.0
C107	6 42367 11317 9	1" x 7' Bury	1" Galvanized	116.5"	23.0
C108	6 42367 11318 6	1" x 8' Bury	1" Galvanized	128.5"	25.0
C110	6 42367 11319 3	1" x 10' Bury	1" Galvanized	152.5"	29.0

SPECIFICATIONS
High Capacity Stainless Steel 1" CSS-1000 (CSS)

Inlet - 1" NPT in Stainless Steel Casting
Outlet - 3/4" No-Lead Hose Thread Adapter
Stainless Steel Operating Stem Thru Packing
Self-Lubricating Plunger
304 Stainless Steel Valve Body
1" Stainless Steel Stand Pipe
3/8" Stainless Steel Operating Rod

HIGH CAPACITY STAINLESS STEEL 1" INLET CSS-1000 FROST PROOF YARD HYDRANTS

Order No.	UPC Bar Code (Qty. 1)	Pipe Connection x Pipe Depth	Pipe Size	Overall Length	Approx. Wt./Lbs.
CSS101	6 42367 44268 2	1" x 1' Bury	1" Stainless Steel	44.5"	12.0
CSS102	6 42367 44269 9	1" x 2' Bury	1" Stainless Steel	56.5"	14.3
CSS103	6 42367 44270 5	1" x 3' Bury	1" Stainless Steel	68.5"	16.7
CSS104	6 42367 44271 2	1" x 4' Bury	1" Stainless Steel	80.5"	19.0
CSS105	6 42367 44272 9	1" x 5' Bury	1" Stainless Steel	92.5"	21.3
CSS106	6 42367 44273 6	1" x 6' Bury	1" Stainless Steel	104.5"	23.7
CSS107	6 42367 44274 3	1" x 7' Bury	1" Stainless Steel	116.5"	26.0
CSS108	6 42367 44275 0	1" x 8' Bury	1" Stainless Steel	128.5"	28.3
CSS110	6 42367 44276 7	1" x 10' Bury	1" Stainless Steel	152.5"	33.0

SPECIFICATIONS
No Lead High Capacity 1" CNL-1000 (CNL)

Inlet - 1" NPT in Heavy No-Lead Casting
Outlet - 3/4" No-Lead Hose Thread Adapter
Stainless Steel Operating Stem Thru Packing
Self-Lubricating Plunger
No-Lead Brass Valve Body
1" Galvanized Stand Pipe
3/8" Operating Rod

NO-LEAD HIGH CAPACITY 1" INLET CNL-1000 FROST PROOF YARD HYDRANTS

Order No.	UPC Bar Code (Qty. 1)	Pipe Connection x Pipe Depth	Pipe Size	Overall Length	Approx. Wt./Lbs.
CNL101	6 42367 42111 3	1" x 1' Bury	1" Galvanized	44.5"	11.0
CNL1015	6 42367 42112 0	1" x 1-1/2' Bury	1" Galvanized	50.5"	12.0
CNL102	6 42367 42043 7	1" x 2' Bury	1" Galvanized	56.5"	13.0
CNL103	6 42367 42042 0	1" x 3' Bury	1" Galvanized	68.5"	15.0
CNL104	6 42367 42044 4	1" x 4' Bury	1" Galvanized	80.5"	17.0
CNL105	6 42367 42045 1	1" x 5' Bury	1" Galvanized	92.5"	19.0
CNL106	6 42367 42113 7	1" x 6' Bury	1" Galvanized	104.5"	21.0
CNL107	6 42367 42114 4	1" x 7' Bury	1" Galvanized	116.5"	23.0
CNL108	6 42367 42115 1	1" x 8' Bury	1" Galvanized	128.5"	25.0
CNL110	6 42367 42116 8	1" x 10' Bury	1" Galvanized	152.5"	29.0

C-1000 1" Flow Rates

WATER SYSTEM PRESSURE	GALLONS PER MINUTE (GPM)
	0 5 10 15 20 25 30 35 40 45 50 55
10 PSI	12 GPM @ 10 PSI
20 PSI	18 GPM @ 20 PSI
30 PSI	24 GPM @ 30 PSI
40 PSI	30 GPM @ 40 PSI
60 PSI	38 GPM @ 60 PSI
80 PSI	45 GPM @ 80 PSI
100 PSI	51 GPM @ 100 PSI

NOTE: Most common 1/2 hp submersible pumps output is 10GPM.

C-1000 High Capacity

WARNING: This product can expose you to lead, which is known to the State of California to cause cancer, birth defects or other reproductive harm. (For more information go to www.p65warnings.ca.gov)

WARNING: This product meets Federal USA Drinking Water requirements but has not been specifically tested or approved as no-lead in the State of California.

Form No. 2004.21

1

MERRILL MANUFACTURING

No-Lead ❖ CA. Certified

C-1000 PARTS

PARTS KIT "CP" CONTAINS

Qty.	Part No.	Description
1	G-35	Valve Stem Packing
1	A-115	Plunger
1	A-250	Silicone Lube
1	OR110	O-Ring

ORDER NO. PKCP
UPC Bar Code (Qty. 1)
6 42367 06513 3

PARTS KIT "CF" CONTAINS

Qty.	Part No.	Description
1 Pr.	G-20	Draw Straps
1	G-25	Pivot Connector & Nuts
1	G-30	Packing Nut
1	G-35	Valve Stem Packing
1	A-115	Plunger
1	OR110	O-Ring

ORDER NO. PKCF
UPC Bar Code (Qty. 1)
6 42367 02216 7

PARTS KIT "C" CONTAINS

Qty.	Part No.	Description
3 Pr.	G-20	Draw Straps
2	G-25	Pivot Connector & Nuts
3	G-30	Packing Nut
3	G-35	Valve Stem Packing
1	G-45	Stainless Steel Rod
3	P-50	Rod Connector
3	A-115	Plunger
3	OR110	O-Ring

ORDER NO. PKC
UPC Bar Code (Qty. 1)
6 42367 02215 0

Hydrants Available with Optional No-Lead Vacuum Breakers

❖**BVBADNL75** 3/4" Hose
No-Lead Brass Finish
AUTOMATIC DRAIN - No-Lead

BVBNL75M 3/4" Hose
No-Lead Brass Finish
MANUAL DRAIN - No-Lead

BVBADNL75
Code Approved and Marked
No-Lead
NSF
ASSE-1011
UPC
CSA B64.2.2

BVBADNL75

BVBNL75M
Code Approved and Marked
No-Lead
ASSE-1011
UPC
CSA B64.2.2

BVBNL75M

1) C-1000 Yard Hydrants are packaged 12 per master bundle or 4 per box.

2) Hydrants available with optional No-Lead Bronze or Stainless Steel Hydrant Ells or Tees. Include number (i.e. **RBHENL1000**) after Order No.

❖**RBHENL75** No-Lead 3/4" NPT x 3/4" Plastic Pipe Elbow
❖**RBHENL100** No-Lead 3/4" NPT x 1" Plastic Pipe Elbow
❖**RBHENL1000** No-Lead 1" NPT x 1" Plastic Pipe Elbow

❖**SSHE75** Stainless Steel 3/4" NPT x 3/4" Plastic Pipe Elbow
❖**SSHE100** Stainless Steel 3/4" NPT x 1" Plastic Pipe Elbow

❖**RBHTNL75** No-Lead 3/4" NPT x 3/4" Plastic Pipe Tee
❖**RBHTNL7510** No-Lead 3/4" NPT x 1" Plastic Pipe Tee
❖**RBHTNL1000** No-Lead 1" NPT x 1" Plastic Pipe Tee

❖**SSHT75** Stainless Steel 3/4" NPT x 3/4" Plastic Pipe Tee
❖**SSHT7510** Stainless Steel 3/4" NPT x 1" Plastic Pipe Tee

WARNING: This product meets Federal USA Drinking Water requirements but has not been specifically tested or approved as no-lead in the State of California.

No-Lead ❖ CA. Certified

MERRILL MANUFACTURING

⚠ Lead

C-1000 PARTS

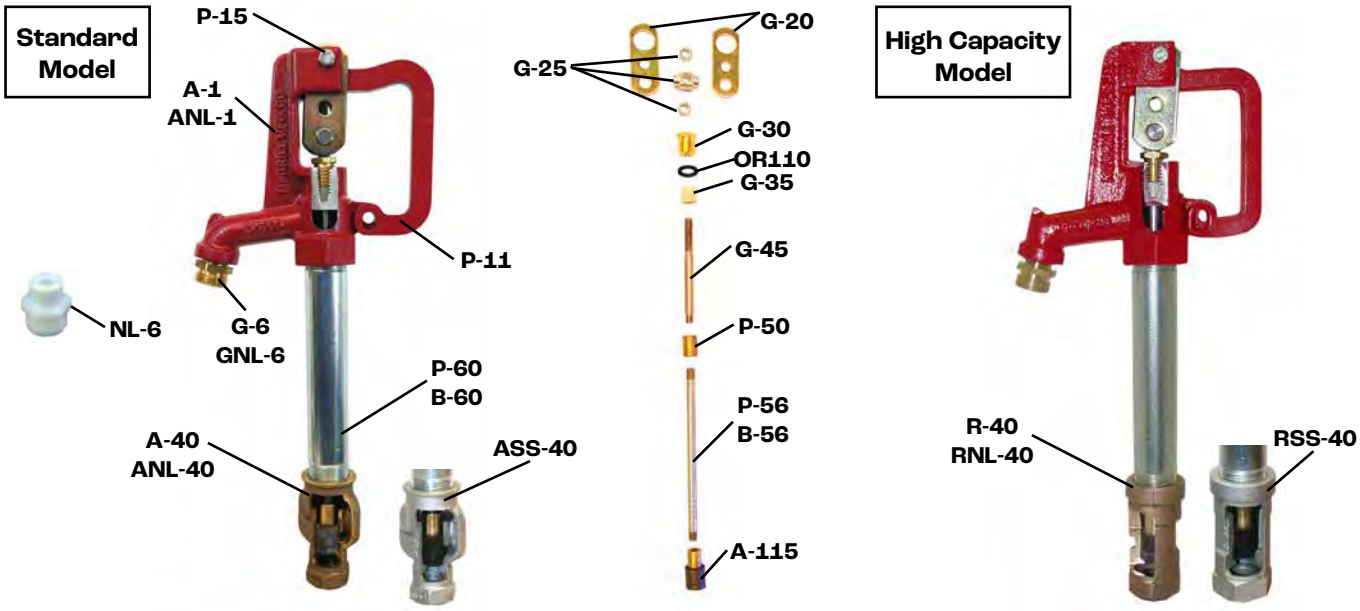

C-1000 3/4" SIZE PARTS LIST

	Part No.	UPC Bar Code (Qty. 1)	Part Description
⚠	A-1	6 42367 00715 7	Head Casting Includes G-6 & G-35
	ANL-1	6 42367 11064 2	No-Lead Head Casting Includes GNL-6,G-35
⚠	G-6	6 42367 01543 5	Hose Thread Adapter
	NL-6	6 42367 10876 2	Nylon Hose Thread Adapter
	GNL-6	6 42367 41048 3	No-Lead Hose Thread Adapter
	P-11	6 42367 09296 2	Lever Casting
	P-15	6 42367 01985 3	Lever Bolt & Nut
	G-20	6 42367 01514 5	Draw Straps (Per Pr.)
	G-25	6 42367 01515 2	Pivot Connector & Nuts
	G-30	6 42367 01522 0	Packing Nut
	OR110	6 42367 09120 0	O-Ring
	G-35	6 42367 01523 7	Valve Stem Packing
⚠	A-40	6 42367 00723 2	3/4" Valve Body
❖	ANL-40	6 42367 10901 1	3/4" No-Lead Valve Body
	ASS-40	6 42367 44084 8	No-Lead Stainless Steel Valve Body
	G-45	6 42367 01531 2	Stainless Steel Stem
	P-50	6 42367 01994 5	Steel Rod Connector
	P-56		3/8" Operating Rod
	B-56		3/8" Stainless Steel Operating Rod
	P-60		1" No-Lead Galvanized Pipe
	B-60		1" Stainless Steel Pipe
	A-115	6 42367 00717 1	Plunger
⚠	A-121	6 42367 00720 1	Head Assembly Parts No. A-1, G-6, 20, 25, 30, 35, 45, OR110, P-11, P-15, P-50
	ANL-121	6 42367 10902 8	No-Lead Head Assembly Parts No. ANL-1, GNL-6, OR110, G-20, 25, 30, 35, 45, P-11, P-15, P-50
	A-250	6 42367 07720 4	Container of Silicone Lube

C-1000 1" SIZE PARTS LIST

	Part No.	UPC Bar Code (Qty. 1)	Part Description
⚠	A-1	6 42367 00715 7	Head Casting Includes G-6 & G-35
	ANL-1	6 42367 11064 2	No-Lead Head Casting Includes GNL-6,G-35
⚠	G-6	6 42367 01543 5	Hose Thread Adapter
	NL-6	6 42367 10876 2	Nylon Hose Thread Adapter
	GNL-6	6 42367 41048 3	No-Lead Hose Thread Adapter
	P-11	6 42367 09296 2	Lever Casting
	P-15	6 42367 01985 3	Lever Bolt & Nut
	G-20	6 42367 01514 5	Draw Straps (Per Pr.)
	G-25	6 42367 01515 2	Pivot Connector & Nuts
	G-30	6 42367 01522 0	Packing Nut
	OR110	6 42367 09120 0	O-Ring
	G-35	6 42367 01523 7	Valve Stem Packing
⚠	R-40	6 42367 11309 4	1" Valve Body
❖	RNL-40	6 42367 41780 2	1" No-Lead Valve Body
	RSS-40	6 42367 43948 4	No-Lead Stainless Steel Valve Body
	G-45	6 42367 01531 2	Stainless Steel Stem
	P-50	6 42367 01994 5	Steel Rod Connector
	P-56		3/8" Operating Rod
	B-56		3/8" Stainless Steel Operating Rod
	P-60		1" No-Lead Galvanized Pipe
	B-60		1" Stainless Steel Pipe
	A-115	6 42367 00717 1	Plunger
⚠	A-121	6 42367 00720 1	Head Assembly Parts No. A-1, G-6, 20, 25, 30, 35, 45, OR110, P-11, P-15, P-50
	ANL-121	6 42367 10902 8	No-Lead Head Assembly Parts No. ANL-1, GNL-6, OR110, G-20, 25, 30, 35, 45, P-11, P-15, P-50
	A-250	6 42367 07720 4	Container of Silicone Lube

WARNING: This product can expose you to lead, which is known to the State of California to cause cancer, birth defects or other reproductive harm. (For more information go to www.p65warnings.ca.gov)

WARNING: This product meets Federal USA Drinking Water requirements but has not been specifically tested or approved as no-lead in the State of California.

Form No. 2004.23

1

MERRILL MANUFACTURING

NEW **All-Weather Powder-Coat Finish**

R-6000 & RNL-6000 HIGH CAPACITY SERIES

FROST PROOF YARD HYDRANT
FEATURES/BENEFITS

(1) **ALL-WEATHER POWDER-COAT FINISH HEAVY CAST IRON HEAD** with full flow design
BENEFIT: Stands up to abuse and has high flow rate

(2) **DRAW STRAPS** are made of 1040 hot rolled steel which is much harder (Brinell 175/200) and stronger, greatly reduces wear of straps and eliminates side pull on operating rod.
BENEFIT: Longest operating life.

(3) **ALL-WEATHER POWDER-COAT FINISH HEAVY CAST IRON HANDLE**
BENEFIT: Easy to grip and longer life

(4) **ROCKER ARM AND OPERATING ROD WITH TWO NUTS** provides simple positive adjustment and eliminates unreliable set screws used by other companies.
BENEFIT: Adjustable for years, not like rusting set screw.

(5) **EASY TO ADJUST** stainless steel operating stem
BENEFIT: Longest life - Quality material

(6) **PACKING GLAND WITH PACKING**
BENEFIT: Non-corrosive packing gland with longest lasting packing - A better quality packing than used by others.

(7) **EASY PLUNGER REPLACEMENT** by removing packing gland and lifting out plunger thru head assembly - No need to unscrew head from riser pipe
BENEFIT: Quick plunger replacement

(8) **SCHEDULE 40 GALVANIZED RISER PIPE OR STAINLESS STEEL**
BENEFIT: Long lasting riser pipe

(9) **1" VALVE INLET SIZE**
BENEFIT: Easy installation and better flow rate

(10) **ONE PIECE MOLDED PLUNGER WITH LUBRICANT** uses double seal design to assure positive shut-off even when foreign particles are present. Plunger positively opens drain to prevent freezing, and positively closes drain even at slow flow rates.
BENEFIT: Economical design that still closes drain hole before flow starts.

(11) **LONG LIFE PLUNGER** is molded with ethylene propylene material that is self-lubricating and will not bond to valve body like rubber plunger used by other companies.
BENEFIT: Longest operating life in one piece design.

(12) **DOUBLE BYPASS VALVE BODY** provides a large volume of water and the time-proven design used for over seventy-five years.
BENEFIT: High water flow with economical design.

(13) **HEAVY-DUTY SOLID BRASS OR NO-LEAD BRASS HOSE ADAPTER** threaded for standard 3/4" hose coupling.
BENEFIT: Standard hose fitting readily available.

Hydrant Ells-Tees (Optional)

Industries Best - 75 years Proven Performer

Merrill R-6000/RNL-6000 Series Frost Proof Yard Hydrant
Gives year 'round Water Service, Drains Below Frost Line When Shut Off, and features a Powder Coated Head which enhances resistance to corrosion, UV and abrasion.



SPECIFICATIONS
R-6000/RNL-6000 Series Yard Hydrant

Inlet - 1" NPT
Outlet - 3/4" Hose Thread Adapter
Stainless Steel Operating Stem
Packing
1" Galvanized Pipe
Heavy Cast Iron Head
Heavy Cast Valve Body with two flow ways
Molded Rubber Plunger made of self-lubricating material

Form No. 2112.12

No-Lead

MERRILL MANUFACTURING

Lead

1

R-6000 & RNL-6000 HIGH CAPACITY SERIES

NOTE: The length of hydrant you need depends on the depth the water lines are buried in your area. If water lines are buried 4' you need the R104 - 4' bury below ground with 34" above ground or 6' - 9-1/2".

SPECIFICATIONS
High Capacity
1" R-6000 (R)

Inlet - 1" NPT in Heavy Casting
Outlet - 3/4" Hose Thread Adapter
Stainless Steel Operating Stem Thru Packing
Self-Lubricating Plunger
1" Galvanized Stand Pipe
3/8" Operating Rod

HIGH CAPACITY R-6000 FROST PROOF HYDRANTS

Order No.	UPC Bar Code (Qty. 1)	Pipe Connection x Pipe Depth	Pipe Size	Overall Length	Approx. Wt./Lbs.
R101	6 42367 11763 4	1" x 1' Bury	1" Galvanized	46.5"	13.5
R1015	6 42367 11764 1	1" x 1-1/2' Bury	1" Galvanized	52.5"	14.5
R102	6 42367 11765 8	1" x 2' Bury	1" Galvanized	58.5"	15.5
R103	6 42367 11766 5	1" x 3' Bury	1" Galvanized	70.5"	17.5
R104	6 42367 11767 2	1" x 4' Bury	1" Galvanized	82.5"	19.5
R105	6 42367 11768 9	1" x 5' Bury	1" Galvanized	94.5"	21.5
R106	6 42367 11769 6	1" x 6' Bury	1" Galvanized	106.5"	23.5
R107	6 42367 11770 2	1" x 7' Bury	1" Galvanized	117.5"	25.5
R108	6 42367 11771 9	1" x 8' Bury	1" Galvanized	130.5"	27.5
R110	6 42367 11772 6	1" x 10' Bury	1" Galvanized	154.5"	31.5

SPECIFICATIONS
High Capacity
Stainless Steel
1" RNLSS-6000 (RNLSS)

Inlet - 1" NPT in Heavy No-Lead Casting
Outlet - 3/4" No-Lead Hose Thread Adapter
Stainless Steel Operating Stem Thru Packing
Self-Lubricating Plunger
304 Stainless Steel Valve Body
1" Stainless Steel Stand Pipe
3/8" Stainless Steel Operating Rod

HIGH CAPACITY STAINLESS STEEL RNLSS-6000 FROST PROOF HYDRANTS

Order No.	UPC Bar Code (Qty. 1)	Pipe Connection x Pipe Depth	Pipe Size	Overall Length	Approx. Wt./Lbs.
RNLSS101	6 42367 44308 5	1" x 1' Bury	1" Stainless Steel	46.5"	13.5
RNLSS1015	6 42367 44309 2	1" x 1-1/2' Bury	1" Stainless Steel	52.5"	14.5
RNLSS102	6 42367 44310 8	1" x 2' Bury	1" Stainless Steel	58.5"	15.5
RNLSS103	6 42367 44311 5	1" x 3' Bury	1" Stainless Steel	70.5"	17.5
RNLSS104	6 42367 44312 2	1" x 4' Bury	1" Stainless Steel	82.5"	19.5
RNLSS105	6 42367 44313 9	1" x 5' Bury	1" Stainless Steel	94.5"	21.5
RNLSS106	6 42367 44314 6	1" x 6' Bury	1" Stainless Steel	106.5"	23.5
RNLSS107	6 42367 44315 3	1" x 7' Bury	1" Stainless Steel	117.5"	25.5
RNLSS108	6 42367 44316 0	1" x 8' Bury	1" Stainless Steel	130.5"	27.5
RNLSS110	6 42367 44317 7	1" x 10' Bury	1" Stainless Steel	154.5"	31.5

SPECIFICATIONS
No-Lead High Capacity
1" RNL-6000 (RNL)

Inlet - 1" NPT in Heavy No-Lead Casting
Outlet - 3/4" No-Lead Hose Thread Adapter
Stainless Steel Operating Stem Thru Packing
Self-Lubricating Plunger
No-Lead Valve Body
1" Galvanized Stand Pipe
3/8" Operating Rod

NO-LEAD HIGH CAPACITY RNL-6000 FROST PROOF HYDRANTS

Order No.	UPC Bar Code (Qty. 1)	Pipe Connection x Pipe Depth	Pipe Size	Overall Length	Approx. Wt./Lbs.
RNL101	6 42367 41781 9	1" x 1' Bury	1" Galvanized	46.5"	13.5
RNL1015	6 42367 41790 1	1" x 1-1/2' Bury	1" Galvanized	52.5"	14.5
RNL102	6 42367 41782 6	1" x 2' Bury	1" Galvanized	58.5"	15.5
RNL103	6 42367 41783 3	1" x 3' Bury	1" Galvanized	70.5"	17.5
RNL104	6 42367 41784 0	1" x 4' Bury	1" Galvanized	82.5"	19.5
RNL105	6 42367 41785 7	1" x 5' Bury	1" Galvanized	94.5"	21.5
RNL106	6 42367 41786 4	1" x 6' Bury	1" Galvanized	106.5"	23.5
RNL107	6 42367 41787 1	1" x 7' Bury	1" Galvanized	117.5"	25.5
RNL108	6 42367 41788 8	1" x 8' Bury	1" Galvanized	130.5"	27.5
RNL110	6 42367 41789 5	1" x 10' Bury	1" Galvanized	154.5"	31.5

R-6000/RNL-6000 Hydrant Flow Rates

WATER SYSTEM PRESSURE	GALLONS PER MINUTE (GPM)											
	0	5	10	15	20	25	30	35	40	45	50	55
20 PSI	20 GPM @ 20 PSI											
30 PSI	25 GPM @ 30 PSI											
40 PSI	30 GPM @ 40 PSI											
60 PSI	40 GPM @ 60 PSI											
80 PSI	48 GPM @ 80 PSI											
100 PSI	53 GPM @ 100 PSI											

NOTE: Most common 1/2 hp submersible pump output is 10GPM.



Stainless Steel Model

No-Lead Model

WARNING: This product can expose you to lead, which is known to the State of California to cause cancer, birth defects or other reproductive harm. (For more information go to www.p65warnings.ca.gov)

WARNING: This product meets Federal USA Drinking Water requirements but has not been specifically tested or approved as no-lead in the State of California.

Form No. 2112.16

1

⚠ Lead

MERRILL MANUFACTURING

LEAD

LOW-LEAD IAPMO R&T ™

No-Lead ❖ CA. Certified

R-6000 & RNL-6000 HIGH CAPACITY PARTS

PARTS LIST

Part No.	UPC Bar Code (Qty. 1)	Part Description
RNL-1	6 42367 45218 6	Head Casting (Includes G-35)
11535	6 42367 11014 7	Rocker Arm
12482	6 42367 11015 4	Lever Arm
G-6	6 42367 11756 6	Hose Thread Adapter
GNL-6	6 42367 41048 3	No-Lead Hose Thread Adapter
R-20	6 42367 11757 3	Draw Straps (Per Pr.)
G-25A	6 42367 11774 0	3/8" Jam Nut
3/8washer	6 42367 11773 3	3/8" Washer (2 each)
G-45	6 42367 11758 0	Stainless Steel Operating Stem
R-40	6 42367 11759 7	Brass Valve Body
❖ RNL-40	6 42367 41780 2	No-Lead Valve Body
RSS-40	6 42367 43948 4	No-Lead Stainless Steel Valve Body
G-30	6 42367 01522 0	Packing Nut
OR110	6 42367 09120 0	O-Ring
G-35	6 42367 01523 7	Valve Stem Packing
R-31	6 42367 11760 3	Packing Gland
OR215	6 42367 09461 4	O-Ring
P-50	6 42367 01994 5	Steel Rod Connector
R-56		3/8" Operating Rod
RSS-56		3/8" Stainless Steel Operating Rod
P-60		1" No-Lead Galvanized Pipe
B-60		1" Stainless Steel Pipe
11390	6 42367 11098 7	Pivot Pin (2 each)
R-15	6 42367 11776 4	Pivot Pin (1 each)
11383	6 42367 11099 4	Retainer Clip (3 each)
R-50S	6 42367 11761 0	Sleeve
A-115	6 42367 10212 8	Plunger
R-121	6 42367 11762 7	Complete Head Assembly G-6, RNL-1, R-31, 11390(2), 11535, R-20(2), G-25A(2), G-30, G-35, G-45, R-15, 12482, 11383(3), R-50S, P-50, 3/8washer(2), OR215, OR110
RNL-121	6 42367 42436 7	Complete No-Lead Head Assembly GNL-6, RNL-1, R-31, 11390(2), 11535, R-20(2), G-25A(2), G-30, G-35, G-45, R-15, 12482, 11383(3), R-50S, P-50, 3/8washer(2), OR215, OR110
R-121R	6 42367 12641 4	Complete Head Assembly Ritchied Hydrants G-6, RNL-1, R-31, 11390(2), 11535, R-20(2), G-30, G-35, R-15, 12482, 11383(3), R-50S, 3/8washer(2), OR215, OR110
RNL-121R	6 42367 44328 3	Complete No-Lead Head Assembly Ritchied Hydrants GNL-6, RNL-1, R-31, 11390(2), 11535, R-20(2), G-30, G-35, R-15, 12482, 11383(3), R-50S, 3/8washer(2), OR215, OR110



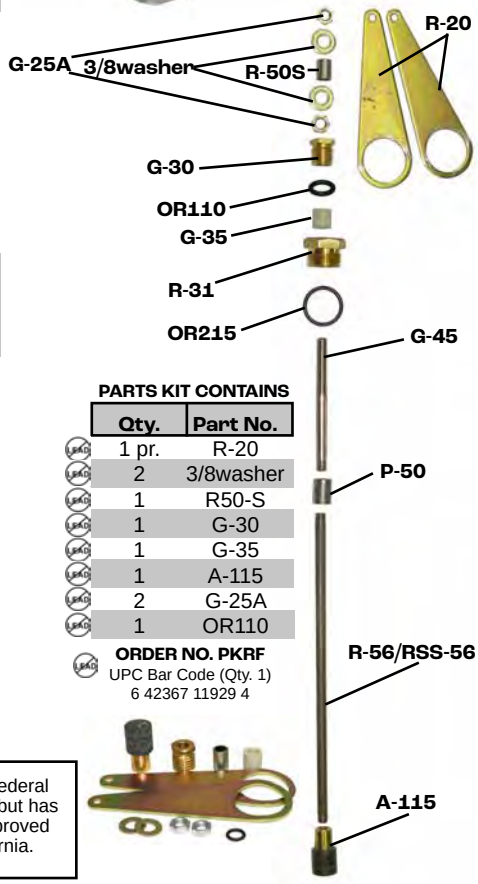

PARTS KIT CONTAINS

Qty.	Part No.
1 pr.	R-20
2	3/8washer
1	R50-S
1	G-30
1	G-35
1	A-115
2	G-25A
1	OR110

ORDER NO. PKRF
UPC Bar Code (Qty. 1)
6 42367 11929 4

Hydrants available with optional Stainless Steel or No-Lead Bronze Hydrant Elbows and Tees. Include number (i.e. **SSHE100**) after Order No.

Stainless Steel
❖**SSHE100** 3/4" NPT x 1" Plastic Pipe Elbow
❖**SSHT7510** 3/4" NPT x 1" Plastic Pipe Tee

No-Lead Bronze
❖**RBHENL100** 3/4" NPT x 1" Plastic Pipe Elbow
❖**RBHTNL7510** 3/4" NPT x 1" Plastic Pipe Tee

WARNING: This product can expose you to lead, which is known to the State of California to cause cancer, birth defects or other reproductive harm. (For more information go to www.p65warnings.ca.gov)

WARNING: This product meets Federal USA Drinking Water requirements but has not been specifically tested or approved as no-lead in the State of California.

Form No. 2112.17

A YARD HYDRANT FOR EVERYONE FROM 1

MERRILL MANUFACTURING

- Main/International No. (712) 732-2760
- U.S. and Canada No. (800) 831-6962
- Fax No. (712) 732-4401
- U.S. Fax No. (800) ANY FLOW
- www.merrillmfg.com

GOOD ← BETTER → BEST

B-7000 Series

Economy and Quality
No-Lead Available

E-5000 Series

Economy and Quality
Plastic/Metal Packing Gland
No-Lead Available

M-2000 Series

Only No-Lead Noncorrosive Hydrant

R-6000 Series

Easy To Operate High Flow Rate
No-Lead Available

C-1000 Series

High Quality Reasonable Price
Stainless Pipe, No-Lead and High Capacity also Available

ANYFLOW® Series

Highest Quality Most Benefits Built-In
Stainless Pipe No-Lead also Available

SPECIALTY HYDRANTS FOR OTHER INSTALLATIONS

HIGH CAPACITY Series

For High Flow Rate Demands
No-Lead Available

ANY TEMP®/ H-3000 Series

For Mfd. Homes or Heated Always On Applications
No-Lead

HIDE-DRANT

Removable Sanitary Yard Hydrant
No-Lead

Y-1 Series

Self-Closing For Public Areas
No-Lead

Y-2 Series

Self-Closing For Automatic Waterers
No-Lead

THE LARGEST SELECTION AND ONLY NAME YOU NEED TO KNOW FOR YARD HYDRANTS

1

MERRILL MANUFACTURING

LEAD

No-Lead

M-2000 SERIES (ALL NO-LEAD)

FROST PROOF YARD HYDRANT

FEATURES/BENEFITS

* (1) **LEVER CONTROL** operates by cam principle and pulls straight on operating rod. Provides variable flow from trickle to full flow without lock to hold lever.
BENEFIT: Variable flow with no lock that can rust in place.

(2) **DRAW STRAPS** are made of 1040 hot rolled steel which is much harder (Brinell 175/200) and stronger. Greatly reduces wear of straps and eliminates side pull on operating rod.
BENEFIT: Longest operating life.

* (3) **STAINLESS STEEL OPERATING STEM** is ground and polished and will not cut out packing and packing nut, like brass rod used by other companies.
BENEFIT: Best material for operating life.

* (4) **FIBER REINFORCED THERMOPLASTIC HEAD** greatly reduces breakage of brittle cast iron, eliminates machining, painting and corrosion. Provides consistent, precise parts and a long life. Made of Zytel® ST (supertough) by DuPont, one of the "World's Toughest Thermoplastic"
BENEFIT: Time proven design takes years of abuse.

* (5) **NOZZLE ON HEAD** has standard 3/4" hose thread molded on the outside and has 3/8" NPT thread molded into the inside, or an optional hose adapter is available.
BENEFIT: Standard hose fitting thread.

* (6) **PIVOT CONNECTOR WITH TWO NUTS** provides simple positive adjustment and eliminates unreliable set screws used by other companies.
BENEFIT: Adjustable for years, not like rusted in set screws.

(7) **GALVANIZED PIPE** has no exposed threads subject to the weather.
BENEFIT: No exposed steel on pipe to rust.

(8) **ONE PIECE PLUNGER** uses double seal design to assure positive shut-off even when foreign particles are present. Plunger positively opens drain to prevent freezing, and positively closes even at slow flow rates.
BENEFIT: Economical design that still opens and closes drain hole.

* (9) **LONG LIFE PLUNGER** is molded with ethylene propylene material that is self-lubricating and will not bond to brass valve body like rubber plunger used by other companies.
BENEFIT: Longest operating life in one piece design.

* (10) **HEAVY-DUTY CELCON® VALVE BODY** eliminates corrosion in any water condition and provides a long life. Celcon® has been used in similar parts for over 40 years.
BENEFIT: High water flow with economical design.

(11) **LOCKING EYE** on head and lever allows hydrant to be padlocked shut when not in use.
BENEFIT: Protects from wasting of water.

* (12) **SWIVEL PARTS** permit withdrawal of moving parts without digging up hydrant. Nothing in head assembly to disconnect or adjust when removing, simply unscrew entire head assembly from galvanized pipe and pull up valve stem with plunger for inspection.
BENEFIT: Very simple repair easily done at ground level.

***EXCLUSIVE MERRILL QUALITY FEATURES**

Since 1981

Merrill M-2000 Series Frost Proof Yard Hydrant

Gives year 'round water service that drains below the frost line when shut off.

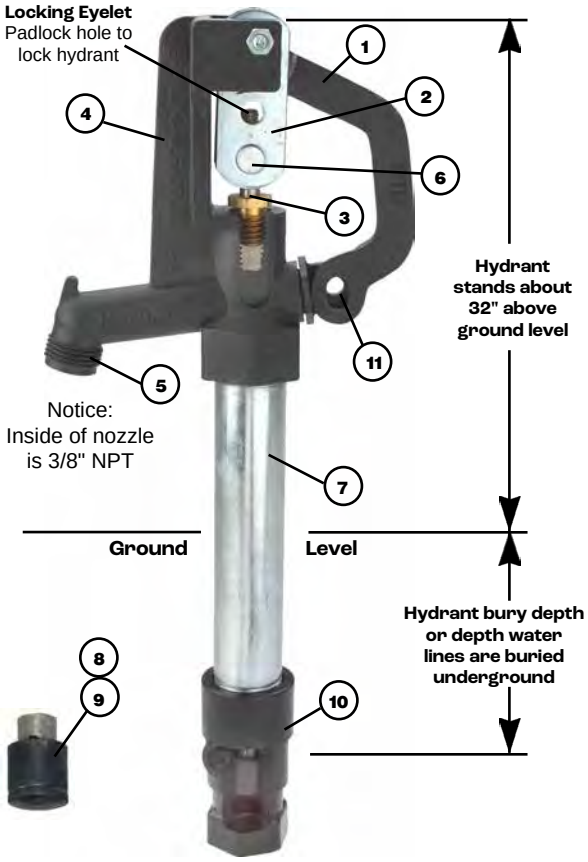

Merrill's MP7504 or 4' bury hydrant is 6' - 8' long, 4' is buried and 32" above ground.

SPECIFICATIONS

M-2000 Series Yard Hydrant

Inlet - 3/4" NPT
Outlet - 3/4" Brass Hose Thread
Stainless Steel Operating Stem
Packing
1" Galvanized Pipe

Zytel® ST Supertough Nylon Head
Celcon® Valve Body
Molded Rubber Plunger made of self-lubricating material

Form No. 2005.15

No-Lead

LOW-LEAD IAPMO R&T

❖ CA. Certified

MERRILL MANUFACTURING

⚠ Lead

1

M-2000 SERIES (ALL NO-LEAD)

PARTS LIST

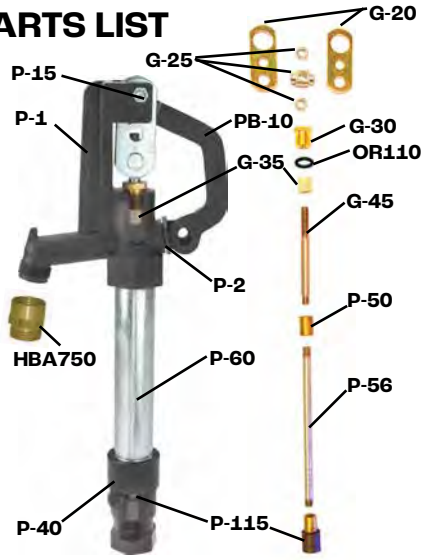

Part No.	UPC Bar Code (Qty. 1)	Part Description
P-1	6 42367 01978 5	Head
P-2	6 42367 01988 4	Head Plug
⚠ HBA750	6 42367 01682 1	Hose Thread Adapter(optional)
PB-10	6 42367 45108 0	Lever Casting - Black
P-15	6 42367 01985 3	Lever Bolt & Nut
G-20	6 42367 01514 5	Draw Straps (Per Pr.)
G-25	6 42367 01515 2	Pivot Connector & Nuts
G-30	6 42367 01522 0	Packing Nut
OR110	6 42367 09120 0	O-Ring
G-35	6 42367 01523 7	Valve Stem Packing
P-40	6 42367 01992 1	Valve Body
G-45	6 42367 01531 2	Stainless Steel Stem
P-50	6 42367 01994 5	Steel Rod Connector
P-60		1" Galvanized Pipe
P-56		3/8" Operating Rod
P-115	6 42367 01982 2	Plunger
P-120	6 42367 01984 6	Head Assembly
		Parts No. P-1, 2, PB-10, P-15, 50, G-20, 25, 30, 35, 45,OR110
A-250	6 42367 07720 4	Container of Silicone Lube

M-2000 Hydrant Flow Rates

WATER SYSTEM PRESSURE	GALLONS PER MINUTE (GPM)										
	0	5	10	15	20	25	30	35	40	45	50
20 PSI	14 GPM @ 20 PSI										
30 PSI	15.5 GPM @ 30 PSI										
40 PSI	16.3 GPM @ 40 PSI										
60 PSI	18.8 GPM @ 60 PSI										
80 PSI	20.3 GPM @ 80 PSI										
100 PSI	22 GPM @ 100 PSI										
	NOTE: Most common 1/2 hp submersible pumps output is 10 GPM										

WARNING: This product meets Federal USA Drinking Water requirements but has not been specifically tested or approved as no-lead in the State of California.

WARNING: This product can expose you to lead, which is known to the State of California to cause cancer, birth defects or other reproductive harm. (For more information go to www.p65warnings.ca.gov)

FROST PROOF YARD HYDRANTS

STANDARD M-2000 HYDRANTS (NO-LEAD)

Order No.	UPC Bar Code (Qty. 1)	Pipe Connection x Pipe Depth	Pipe Size	Overall Length	Approx. Wt./Lbs.
MP7501	6 42367 01930 3	3/4" x 1' Bury	1" Galv.	44"	8.0
MP75015	6 42367 04460 2	3/4" x 1-1/2' Bury	1" Galv.	50"	9.0
MP7502	6 42367 01932 7	3/4" x 2' Bury	1" Galv.	56"	10.0
MP7503	6 42367 01934 1	3/4" x 3' Bury	1" Galv.	68"	12.0
MP7504	6 42367 01936 5	3/4" x 4' Bury	1" Galv.	80"	14.0
MP7505	6 42367 01938 9	3/4" x 5' Bury	1" Galv.	92"	16.0
MP7506	6 42367 01940 2	3/4" x 6' Bury	1" Galv.	104"	18.0
MP7507	6 42367 01942 6	3/4" x 7' Bury	1" Galv.	116"	20.0
MP7508	6 42367 01944 0	3/4" x 8' Bury	1" Galv.	128"	22.0
MP7510	6 42367 01946 4	3/4" x 10' Bury	1" Galv.	152"	25.0

M-2000 WITH HOSE ADAPTER

Order No.	UPC Bar Code (Qty. 1)	Pipe Connection x Pipe Depth	Pipe Size	Overall Length	Approx. Wt./Lbs.
MP7501A	6 42367 01931 0	3/4" x 1' Bury	1" Galv.	44"	8.0
MP75015A	6 42367 04459 6	3/4" x 1-1/2' Bury	1" Galv.	50"	9.0
MP7502A	6 42367 01933 4	3/4" x 2' Bury	1" Galv.	56"	10.0
MP7503A	6 42367 01935 8	3/4" x 3' Bury	1" Galv.	68"	12.0
MP7504A	6 42367 01937 2	3/4" x 4' Bury	1" Galv.	80"	14.0
MP7505A	6 42367 01939 6	3/4" x 5' Bury	1" Galv.	92"	16.0
MP7506A	6 42367 01941 9	3/4" x 6' Bury	1" Galv.	104"	18.0
MP7507A	6 42367 01943 3	3/4" x 7' Bury	1" Galv.	116"	20.0
MP7508A	6 42367 01945 7	3/4" x 8' Bury	1" Galv.	128"	22.0
MP7510A	6 42367 05655 1	3/4" x 10' Bury	1" Galv.	152"	25.0

NOTE: The length of hydrant you need depends on the depth the water lines are buried in your area. If water lines are buried 4' you need the MP7504 - 4' bury below ground 32" above ground or 6'-8' total length.

PARTS KIT "MP" CONTAINS

Qty.	Part No.
1	G-35
1	P-115
1	A-250
1	OR110

ORDER NO. PKMP
UPC Bar Code (Qty. 1)
6 42367 08819 4

PARTS KIT "PF" CONTAINS

Qty.	Part No.
1 Pr.	G-20
1	G-25
1	G-30
1	G-35
1	P-115
1	OR110

ORDER NO. PKPF
UPC Bar Code (Qty. 1)
6 42367 02217 4

PARTS KIT "B" CONTAINS

Qty.	Part No.
3 Pr.	G-20
2	G-25
3	G-30
3	G-35
2	G-45
3	P-50
3	P-115
3	OR110

ORDER NO. PKB
UPC Bar Code (Qty. 1)
6 42367 02214 3

1) M-2000 Yard Hydrants packaged 12 per master bundle.

2) Hydrants available with optional Stainless Steel or No-Lead Bronze Hydrant Elbows and Tees.
Include number (i.e. **SSHE75**) after Order No.

Stainless Steel

❖ **SSHE75** 3/4" NPT x 3/4" Plastic Pipe Elbow
❖ **SSHE100** 3/4" NPT x 1" Plastic Pipe Elbow
❖ **SSHT75** 3/4" NPT x 3/4" Plastic Pipe Tee
❖ **SSHT7510** 3/4" NPT x 1" Plastic Pipe Tee

No-Lead Bronze

❖ **RBHENL75** 3/4" NPT x 3/4" Plastic Pipe Elbow
❖ **RBHENL100** 3/4" NPT x 1" Plastic Pipe Elbow
❖ **RBHTNL75** 3/4" NPT x 3/4" Plastic Pipe Tee
❖ **RBHTNL7510** 3/4" NPT x 1" Plastic Pipe Tee

BVBADNL75
Code Approved and Marked
No-Lead
NSF
ASSE-1011
UPC
CSA B64.2.2

BVBNL75M
Code Approved and Marked
No-Lead
ASSE-1011
UPC
CSA B64.2.2

HYDRANTS AVAILABLE WITH OPTIONAL
No-Lead Brass Vacuum Breakers

❖ **BVBADNL75** 3/4" Hose - No-Lead Brass - AUTOMATIC DRAIN
BVBNL75M 3/4" Hose - No-Lead Brass Finish - MANUAL DRAIN

1

MERRILL MANUFACTURING

NEW **All-Weather Powder-Coat Finish**

E-5000 SERIES

"The Best of Both Worlds-Quality and Price"

FROST PROOF YARD HYDRANT

FEATURES/BENEFITS

*** (1) ALL-WEATHER POWDER-COAT FINISH LEVER CONTROL** operates by cam principle and pulls straight up on operating rod. Provides variable flow from trickle to full flow without lock to hold lever.
BENEFIT: Variable flow with no lock that rusts in place.

(2) DRAW STRAPS are made of 1040 hot rolled steel which is much harder (Brinell 175/200) and stronger. Greatly reduces wear of straps and eliminates side pull on operating rod.
BENEFIT: Longest operating life.

(3) OPERATING ROD has smooth galvanized surface for maximum packing life.
BENEFIT: Longer service life of seal around rod.

(4) HEAVY-DUTY SOLID BRASS OR NO-LEAD BRASS HOSE ADAPTER threaded for standard 3/4" hose coupling.
BENEFIT: Standard hose fitting readily available.

(5) ALL-WEATHER POWDER-COAT FINISH HEAVY CAST IRON HEAD with the same design Merrill has used for over seventy-five years.
BENEFIT: Time-proven design takes years of abuse.

*** (6) PIVOT CONNECTOR** a 1/4" hex head bolt provides simple positive adjustment and eliminates unreliable set screw used by other companies.
BENEFIT: Adjustable for years, not like rusting set screw.

(7) TOUGH PACKING GLAND for easy plunger removal.
BENEFIT: Less time for plunger replacement.
Option: Metal packing gland available in EM-Series.

(8) NO-LEAD GALVANIZED PIPE has no exposed threads subject to the weather.
BENEFIT: No exposed steel on pipe to rust.

(9) ONE PIECE PLUNGER uses double seal design to assure positive shut-off even when foreign particles are present. Plunger positively opens drain to prevent freezing, and positively closes even at slow flow rates.
BENEFIT: Economical design that still closes drain hole.

*** (10) LONG LIFE PLUNGER** is molded with ethylene propylene material that is self-lubricating and will not bond to brass or no-lead brass valve body like rubber plunger used by other companies.
BENEFIT: Longest operating life in one piece design.

(11) DOUBLE BYPASS VALVE BODY provides a large volume of water and the time-proven design used for over seventy years.
BENEFIT: High water flow with economical design.

(12) LOCKING EYE on head and lever allows hydrant to be padlocked shut when not in use.
BENEFIT: Protects from waste of water.

*** (13) SIMPLEST HYDRANT TO SERVICE** no need to dig up hydrant to inspect plunger. Shut off water supply. Remove lever handle, loosen packing gland in head casting and pull up rod with plunger, or simply unscrew head and pull out rod and plunger.
BENEFIT: Very simple repair, easily done at ground level.

*** EXCLUSIVE MERRILL QUALITY FEATURES**

NOTE: If hydrant is to be used in a high pressure application, please contact the factory.

Since 1993

Merrill E-5000 Series Yard Hydrant
Gives year 'round Water Service,
Drains Below Frost Line When Shut Off, and
features a Powder Coated Head which
enhances resistance to corrosion,
UV and abrasion.

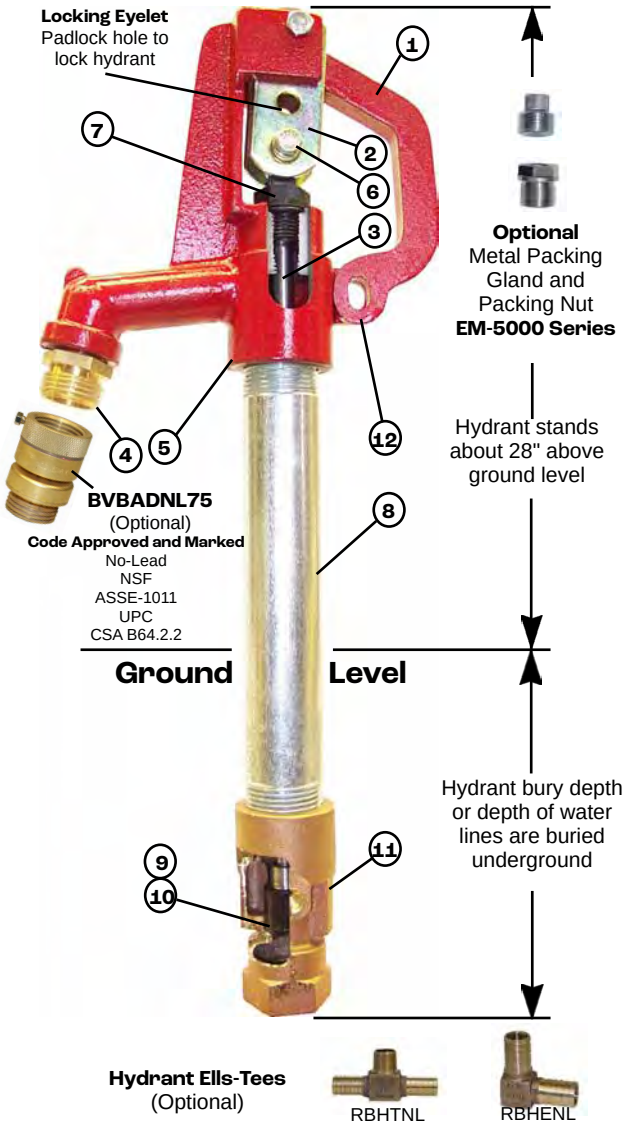

Merrill E7504 or 4' Bury Hydrant is about 6'-3-1/2" long, 4' is buried and 28" above ground.

SPECIFICATIONS

E-5000/ENL-5000 Series

Inlet - 3/4" NPT in Casting
Outlet - 3/4" Hose Thread Adapter
Graphite Packing
1" Galvanized Pipe
Brass or No-Lead Brass and Molded Rubber Plunger made of self-lubricating material

Form No. 2057.21

No-Lead

Lead

MERRILL MANUFACTURING

E-5000/ENL-5000 & EM-5000/EMNL-5000 SERIES

E-5000 and ENL-5000 Series

EM-5000 and EMNL-5000 Series

E-5000 HYDRANTS

Order No.	UPC Bar Code (Qty. 1)	Pipe Connection x Pipe Depth	Pipe Size	Overall Length	Approx. Wt./Lbs.
E7501	6 42367 05423 6	3/4" x 1' Bury	1" Galv.	39.5"	9.5
E75015	6 42367 05424 3	3/4" x 1-1/2' Bury	1" Galv.	45.5"	10.5
E7502	6 42367 05425 0	3/4" x 2' Bury	1" Galv.	51.5"	11.5
E7503	6 42367 05426 7	3/4" x 3' Bury	1" Galv.	63.5"	12.5
E7504	6 42367 05427 4	3/4" x 4' Bury	1" Galv.	75.5"	13.5
E7505	6 42367 05428 1	3/4" x 5' Bury	1" Galv.	87.5"	14.5
E7506	6 42367 05429 8	3/4" x 6' Bury	1" Galv.	99.5"	15.5
E7507	6 42367 05430 4	3/4" x 7' Bury	1" Galv.	111.5"	16.5
E7508	6 42367 05431 1	3/4" x 8' Bury	1" Galv.	123.5"	17.5
E7510	6 42367 05432 8	3/4" x 10' Bury	1" Galv.	147.5"	19.5

NOTE: The length of hydrant you need depends on the depth the water lines are buried in your area. If water lines are buried 4' you need the E7504 - 4' bury below ground with 28" above ground or 6'-3-1/2" total length.

ENL-5000 NO-LEAD HYDRANTS

Order No.	UPC Bar Code (Qty. 1)	Pipe Connection x Pipe Depth	Pipe Size	Overall Length	Approx. Wt./Lbs.
ENL7501	6 42367 41824 3	3/4" x 1' Bury	1" Galv.	39.5"	9.5
ENL7502	6 42367 41825 0	3/4" x 2' Bury	1" Galv.	51.5"	11.5
ENL7503	6 42367 41826 7	3/4" x 3' Bury	1" Galv.	63.5"	12.5
ENL7504	6 42367 41827 4	3/4" x 4' Bury	1" Galv.	75.5"	13.5
ENL7505	6 42367 41828 1	3/4" x 5' Bury	1" Galv.	87.5"	14.5
ENL7506	6 42367 41829 8	3/4" x 6' Bury	1" Galv.	99.5"	15.5
ENL7507	6 42367 41830 4	3/4" x 7' Bury	1" Galv.	111.5"	16.5
ENL7508	6 42367 41831 1	3/4" x 8' Bury	1" Galv.	123.5"	17.5
ENL7510	6 42367 41833 5	3/4" x 10' Bury	1" Galv.	147.5"	19.5

NOTE: The length of hydrant you need depends on the depth the water lines are buried in your area. If water lines are buried 4' you need the ENL7504 - 4' bury below ground with 28" above ground or 6'-3-1/2" total length.

EM-5000 HYDRANTS *

Order No.	UPC Bar Code (Qty. 1)	Pipe Connection x Pipe Depth	Pipe Size	Overall Length	Approx. Wt./Lbs.
EM7501	6 42367 11794 8	3/4" x 1' Bury	1" Galv.	39.5"	9.5
EM75015	6 42367 11795 5	3/4" x 1-1/2' Bury	1" Galv.	45.5"	10.5
EM7502	6 42367 11796 2	3/4" x 2' Bury	1" Galv.	51.5"	11.5
EM7503	6 42367 11797 9	3/4" x 3' Bury	1" Galv.	63.5"	12.5
EM7504	6 42367 11798 6	3/4" x 4' Bury	1" Galv.	75.5"	13.5
EM7505	6 42367 11799 3	3/4" x 5' Bury	1" Galv.	87.5"	14.5
EM7506	6 42367 11800 6	3/4" x 6' Bury	1" Galv.	99.5"	15.5
EM7507	6 42367 11801 3	3/4" x 7' Bury	1" Galv.	111.5"	16.5
EM7508	6 42367 11802 0	3/4" x 8' Bury	1" Galv.	123.5"	17.5
EM7510	6 42367 11803 7	3/4" x 10' Bury	1" Galv.	147.5"	19.5

* with metal packing gland

EMNL-5000 NO-LEAD HYDRANTS *

Order No.	UPC Bar Code (Qty. 1)	Pipe Connection x Pipe Depth	Pipe Size	Overall Length	Approx. Wt./Lbs.
EMNL7501	6 42367 41834 2	3/4" x 1' Bury	1" Galv.	39.5"	9.5
EMNL75015	6 42367 42774 0	3/4" x 1-1/2' Bury	1" Galv.	45.5"	10.5
EMNL7502	6 42367 41835 9	3/4" x 2' Bury	1" Galv.	51.5"	11.5
EMNL7503	6 42367 41836 6	3/4" x 3' Bury	1" Galv.	63.5"	12.5
EMNL7504	6 42367 41837 3	3/4" x 4' Bury	1" Galv.	75.5"	13.5
EMNL7505	6 42367 41838 0	3/4" x 5' Bury	1" Galv.	87.5"	14.5
EMNL7506	6 42367 41839 7	3/4" x 6' Bury	1" Galv.	99.5"	15.5
EMNL7507	6 42367 41840 3	3/4" x 7' Bury	1" Galv.	111.5"	16.5
EMNL7508	6 42367 41841 0	3/4" x 8' Bury	1" Galv.	123.5"	17.5
EMNL7510	6 42367 41842 7	3/4" x 10' Bury	1" Galv.	147.5"	19.5

* with metal packing gland

E-5000 Hydrant Flow Rates

WATER SYSTEM PRESSURE	GALLONS PER MINUTE (GPM)										
	0	5	10	15	20	25	30	35	40	45	50
20 PSI	15.4 GPM @ 20 PSI										
30 PSI	18 GPM @ 30 PSI										
40 PSI	22 GPM @ 40 PSI										
60 PSI	27 GPM @ 60 PSI										
80 PSI	32 GPM @ 80 PSI										
100 PSI	36 GPM @ 100 PSI										
	NOTE: Most common 1/2 hp submersible pumps output is 10 GPM.										

WARNING: This product can expose you to lead, which is known to the State of California to cause cancer, birth defects or other reproductive harm. (For more information go to www.p65warnings.ca.gov)

WARNING: This product meets Federal USA Drinking Water requirements but has not been specifically tested or approved as no-lead in the State of California.

1

⚠ Lead

MERRILL MANUFACTURING

No-Lead ❖ CA. Certified

E-5000 PARTS

PARTS LIST



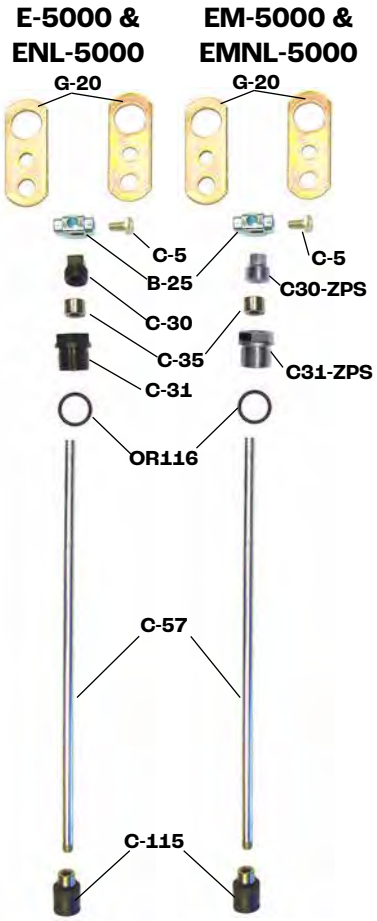

PARTS LIST

	Part No.	UPC Bar Code (Qty. 1)	Part Description
⚠	B-1T	6 42367 05480 9	Head Casting (Includes G-6)
	BNL-1T	6 42367 42437 4	No-Lead Head Casting(Includes GNL-6)
	C-5	6 42367 03308 8	Stainless Steel 1/4" Hex Head Bolt
⚠	G-6	6 42367 01543 5	Hose Thread Adapter
	GNL-6	6 42367 41048 3	No-Lead Hose Thread Adapter
	P-10	6 42367 01979 2	Lever Casting
	P-15	6 42367 01985 3	Lever Bolt & Nut
	G-20	6 42367 01514 5	Draw Straps (Per Pr.)
	B-25	6 42367 57695 2	Pivot Connector
	C-30	6 42367 05369 7	Packing Nut
	C-31	6 42367 05370 3	Packing Gland
	C30-ZPS	6 42367 11741 2	Metal Packing Nut
	C31-ZPS	6 42367 11740 5	Metal Packing Gland
	C-35	6 42367 05476 2	Valve Stem Packing
	OR116	6 42367 05481 6	O-Ring Seal
⚠	C-40T	6 42367 10044 5	Valve Body
❖	CNL-40T	6 42367 41695 9	No-Lead Valve Body
	C-57		5/16" Operating Rod
	C-60		1" No-Lead Galvanized Pipe
	C-115	6 42367 00974 8	Plunger
⚠	B-121	6 42367 05484 7	Head Assembly Parts No. B-1T, B-25, C-5, C-30, C-31, C-35, G-6, G-20, OR116, P-10 & P-15
	BNL-121	6 42367 42438 1	No-Lead Head Assembly Parts No. BNL-1T, B-25, C-5, C-30, C-31, C-35, GNL-6, G-20, OR116, P-10 & P-15
⚠	BM-121	6 42367 42360 5	Head Assembly Parts No. B-1T, B-25, C-5, C30-ZPS, C31-ZPS, C-35, G-6, G-20, OR116, P-10 & P-15
	BMNL-121	6 42367 42439 8	No-Lead Head Assembly Parts No. BNL-1T, B-25, C-5, C30-ZPS, C31-ZPS, C-35, GNL-6, G-20, OR116, P-10 & P-15
	C-131	6 42367 09912 1	Packing Gland Assembly C-30, C-31, C-35, OR116
	C131-ZPS	6 42367 11777 1	Packing Gland Assembly C30-ZPS, C31-ZPS, C-35, OR116
	A-250	6 42367 07720 4	Container of Silicone Lube

PARTS KIT "E"

Qty.	Part No.
4	C-5
3 Pr.	G-20
2	B-25
3	C-30
3	C-31
3	OR116
3	C-35
3	C-115

ORDER NO. PKE
UPC Bar Code (Qty. 1)
6 42367 06111 1

PARTS KIT "EM"

Qty.	Part No.
4	C-5
3 Pr.	G-20
2	B-25
3	C30-ZPS
3	C31-ZPS
3	OR116
3	C-35
3	C-115

ORDER NO. PKEM
UPC Bar Code (Qty. 1)
6 42367 11804 4

Hydrants available with optional No-Lead Bronze Hydrant Ells/Tees. Include number (i.e. **RBHENL100**) after Order No.

No-Lead Bronze Hydrant Ells/Tees
RBHENL75, RBHENL100, RBHTNL75, RBHTNL7510

Hydrants available with optional No-Lead Vacuum Breakers
BVBADNL75 and BVBNL75M

PARTS KIT "EF"

Qty.	Part No.
1	C-5
1 Pr.	G-20
1	B-25
1	C-30
1	C-31
1	OR116
1	C-35
1	C-115

ORDER NO. PKEF
UPC Bar Code (Qty. 1)
6 42367 05793 0

PARTS KIT "EFM"

Qty.	Part No.
1	C-5
1 Pr.	G-20
1	B-25
1	C30-ZPS
1	C31-ZPS
1	OR116
1	C-35
1	C-115

ORDER NO. PKEFM
UPC Bar Code (Qty. 1)
6 42367 11805 1

BVBADNL75
Code Approved and Marked
No-Lead
NSF
ASSE-1011
UPC
CSA B64.2.2

BVBNL75M
Code Approved and Marked
No-Lead
ASSE-1011
UPC
CSA B64.2.2

PARTS KIT "EP"

Qty.	Part No.
1	C-35
1	C-115
1	A-250

ORDER NO. PKEP
UPC Bar Code (Qty. 1)
6 42367 07721 1

WARNING: This product can expose you to lead, which is known to the State of California to cause cancer, birth defects or other reproductive harm. (For more information go to www.p65warnings.ca.gov)

WARNING: This product meets Federal USA Drinking Water requirements but has not been specifically tested or approved as no-lead in the State of California.

Form No. 2057.25

No-Lead

MERRILL MANUFACTURING

1

B-7000 & BNL-7000 SERIES

FROST PROOF YARD HYDRANT

FEATURES/BENEFITS

(1) **HEAVY CAST IRON HEAD** simple "on" flow design
BENEFIT: Stands up to abuse, "on" design has higher flow.

(2) **ONE LIFTING STRAP** simple ribbed design
BENEFIT: Ribbed design greatly increases strength and centered single strap eliminates side pull.

(3) **HEAVY CAST IRON HANDLE** simple oversized design
BENEFIT: Very easy to operate, extra room for big hands.

(4) **NO ADJUSTMENT NEEDED** patented design eliminates need for adjustment (CAUTION: do not push clamp on pipe down - will damage plunger.)
BENEFIT: Design of plunger and valve body automatically adjusts itself - no field guess work.

(5) **NO PACKING GLAND REQUIRED** simple fool proof design
BENEFIT: No packing or packing gland to service - on site field work very simple.

(6) **EASY PLUNGER SEAL REPLACEMENT** only loosen one bolt.
BENEFIT: O-ring seals very easy to replace when lift out plunger.

(7) **1" GALVANIZED RISER PIPE WITH PVC INNER PIPE**
BENEFIT: Sch. 80 PVC inner pipe strong - non-corrosive.

(8) **1" VALVE INLET SIZE**
BENEFIT: Easy installation and better flow rate.

(9) **DOUBLE BYPASS VALVE BODY** provides a large volume of water and time-proven design for over seventy-five years.
BENEFIT: High water flow with economical patented design.

(10) **HYDRANT LOCKING EYE**

(11) **LEVER STRAP BOLT**

(12) **ONE PIECE PLUNGER ASSEMBLY**

(13) **HOSE THREAD FITTING**

(14) **LEVER PIVOT BOLT**

(15) **LEVER STRAP PIVOT CONTROL**

NOTE: This model of hydrant requires more time to drain itself. If you turn the hydrant back on when it is still draining, water will come out outlet AND drain hole. Hydrant is working normally.

Merrill B-7000 and BNL-7000 Series Frost Proof Yard Hydrant

Gives year 'round water service that drains below the frost line when shut off.

Patent No. US 8,408,238

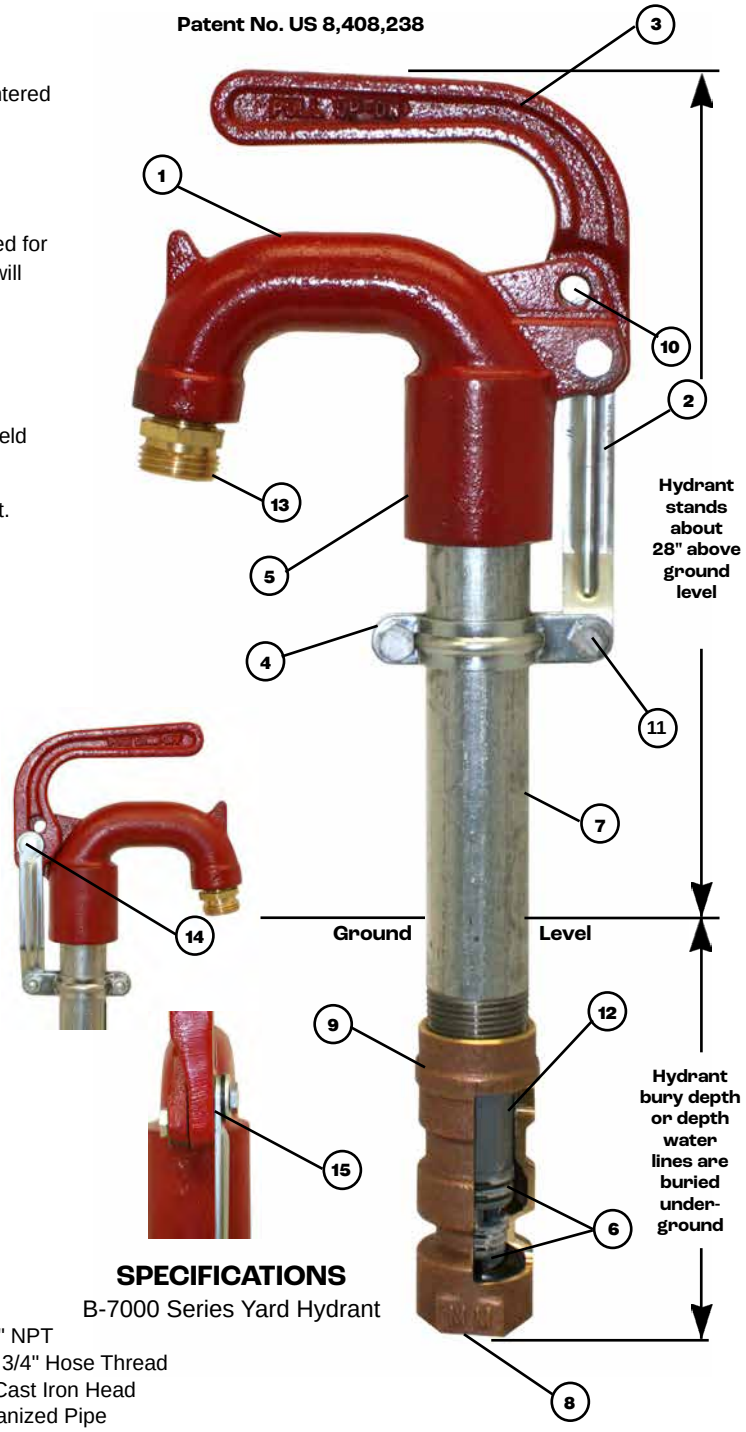

SPECIFICATIONS

B-7000 Series Yard Hydrant

Inlet - 1" NPT
Outlet - 3/4" Hose Thread
Heavy Cast Iron Head
1" Galvanized Pipe
Heavy Cast Brass or No-Lead Brass Valve Body
with two flow ways Patented Double Cyclinder Valve Body

Form No. 2127.5

1

⚠ Lead

MERRILL MANUFACTURING

LEAD — No-Lead

LOW-LEAD IAPMO R&T ™ — ❖ CA. Certified

B-7000 & BNL-7000 SERIES

PARTS LIST

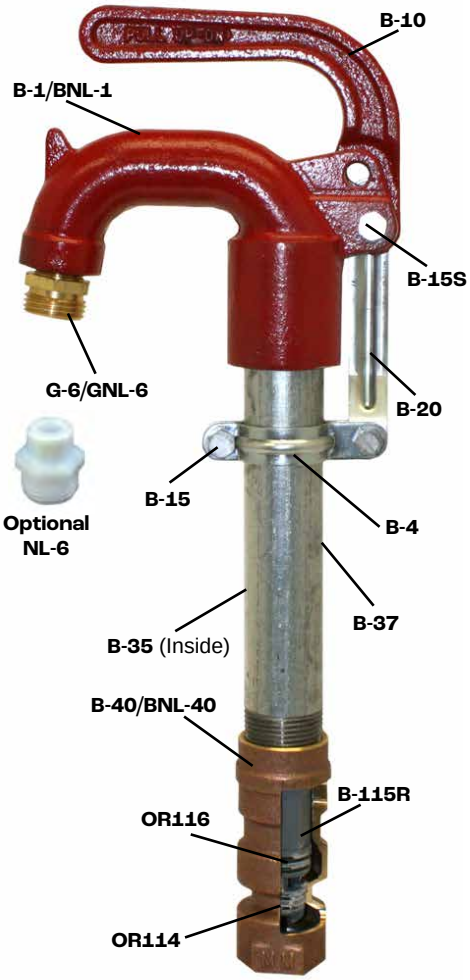

B-7000 & BNL-7000 Hydrant Flow Rate

WATER SYSTEM PRESSURE	GALLONS PER MINUTE (GPM)										
	0	5	10	15	20	25	30	35	40	45	50
10 PSI	4 GPM @ 10 PSI										
20 PSI	10 GPM @ 20 PSI										
30 PSI	12 GPM @ 30 PSI										
40 PSI	15 GPM @ 40 PSI										
60 PSI	20 GPM @ 60 PSI										
80 PSI	22 GPM @ 80 PSI										
100 PSI	26 GPM @ 100 PSI										

NOTE: Most common 1/2 hp submersible pumps output is 10GPM.

WARNING: This product can expose you to lead, which is known to the State of California to cause cancer, birth defects or other reproductive harm. (For more information go to www.p65warnings.ca.gov)

WARNING: This product meets Federal USA Drinking Water requirements but has not been specifically tested or approved as no-lead in the State of California.

FROST PROOF YARD HYDRANTS

STANDARD B-7000 HYDRANTS

Order No.	UPC Bar Code (Qty. 1)	Pipe Connection x Pipe Depth	Pipe Size	Overall Length	Approx. Wt./Lbs.
B101	6 42367 41329 3	1" x 1' Bury	1" Galv.	39.5"	11.0
B102	6 42367 41330 9	1" x 2' Bury	1" Galv.	51.5"	13.0
B103	6 42367 41328 6	1" x 3' Bury	1" Galv.	63.5"	15.3
B104	6 42367 41331 6	1" x 4' Bury	1" Galv.	75.5"	17.0
B105	6 42367 41332 3	1" x 5' Bury	1" Galv.	87.5"	19.0
B106	6 42367 41333 0	1" x 6' Bury	1" Galv.	99.5"	21.0
B107	6 42367 41334 7	1" x 7' Bury	1" Galv.	111.5"	23.0
B108	6 42367 41335 4	1" x 8' Bury	1" Galv.	123.5"	25.0

NOTE: The length of hydrant you need depends on the depth the water lines are buried in your area. If water lines are buried 4' you need the B104 - 4' bury below ground 28" above ground or 6'-4" total length.

FROST PROOF YARD HYDRANTS

NO-LEAD BNL-7000 HYDRANTS

Order No.	UPC Bar Code (Qty. 1)	Pipe Connection x Pipe Depth	Pipe Size	Overall Length	Approx. Wt./Lbs.
BNL101	6 42367 42347 6	1" x 1' Bury	1" Galv.	39.5"	11.0
BNL102	6 42367 42348 3	1" x 2' Bury	1" Galv.	51.5"	13.0
BNL103	6 42367 42349 0	1" x 3' Bury	1" Galv.	63.5"	15.3
BNL104	6 42367 42350 6	1" x 4' Bury	1" Galv.	75.5"	17.0
BNL105	6 42367 42351 3	1" x 5' Bury	1" Galv.	87.5"	19.0
BNL106	6 42367 42352 0	1" x 6' Bury	1" Galv.	99.5"	21.0
BNL107	6 42367 42353 7	1" x 7' Bury	1" Galv.	111.5"	23.0
BNL108	6 42367 42354 4	1" x 8' Bury	1" Galv.	123.5"	25.0

NOTE: The length of hydrant you need depends on the depth the water lines are buried in your area. If water lines are buried 4' you need the BNL104 - 4' bury below ground 28" above ground or 6'-4" total length.

PARTS LIST

Part No.	UPC Bar Code (Qty. 1)	Part Description
B-1	6 42367 41576 1	B-7000 Head Casting (Includes G-6)
BNL-1	6 42367 42440 4	B-7000 No-Lead Head Casting (Includes GNL-6)
G-6	6 42367 11756 6	Hose Thread Adapter
NL-6	6 42367 10876 2	Nylon Hose Thread Adapter
GNL-6	6 42367 41048 3	No-Lead Hose Thread Adapter
B-10	6 42367 41577 8	Lever Casting
B-15S	6 42367 41578 5	Lever Bolt
B-15	6 42367 41579 2	Clamp Bolts
B-4	6 42367 41580 8	Pipe Clamp
B-20	6 42367 41581 5	Lifting Strap
G-15A	6 42367 41582 2	Nuts for Clamp Bolt
B-16	6 42367 41583 9	Lever Pivot Control
B-50	6 42367 41584 6	Plunger Coupling
B-115R	6 42367 45238 4	Replacement Plunger Assembly - Parts No. B-115, B-50(2), OR114(2), OR116(2), 1/2" PVC 80
OR114	6 42367 00113 1	Bottom Plunger O-Rings (Std. Size 114)
OR116	6 42367 05481 6	Top Plunger O-Rings (Std. Size 116)
B-40	6 42367 41586 0	Valve Body
BNL-40	6 42367 42408 4	No-Lead Valve Body
B-37		1" Galvanized Pipe
B-35		PVC Riser

ORDER NO. PKBF
UPC Bar Code (Qty. 1)
6 42367 41598 3

PARTS KIT "BF" CONTAINS

Qty.	Part Number	
1	B-20	Lifting Strap
1	B-15S	Lever Bolt
2	B-15	Clamp Bolts
2	G-15A	Nuts for Clamp Bolt
2	OR114	Bottom Plunger O-Rings
2	OR116	Top Plunger O-Rings

MERRILL MANUFACTURING

1

Any Temp®/ H-3000 SERIES

HEATED YARD HYDRANT
FEATURES/BENEFITS

The Any Temp®/ H-3000 Series Water Riser/Heated Hydrant gives year 'round water service with use of self-regulating heat cable or by draining itself below frost line when shut off.

The Heated Hydrant is a simple unit designed to provide frost proof water service. It completes the sanitary installation from buried water line to above ground water connection, or supply pipe with shut-off valve, needed for each mobile or manufactured home.

* (1) **LOCKS OPEN OR CLOSED** Simply turn clockwise to lock hydrant open or closed and set screw lock provided so hydrant can not be adjusted without a hex wrench.
BENEFIT: Prevent vandalism or accidental shut off of water.

(2) **OUTLET OF HYDRANT** 3/4" pipe thread molded into Zytel® Super Tough by DuPont, one of the world's toughest thermoplastic.
BENEFIT: Standard pipe size for connection and will not corrode.

(3) **WATER FLOW** thru plunger and galvanized pipe or 3/4" rigid copper.
BENEFIT: Provides high flow rate needed without increasing cost.

* (4) **PLUNGER** has (4) Ethylene Propylene quad ring seals which never come out of adjustment, have longer life than O-rings and withstand higher pressures.
BENEFIT: Longest operating life ring seals.

(5) **HEAVY MOLDED DELRIN® VALVE BODY** Delrin® has been used in valves for over forty years and is molded to close tolerance.
BENEFIT: Will not corrode or rust out.

* (6) **EXTRA HEAVY STEEL COLLAR** at ground level to protect hydrant from normal abuse when mowing grass or shoveling snow.
BENEFIT: Hydrant will stand up to years of abuse.

(7) **SWIVEL PARTS** permit withdrawal of all moving parts without digging up hydrant. A 3/16" hex key will allow disassembly of hydrant by simply removing the two cap screws and pull up riser pipe with plunger for inspection.
BENEFIT: Very simple repair and taken apart with one tool.

* (8) **ENERGY EFFICIENT HEATING CABLE** A high technology self-regulating cable that provides only the amount of heat needed for the varying outdoor temperature and does not waste electricity like the heat rod used by another company. The heating cable has as long a life as any other on the market today.
BENEFIT: Longest life and very low cost of operation.

* (9) **HEATING CABLE BUILT INTO HYDRANT** Can not be stolen like heat rod used by another company, and no electrical hazard since heating cable is not immersed in water flow thru hydrant.
BENEFIT: Longest service life and no electrical hazard.

***EXCLUSIVE MERRILL QUALITY FEATURES**

Since 1986

Any Temp®/ H-3000
Water Riser/Heated Hydrant
Gives year 'round water service that drains below the frost line when shut off.

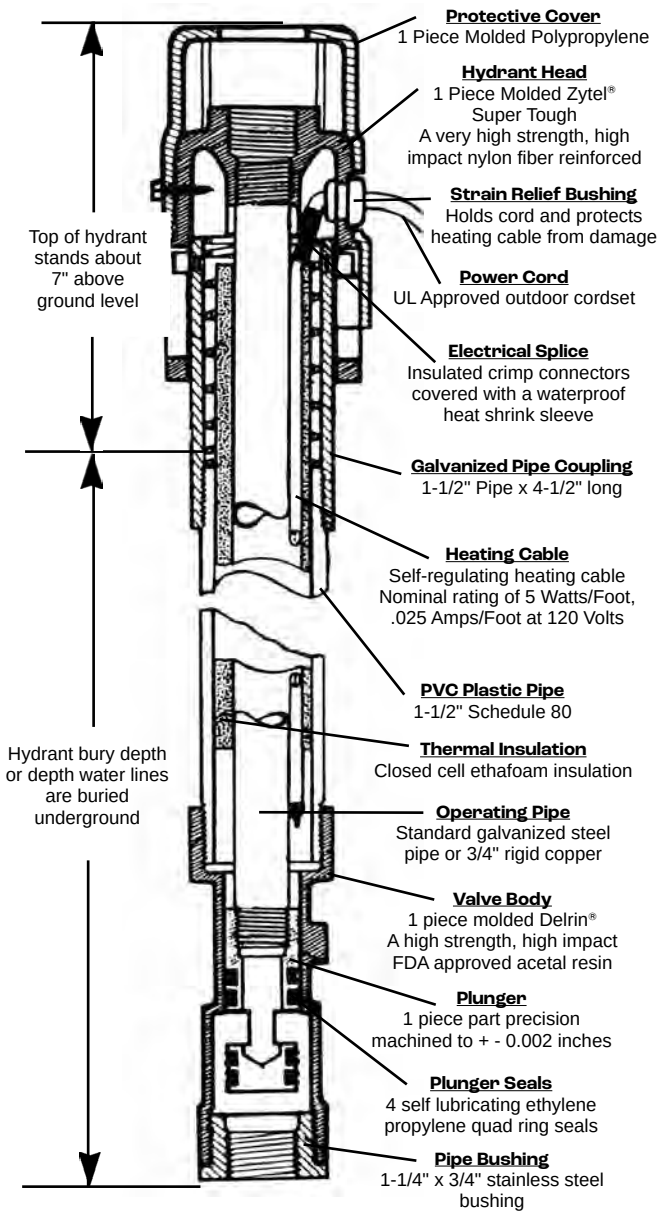

Recommended Maximum Operating Pressure 60 psi

Form No. 2007.14

1

MERRILL MANUFACTURING

Any Temp® / H-3000 SERIES

No-Lead

Specifications

Specify as follows:

Water Connectors shall be Merrill *Any Temp*® Heated Hydrant _____ft. bury with 5 watts/ft. self-regulating heating cable, Ethafoam insulation, simple sanitary straight line design.



Any Temp® / H-3000 Parts List

Order No.	UPC Bar Code (Qty. 1)	Part Description
H-1	6 42367 01606 7	Head Complete
H-1I	6 42367 01619 7	Self Tapping Insert for H1
H-2	6 42367 01621 0	Head Cover
H-4	6 42367 01641 8	Steel Collar
H-5	6 42367 01655 5	5/16" Socket Head Cap Screw
H-6	6 42367 01656 2	1/2" Self-Tapping Screw
Y-8	6 42367 03100 8	3/8" x 5/16" Socket Head Cap Screw
H-10		Heating Cable with Cord Set
H-11	6 42367 01618 0	Strain Relief Bushing
H-20	6 42367 06036 7	Ethafoam Insulation
H-35		Galvanized Pipe - Copper Tube
H-37		1-1/2" Sch. 80 PVC Pipe
SSHB12575	6 42367 12174 7	S.S. Hex Bushing
H-40	6 42367 01642 5	Valve Body
H-40D	6 42367 01644 9	Valve Body with Drain Hole
H-41	6 42367 01651 7	Plunger Assembly with 4 Quad Ring Seals
H-45X	6 42367 01653 1	Quad Ring Seals
A-250	6 42367 07720 4	Container of Silicone Lube
H3WK	6 42367 03431 3	Winterize Kit (for models with no drain holes)

Any Temp® / H-3000 with Drain Back

Order No.	UPC Bar Code (Qty. 1)	Inlet Size x Length	Riser Pipe	Overall Length	Approx. Wt./Lbs.
Standard					
H7501D	6 42367 01658 6	3/4" x 1' Bury	1/2" Galv. Pipe	18"	4.2
H7502D	6 42367 01661 6	3/4" x 2' Bury	1/2" Galv. Pipe	30"	5.7
H7503D	6 42367 01664 7	3/4" x 3' Bury	1/2" Galv. Pipe	42"	7.2
H7504D	6 42367 01667 8	3/4" x 4' Bury	1/2" Galv. Pipe	54"	8.8
H7505D	6 42367 01670 8	3/4" x 5' Bury	1/2" Galv. Pipe	66"	10.4
H7506D	6 42367 01673 9	3/4" x 6' Bury	1/2" Galv. Pipe	78"	12.0
H7507D	6 42367 01675 3	3/4" x 7' Bury	1/2" Galv. Pipe	90"	13.6
H7508D	6 42367 01677 7	3/4" x 8' Bury	1/2" Galv. Pipe	102"	15.2
H7510D	6 42367 01679 1	3/4" x 10' Bury	1/2" Galv. Pipe	126"	18.4
Deluxe					
DH7501D	6 42367 01118 5	3/4" x 1' Bury	3/4" Copper	18"	4.0
DH7502D	6 42367 01120 8	3/4" x 2' Bury	3/4" Copper	30"	5.5
DH7503D	6 42367 01122 2	3/4" x 3' Bury	3/4" Copper	42"	7.0
DH7504D	6 42367 01124 6	3/4" x 4' Bury	3/4" Copper	54"	8.6
DH7505D	6 42367 01126 0	3/4" x 5' Bury	3/4" Copper	66"	10.2
DH7506D	6 42367 01128 4	3/4" x 6' Bury	3/4" Copper	78"	11.8
DH7507D	6 42367 01130 7	3/4" x 7' Bury	3/4" Copper	90"	13.4
DH7508D	6 42367 01132 1	3/4" x 8' Bury	3/4" Copper	102"	15.0
DH7510D	6 42367 01134 5	3/4" x 10' Bury	3/4" Copper	126"	18.2

Heating Cable included. Insulation only (No Heating Cable) add "NC" after Order No.

Any Temp® / H-3000 for Municipal Water Systems

Order No.	UPC Bar Code (Qty. 1)	Inlet Size x Length	Pipe Size	Overall Length	Approx. Wt./Lbs.
Standard					
H7501	6 42367 01657 9	3/4" x 1' Bury	1/2" Galv. Pipe	18"	4.2
H7502	6 42367 01659 3	3/4" x 2' Bury	1/2" Galv. Pipe	30"	5.7
H7503	6 42367 01662 3	3/4" x 3' Bury	1/2" Galv. Pipe	42"	7.2
H7504	6 42367 01665 4	3/4" x 4' Bury	1/2" Galv. Pipe	54"	8.8
H7505	6 42367 01668 5	3/4" x 5' Bury	1/2" Galv. Pipe	66"	10.4
H7506	6 42367 01671 5	3/4" x 6' Bury	1/2" Galv. Pipe	78"	12.0
H7507	6 42367 01674 6	3/4" x 7' Bury	1/2" Galv. Pipe	90"	13.6
H7508	6 42367 01676 0	3/4" x 8' Bury	1/2" Galv. Pipe	102"	15.2
H7510	6 42367 01678 4	3/4" x 10' Bury	1/2" Galv. Pipe	126"	18.4
Deluxe					
DH7501	6 42367 01117 8	3/4" x 1' Bury	3/4" Copper	18"	4.0
DH7502	6 42367 01119 2	3/4" x 2' Bury	3/4" Copper	30"	5.5
DH7503	6 42367 01121 5	3/4" x 3' Bury	3/4" Copper	42"	7.0
DH7504	6 42367 01123 9	3/4" x 4' Bury	3/4" Copper	54"	8.6
DH7505	6 42367 01125 3	3/4" x 5' Bury	3/4" Copper	66"	10.2
DH7506	6 42367 01127 7	3/4" x 6' Bury	3/4" Copper	78"	11.8
DH7507	6 42367 01129 1	3/4" x 7' Bury	3/4" Copper	90"	13.4
DH7508	6 42367 01131 4	3/4" x 8' Bury	3/4" Copper	102"	15.0
DH7510	6 42367 01133 8	3/4" x 10' Bury	3/4" Copper	126"	18.2

With Heating Cable - No Drain Back. Insulation only (No Heating Cable) add "NC" after Order Number. **NOTE**: If unit is shut off and unplugged - Winterize Kit needed.

Any Temp® Flow Rates

WATER SYSTEM PRESSURE	GALLONS PER MINUTE (GPM)							
	0	10	20	30	40	50	60	70
20 PSI	30 GPM @ 20 PSI							
30 PSI	36.5 GPM @ 30 PSI							
40 PSI	43.5 GPM @ 40 PSI							
60 PSI	61 GPM @ 60 PSI							

WARNING: This product meets Federal USA Drinking Water requirements but has not been specifically tested or approved as no-lead in the State of California.

Form No. 2007.16

No-Lead

MERRILL MANUFACTURING

1

SUMMER AND WINTER WATER LINES

For Mobile / Manufactured Homes

Insulated only for warm climate or heated and insulated for cold climate.

Merrill's Water Line provides THE ANSWER for the outdoor water connection from water riser or heated hydrant. The Water Line is a complete factory assembled package with all the parts needed for a simple installation of the main water supply to the Mobile/Manufactured home.

Water Line Package contains:

- 3/4" Flexible Plastic Pipe
- 3/4" Pipe Thread to Plastic Pipe Fittings
- Stainless Steel Pipe Clamp
- 1/2" Thick Foam Insulation
- Engery Efficient Heating Cable with UL Approved Outdoor Electrical Cord

All factory assembled for easy end connection.

*Ideal for Installation with Merrill *Any Temp*®/H-3000 Heated Hydrants

A Frost Proof Riser Pipe and Shut-Off Valve for Connection to Buried Water Line.

Heated Water Line with Swivel*

Order No.	UPC Bar Code (Qty. 1)	Pipe Size	Pipe Length	Approx. Wt./Lbs.
HWLS6	6 42367 01702 6	3/4"	6'	2.6
HWLS8	6 42367 01703 3	3/4"	8'	2.8
HWLS10	6 42367 01697 5	3/4"	10'	3.0
HWLS12	6 42367 01698 2	3/4"	12'	3.2
HWLS15	6 42367 01699 9	3/4"	15'	3.7
HWLS20	6 42367 01700 2	3/4"	20'	4.2
HWLS25	6 42367 01701 9	3/4"	25'	4.7

With 1/2" thick insulation and self-regulating heating cable.

Standard Heated Water Line

Order No.	UPC Bar Code (Qty. 1)	Pipe Size	Pipe Length	Approx. Wt./Lbs.
HWL6	6 42367 01693 7	3/4"	6'	2.3
HWL8	6 42367 01694 4	3/4"	8'	2.5
HWL10	6 42367 01688 3	3/4"	10'	2.7
HWL12	6 42367 01689 0	3/4"	12'	2.9
HWL15	6 42367 01690 6	3/4"	15'	3.2
HWL20	6 42367 01691 3	3/4"	20'	3.7
HWL25	6 42367 01692 0	3/4"	25'	4.2

With 1/2" thick insulation and self-regulating heating cable.
Lengths other than listed available - Call for quote.

Insulated Water Line with Swivel*

Order No.	UPC Bar Code (Qty. 1)	Pipe Size	Pipe Length	Approx. Wt./Lbs.
IWLS6	6 42367 01767 5	3/4"	6'	2.3
IWLS8	6 42367 01768 2	3/4"	8'	2.5
IWLS10	6 42367 01762 0	3/4"	10'	2.7
IWLS12	6 42367 01763 7	3/4"	12'	2.9
IWLS15	6 42367 01764 4	3/4"	15'	3.2
IWLS20	6 42367 01765 1	3/4"	20'	3.7
IWLS25	6 42367 01766 8	3/4"	25'	4.2

With 1/2" thick insulation - no heating cable.
Lengths other than listed available - Call for quote.

Standard Insulated Water Line

Order No.	UPC Bar Code (Qty. 1)	Pipe Size	Pipe Length	Approx. Wt./Lbs.
IWL6	6 42367 01760 6	3/4"	6'	2.0
IWL8	6 42367 01761 3	3/4"	8'	2.2
IWL10	6 42367 01755 2	3/4"	10'	2.4
IWL12	6 42367 01756 9	3/4"	12'	2.6
IWL15	6 42367 01757 6	3/4"	15'	2.9
IWL20	6 42367 01758 3	3/4"	20'	3.4
IWL25	6 42367 01759 0	3/4"	25'	3.9

With 1/2" thick insulation - no heating cable.
Lengths other than listed available - Call for quote.

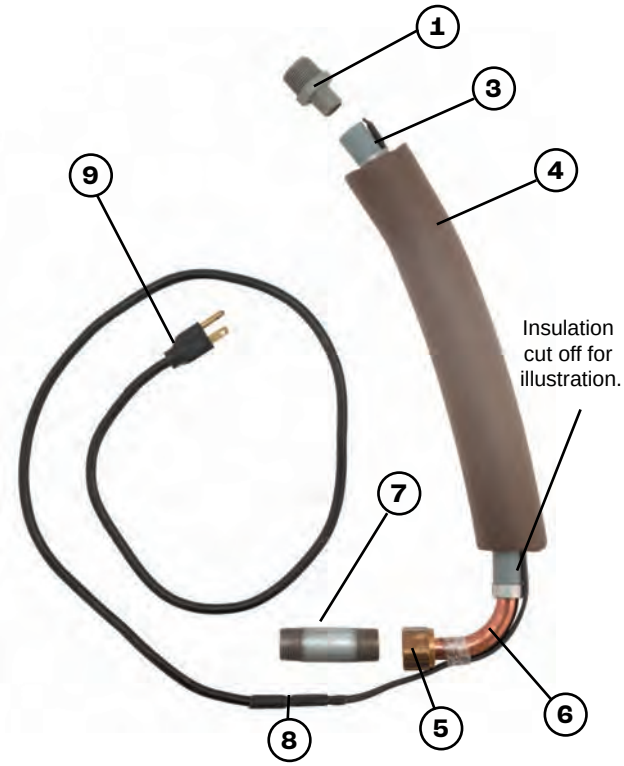

1) **Fitting** - 3/4" NPT pipe to 3/4" polyethylene acetal plastic insert fitting
2) **Clamp** - All stainless steel with 1/4" slotted hex head screw
3) **Plastic Pipe** - Flexible polyethylene pipe 3/4" - 160 PSI rated, approved by all plumbing codes (UPC, IAPMO, CSA, etc.)
4) **Pipe Insulation** - Flexible closed cell polyethylene foam 1/2" thick (Shown cut for illustration purposes).
5) **Heating Cable** - Self-regulating heating cable, nominal rating 5 watts/ft. at 120 volts
6) **Swivel Elbow** - 3/4" copper tube clamped on to poly pipe and brass nut for swivel
7) **Pipe Nipple** - 3/4" pipe x 3" long for connection to water supply and swivel elbow
8) **Electrical Splice** - Insulated crimp connectors covered with a waterproof heat shrink sleeve
9) **Power Cord** - UL approved outdoor cord 3 ft. long

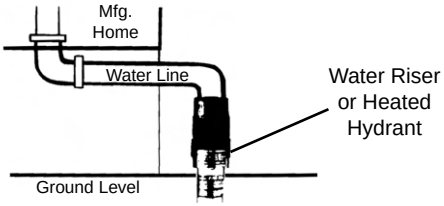

WARNING: This product meets Federal USA Drinking Water requirements but has not been specifically tested or approved as no-lead in the State of California.

Form No. 2007.14

1

MERRILL MANUFACTURING

LEAD

Y-1 SELF CLOSING SERIES

FROST PROOF YARD HYDRANT
FEATURES/BENEFITS

Several important improvements have been made on the self-closing hydrant over the years. These improvements and the basic design are why we believe the self-closing is the best hydrant of its type in the industry.

* (1) **SELF-CLOSING** Stainless steel spring and water pressure closes hydrant.
BENEFIT: Hydrant shuts off so water is not wasted. Ideal for public use.

(2) **LOCKS OPEN OR CLOSED** Simply push lock button to lock hydrant open or closed. (Available WITHOUT locking pin - so only open when the hydrant head is manually pushed down.)
BENEFIT: Hydrant can be locked to restrict use if needed.

(3) **BRASS OR NO-LEAD BRASS HOSE ADAPTER** Heavy-duty hose adapter for standard 3/4" hose coupling.
BENEFIT: Standard garden hose thread in long life non-corrosive brass or no-lead brass.

(4) **EXTRA THICK WALLED HEAD CASTING** greatly reduces breakage and insures longer life.
BENEFIT: Withstands years of use and rough service.

* (5) **FLOW CONTROL VALVE AVAILABLE** Standard hydrant sold without flow control valve, if wanted order separately. To install simply remove top plug.
BENEFIT: Flow rate can be regulated easily.

(6) **CAP SCREWS** Hydrants manufactured after 11/1/77 will have 3/8" x 5/16" self-locking socket head cap screws, and assembled with a locking sealant.
BENEFIT: Provides strong hold for hydrant head to pipe for years of service.

(7) **HIGH QUALITY GALVANIZED PIPE** 1" extra heavy pipe on outside and galvanized pipe on inside.
BENEFIT: Corrosion protected for long life.

(8) **NO EXPOSED THREADS** on inside pipe or outside pipe.
BENEFIT: No uncoated metal to rust for longest life.

* (9) **CAST IRON BODY WITH STAINLESS STEEL SLEEVE** for plunger seals to travel in, and pressed into heavy cast iron valve body for strength and economy.
BENEFIT: Economical smoother sealing surface for plunger seals.

* (10) **SOLID BRASS PLUNGER** Hydrants manufactured after 11/1/78 will have (3) ethylene propylene quad ring seals, self-lubricating and never come out of adjustment, have longer life, and withstand higher pressures.
BENEFIT: Longest operating life plunger of its type.

* (11) **SWIVEL PARTS** permit withdrawal of all moving parts without digging up hydrant. A 3/16" Hex Key will allow disassembly of hydrant by simply removing two cap screws and pull up inside pipe with plunger for inspection.
BENEFIT: Very easy to repair, simple reliable design.

***EXCLUSIVE MERRILL QUALITY FEATURES**

Since 1970

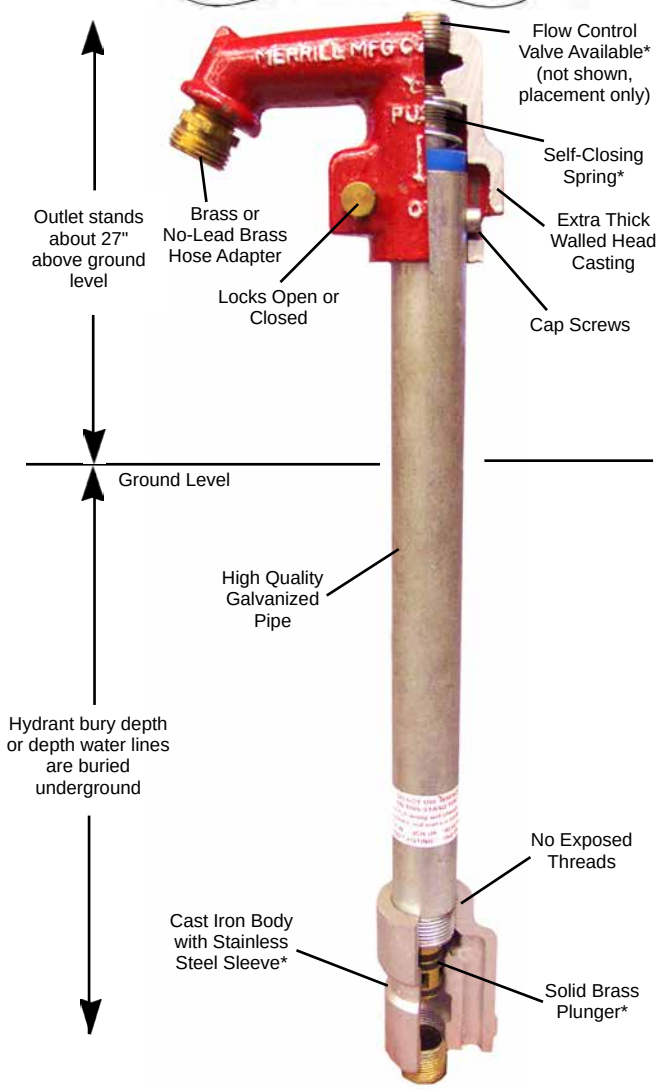

Y-1 FLOW RATES

WATER SYSTEM PRESSURE	STD. 3/4" GALLONS PER MINUTE (GPM)										
	0	5	10	15	20	25	30	35	40	45	50
20 PSI	13.6 GPM @ 20 PSI										
30 PSI	15.2 GPM @ 30 PSI										
40 PSI	18.8 GPM @ 40 PSI										
60 PSI	23 GPM @ 60 PSI										

Recommended Maximum Operating Pressure 60 psi
(Due to Self-Closing Design)
Most common submersible pump 1/2 hp, output 10 GPM.
Flow Control Valve Available.

Form No. 2009.15

Y-2 SELF CLOSING SERIES

FROST PROOF YARD HYDRANT
FEATURES/BENEFITS

Several important improvements have been made on the self-closing hydrant over the years. These improvements and the basic design are why we believe the self-closing is the best hydrant of its type in the industry.

* (1) **SELF-CLOSING** Stainless steel spring and water pressure closes hydrant.
BENEFIT: Hydrant shuts off so water is not wasted. Ideal for public use.

(2) **LOCKS OPEN OR CLOSED** Simply push lock button to lock hydrant open or closed.
BENEFIT: Hydrant can be locked to restrict use if needed.

(3) **BRASS OR NO-LEAD BRASS HOSE ADAPTER** Heavy-duty hose adapter for standard 3/4" hose coupling. Interchangeable with head plug for easier plumbing attachment when needed.
BENEFIT: Standard garden hose thread in long life non-corrosive brass or no-lead brass.

(4) **EXTRA THICK WALLED HEAD CASTING** greatly reduces breakage and insures longer life.
BENEFIT: Withstands years of use and rough service.

* (5) **HEAD PLUG** can be installed in front of head casting simply by changing places with hose adapter.
BENEFIT: Provides easier plumbing attachment when needed.

(6) **CAP SCREWS** Hydrants manufactured after 11/1/77 will have 3/8" x 5/16" self-locking socket head cap screws, and assembled with a locking sealant.
BENEFIT: Provides strong hold for hydrant head to pipe for years of service.

(7) **HIGH QUALITY GALVANIZED PIPE** 1" extra heavy pipe on outside and galvanized pipe on inside.
BENEFIT: Corrosion protected for long life.

(8) **NO EXPOSED THREADS** on inside pipe or outside pipe.
BENEFIT: No uncoated metal to rust for longest life.

* (9) **CAST IRON BODY WITH STAINLESS STEEL SLEEVE** for plunger seals to travel in and pressed into heavy cast iron valve body for strength and economy.
BENEFIT: Economical, smoother sealing surface for plunger seals.

* (10) **SOLID BRASS PLUNGER** Hydrants manufactured after 11/1/78 will have (3) ethylene propylene quad ring seals, self-lubricating and never come out of adjustment, have longer life and withstand higher pressures.
BENEFIT: Longest operating life plunger of its type.

* (11) **SWIVEL PARTS** permit withdrawal of all moving parts without digging up hydrant. A 3/16" Hex Key will allow disassembly of hydrant by simply removing two cap screws and pull up inside pipe with plunger for inspection.
BENEFIT: Very easy to repair, simple reliable design.

***EXCLUSIVE MERRILL QUALITY FEATURES**

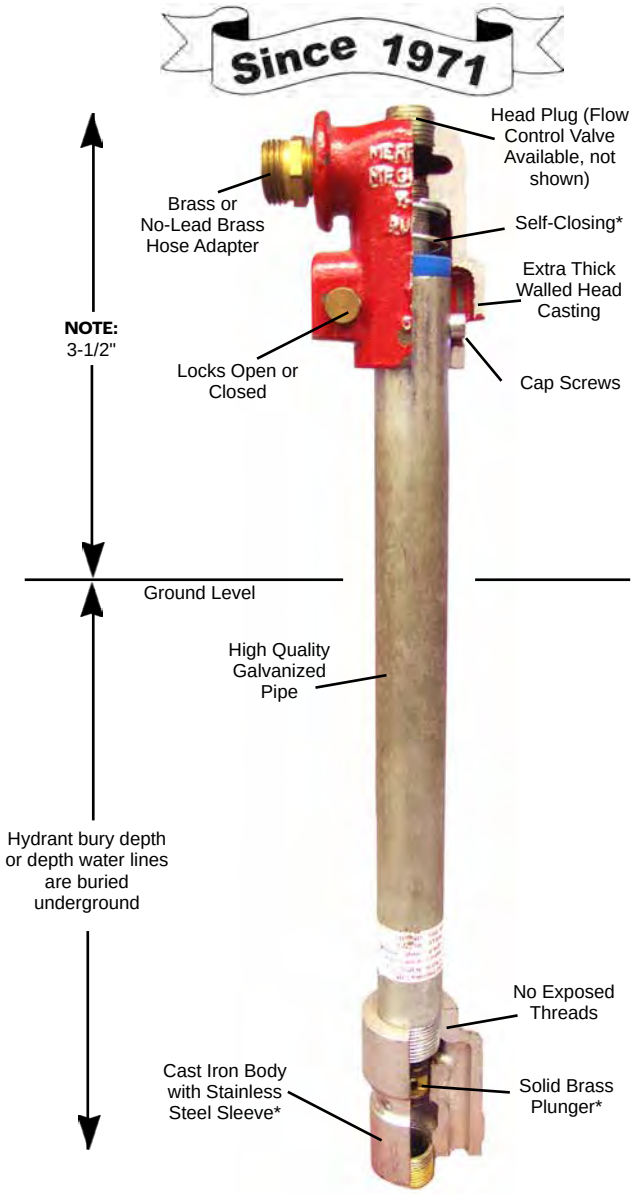

Y-2 FLOW RATES

WATER SYSTEM PRESSURE	STD. 3/4" GALLONS PER MINUTE (GPM)										
	0	5	10	15	20	25	30	35	40	45	50
20 PSI	13.6 GPM @ 20 PSI										
30 PSI	15.2 GPM @ 30 PSI										
40 PSI	18.8 GPM @ 40 PSI										
60 PSI	23 GPM @ 60 PSI										

Recommended Maximum Operating Pressure 60 psi
(Due to Self-Closing Design)
Most common submersible pump 1/2 hp, output 10 GPM.
Flow Control Valve Available.

Form No. 2009.12

1

⚠ Lead

MERRILL MANUFACTURING

LEAD

LOW-LEAD IAPMO R&T ™

No-Lead ❖ CA. Certified

Y-1 AND Y-2 SELF CLOSING PARTS

Y-1 Specifications

Inlet: 3/4" NPT Outlet: 3/4" Brass or No-Lead Brass Hose Thread
Self-Closing can be locked open or closed
Brass Plunger with three quad ring seals
1" Galvanized Pipe & Galvanized Internal Pipe
Outlet stands 27" above ground level

Y-1 SELF CLOSING - STANDARD 3/4" INLET

Order No.	UPC Bar Code (Qty. 1)	Inlet x Length	Overall Length	Approx. Wt./Lbs.
Y17501	6 42367 03038 4	3/4" x 1' Bury	40.3"	13.16
Y17502	6 42367 03039 1	3/4" x 2' Bury	52.3"	15.70
Y17503	6 42367 03040 7	3/4" x 3' Bury	64.3"	18.24
Y17504	6 42367 03041 4	3/4" x 4' Bury	76.3"	20.78
Y17505	6 42367 03042 1	3/4" x 5' Bury	88.3"	23.32
Y17506	6 42367 03043 8	3/4" x 6' Bury	100.3"	25.86
Y17507	6 42367 03044 5	3/4" x 7' Bury	112.3"	28.40
Y17508	6 42367 03045 2	3/4" x 8' Bury	124.3"	30.94
Y17510	6 42367 03046 9	3/4" x 10' Bury	148.3"	33.48

Y-2 Specifications

Inlet: 3/4" NPT Outlet: 3/4" Brass or No-Lead Brass Hose Thread
Self-Closing can be locked open or closed
Brass Plunger with three quad ring seals
1" Galvanized Pipe & Galvanized Internal Pipe
Outlet stands 3-1/2" above ground level

Y-2 SELF-CLOSING STANDARD 3/4" INLET

Order No.	UPC Bar Code (Qty. 1)	Inlet Size x Length	Overall Length	Approx. Wt./Lbs.
Y27502	6 42367 03054 4	3/4" x 2' Bury	29"	10.10
Y27503	6 42367 03055 1	3/4" x 3' Bury	41"	12.64
Y27504	6 42367 03056 8	3/4" x 4' Bury	53"	15.18
Y27505	6 42367 03057 5	3/4" x 5' Bury	65"	17.72
Y27506	6 42367 03058 2	3/4" x 6' Bury	77"	20.26
Y27507	6 42367 03059 9	3/4" x 7' Bury	89"	22.80
Y27508	6 42367 03060 5	3/4" x 8' Bury	101"	25.34
Y27510	6 42367 03061 2	3/4" x 10' Bury	125"	27.88

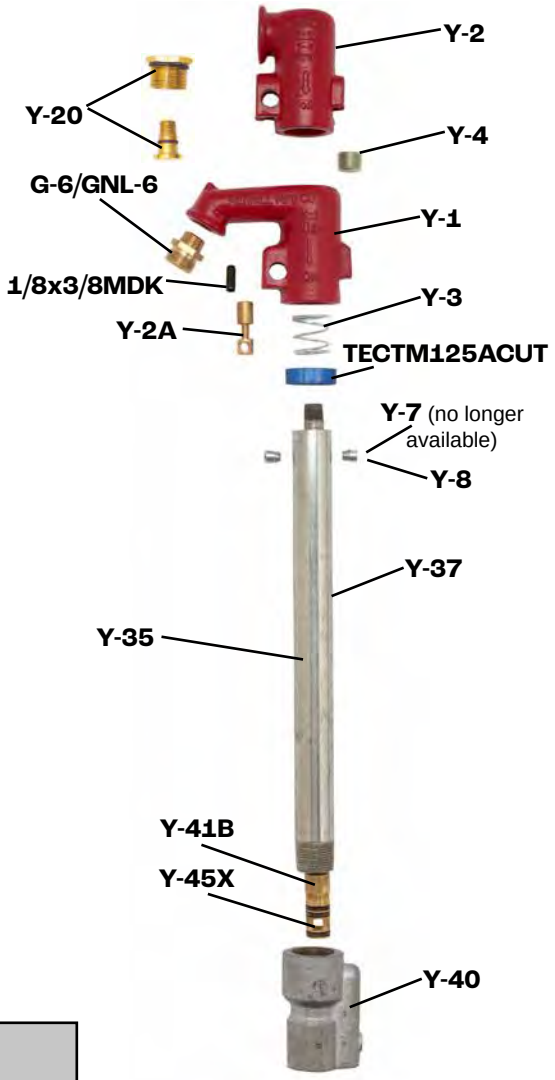

Y-1 AND Y-2 PARTS LIST

Order No.	UPC Bar Code (Qty. 1)	Parts Description
Y-1	6 42367 03035 3	Head Complete-Part No. Y-2A, Y-4, G-6, 1/8x3/8MDK
Y-2	6 42367 03052 0	Head Complete-Part No. Y-2A, Y-4, G-6, 1/8x3/8MDK
Y-2A	6 42367 03062 9	Lock Pin
1/8x3/8MDK	6 42367 00051 6	Roll Pin
Y-3	6 42367 03068 1	Compression Spring
TECTM125ACUT	6 42367 10014 8	Spring Retainer
Y-4	6 42367 03089 6	Countersunk Head Plug
G-6	6 42367 01543 5	Brass Hose Thread Adapter
GNL-6	6 42367 41048 3	No-Lead Hose Thread Adapter
Y-7		1/4" x 1/4" Socket Head Cap Screw (no longer available) (used before 11/1/77)
Y-8	6 42367 03100 8	3/8" x 5/16" Self-Locking Socket Head Cap Screw (used after 11/1/77)
Y-20	6 42367 03053 7	Flow Control Valve (Optional)
Y-35		3/8" Galvanized Pipe
Y-37		1" Galvanized Pipe
Y-40	6 42367 03090 2	Valve Body with Stainless Steel Insert
Y-41B	6 42367 03096 4	Plunger with Seals
Y-45X	6 42367 03098 8	Quad Ring Seals (used after 11/1/78)
A-250	6 42367 07720 4	Container of Silicone Lube

HYDRANTS AVAILABLE WITH OPTIONAL

No-Lead Brass Vacuum Breakers

❖ **BVBADNL75** 3/4" Hose - Brass Finish - AUTO DRAIN - No-Lead

BVBNL75M 3/4" Hose - Brass Finish - MANUAL DRAIN - No-Lead

BVBADNL75
Code Approved and Marked
No-Lead
NSF
ASSE-1011
UPC
CSA B64.2.2

BVBADNL75

BVBNL75M
Code Approved and Marked
No-Lead
ASSE-1011
UPC
CSA B64.2.2

BVBNL75M

⚠ WARNING: This product can expose you to lead, which is known to the State of California to cause cancer, birth defects or other reproductive harm. (For more information go to www.p65warnings.ca.gov)

LEAD WARNING: This product meets Federal USA Drinking Water requirements but has not been specifically tested or approved as no-lead in the State of California.

Form No. 2009.21

No-Lead ❖ CA. Certified

MERRILL MANUFACTURING

⚠ Lead

YARD HYDRANT ACCESSORIES

Hose Thread Bibb Adapters

Order No.	UPC Bar Code (Qty. 1)	Description
⚠ HBA750	6 42367 01682 1	3/4" male hose x 3/4" female hose
• Optional for M-2000 Series Yard Hydrants.		
⚠ HBA500 or G-6	6 42367 01543 5	3/4" hose x 1/2" NPT
• Replacement hose bibb adapter for Any Flow, Self Closing and C-1000 Series Yard Hydrants.		
⚠ G-7	6 42367 10992 9	3/4" hose x 3/4" NPT
GNL-7	6 42367 41985 1	No-Lead Brass 3/4" hose x 3/4" NPT
NL-6	6 42367 10876 2	Nylon 3/4" hose x 1/2" NPT
GNL-6	6 42367 41048 3	No-Lead Brass 3/4" hose x 1/2"NPT

HBA750 HBA500 or G6 G7 NL-6 GNL6

No-Lead Vacuum Breakers

Order No.	UPC Bar Code (Qty. 1)	Description	Ctn. Qty.	Approx. Wt./Lbs
❖ BVBADNL75	6 42367 12470 0	3/4" hose thread no-lead brass finish AUTOMATIC DRAIN - No-Lead	6	0.33
BVBNL75M	6 42367 41957 8	3/4" hose thread no-lead brass finish MANUAL DRAIN - No-Lead	20	0.22

BVBADNL75
Code Approved and Marked
No-Lead
NSF
ASSE-1011
UPC
CSA B64.2.2

BVBADNL75

BVBNL75M

BVBNL75M
Code Approved and Marked
No-Lead
ASSE-1011
UPC
CSA B64.2.2

Merrill Universal Yard Hydrant - Parts Kit "U"

Part No.	Description	Hydrant Part Used In	Qty.
⚠ G-6	Hose Adapter	Any Flow, C-1000	2
G-20	Draw Straps	Any Flow, C-1000, M-2000	3 pr.
G-25	Pivot Connector & Nuts	Any Flow, C-1000, M-2000	2
G-30	Packing Nut	Any Flow, C-1000, M-2000	3
G-45	Stainless Steel Rod	Any Flow, C-1000, M-2000	2
⚠ G-50	Brass Reducer (3/8" - 7/16")	Any Flow	2
P-50	Steel Connector (3/8" - 3/8")	C-1000, M-2000	2
⚠ G-85	3/8" Leather Beveled Bibb Washer	Any Flow	3
G-105	Cup Leathers	Any Flow	3 pr.
⚠ G-115	Plunger Assembly	Any Flow	2
A-115	Plunger	C-1000	2
P-115	Plunger	M-2000	2

Order No.	UPC Bar Code (Qty.1)	Weight
⚠ UPK	6 42367 02834 3	3.0 lbs.

UPK

No-Lead Bronze Hydrant Ells and Tees

- Reduced number of fittings
- Flat sides for wrench
- Flat bottom for better installation
- Will not break by ground settling like plastic fittings

Order No.	UPC Bar Code (Qty. 1)	Insert Size x MIP Size	Ctn. Qty.	Approx. Wt./Lbs.
❖ RBHENL75	6 42367 12520 2	3/4" x 3/4"	10	0.42
❖ RBHENL100	6 42367 12521 9	1" x 3/4"	10	0.52
❖ RBHELNL100	6 42367 12522 6	1" x 3/4"	10	0.61
❖ RBHENL1025	6 42367 12526 4	1-1/4" x 1"	5	0.90
❖ RBHENL1000	6 42367 12523 3	1" x 1"	10	0.58
❖ RBHELNL1000	6 42367 12524 0	1" x 1"	10	0.62
❖ RBHENL125	6 42367 12525 7	1-1/4" x 1-1/4"	5	0.86
❖ RBHTNL75	6 42367 12533 2	3/4" x 3/4"	10	0.48
❖ RBHTNL7510	6 42367 12534 9	1" x 3/4"	10	0.63
❖ RBHTNL1000	6 42367 12535 6	1" x 1"	10	0.72

RBHENL100

RBHENL1000

RBHTNL75

RBHTNL1000

Stainless Steel Hydrant Ells and Tees

- Full length set of insert barbs
- Solid casting for strength and economy
- Flat sides for wrench
- Flat bottom for better installation
- Will not break by ground settling like plastic fittings

Order No.	UPC Bar Code (Qty. 1)	Insert Size x MIP Size	Ctn. Qty.	Approx. Wt./Lbs.
❖ SSHE75	6 42367 41160 2	3/4" x 3/4"	10	0.5
❖ SSHE100	6 42367 12119 8	1" x 3/4"	10	0.7
❖ SSHE1000	6 42367 12117 4	1" x 1"	10	0.6
SSHE1025	6 42367 43281 2	1-1/4" x 1"	5	0.8
❖ SSHE125	6 42367 12115 0	1-1/4" x 1-1/4"	5	0.9
❖ SSHT75	6 42367 41871 7	3/4" x 3/4"	10	0.5
❖ SSHT7510	6 42367 41872 4	1" x 3/4"	10	0.6
❖ SSHT100	6 42367 41873 1	1" x 1"	10	0.7

SSHE1000

SSHE125

SSHT75

SSHT100

WARNING: This product can expose you to lead, which is known to the State of California to cause cancer, birth defects or other reproductive harm. (For more information go to www.p65warnings.ca.gov)

WARNING: This product meets Federal USA Drinking Water requirements but has not been specifically tested or approved as no-lead in the State of California.

Form No. 2010.21

1 Imported China Frost Proof Yard Hydrant Replacement Parts List*

⚠ Lead
No Lead

⚠ **MHCYHH**
Handle Casting
Bar Code (Qty.1)
6 42367 10147 3



⚠ **MHCYHHD**
Head Casting
Bar Code (Qty.1)
6 42367 10148 0



⚠ **MHCYHBA**
Lower Valve Assembly
Bar Code (Qty.1)
6 42367 10144 2

MHCYHP
Valve Plunger
Bar Code (Qty.1)
6 42367 10151 0

⚠ **MHCYHCR**
Clevis Rod
Bar Code (Qty.1)
6 42367 10146 6

Low Quality Product Sold By Others



* An Extra Merrill Customer Service.

We have competitors (low end) Yard Hydrant Parts in stock for repair needs on old hydrants - eliminate your parts problems and buy only quality Merrill Yard Hydrants.

MERRILL MANUFACTURING

WARNING: This product can expose you to lead, which is known to the State of California to cause cancer, birth defects or other reproductive harm. (For more information go to www.p65warnings.ca.gov)

WARNING: This product meets Federal USA Drinking Water requirements but has not been specifically tested or approved as no-lead in the State of California.

No-Lead ❖ CA. Certified

MERRILL MANUFACTURING

SP PITLESS UNITS

Stainless Steel Discharge Fitting at Bottom of Page

2

Protect your precious water supply with a Merrill Pitless Unit. The highest quality installation plus the best for water safety and sanitation. They save the contractor installation and servicing headaches, and give the well owner years and years of long trouble-free service.

FEATURES/BENEFITS SINCE 1952

(1) CERTIFIED WATERTIGHT PITLESS UNITS & CAPS Tested and approved by Pitless Adapter Standard PAS-1, PAS-2, PAS-97(2019)(R 2023), ASSE Standard #1093-2019(R 2023) and Illinois Code.
BENEFIT: Approved by all stringent state well codes.

(2) 100% PRESSURE TEST OF ALL UNITS* at factory to insure seal to discharge plus parts are pinned in place.
BENEFIT: Guarantees pitless unit lines up and seals when servicing well.

(3) POSITIVE MECHANICAL SEAL* By simply turning the stainless steel adjusting nut at the top of the well. Custom wrench available from the factory.
BENEFIT: Easy to work on and will not rust.

(4) FULL DIAMETER ACCESS TO WELL No obstructions that may need to be removed before working on well, common to pitless adapters.
BENEFIT: Eliminates extra work when re-working or re-drilling well.

(5) RECESSED SEALING SURFACE* in discharge outlet to insure an undamaged sealing surface when pump is pulled or well is re-worked. Pitless units by OTHER companies do not have a protected sealing surface and use carbon steel or gray iron which corrodes and deteriorates. Merrill uses stainless steel.
BENEFIT: Reccessed out of well so it can not be damaged and is made of quality material.

(6) STAINLESS STEEL DISCHARGE AND STAINLESS STEEL ELBOW* (CAST IRON ELBOW on 8" UNIT) to insure a long life, and easy disengaging for future work on pump or well. Outside of pitless casing is painted, not standard with other companies.
BENEFIT: Long service life, easy service for years to come.

(7) ONE-STANDARD O-RING to assure a safe and simple installation, and easy servicing.
BENEFIT: Can be found in most local areas.

(8) MALE THREAD, PLAIN END, OR COMPRESSION* available on end of pitless casing for connection to well.
BENEFIT: Easy connection to well casing for all installations.

(9) SUPPORT PLATE HOLDS WEIGHT* Minimize danger of losing pump or pipe down well.
BENEFIT: Will support more weight.

(10) CABLE SLOT IN SUPPORT PLATE allows you to install and service pump without a splice in submersible cable.
BENEFIT: Splice in cable could be eliminated.

(11) GROUND SCREW IN SUPPORT PLATE* provides a simple and easily accessible connection for the electrical ground of the pump cable.
BENEFIT: Easy connection for ground wire.

(12) SIMPLE DISENGAGEMENT FOR SERVICE* By simply turning the stainless steel adjusting nut, the entire water system outside the well can be drained WITHOUT pulling the pump (impossible with other pitless units).
BENEFIT: Simple answer for seasonal homes.

(13) WATERTIGHT CAPS ARE AVAILABLE
BENEFIT: A well cap for all well codes.

(14) STAINLESS STEEL ELBOW FITTING availabe for discharge

Merrill SP Pitless Units are Certified

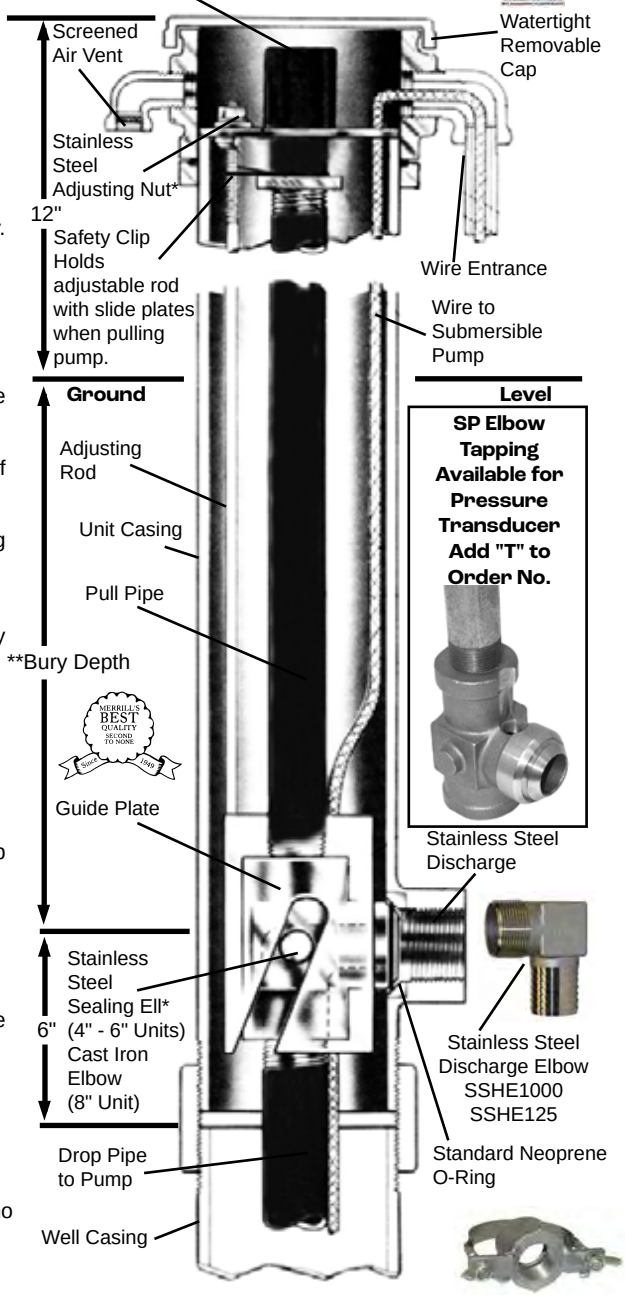

Specifications

Complete pitless units - casing, discharge outlet, internal parts complete with pull pipe, and watertight or ventilated caps. Full diameter access in well with no obstructions and recessed stainless steel sealing surface or stainless steel discharge. Corrosion free or corrosion protected parts - stainless steel elbow (cast iron elbow on 8" unit), galvanized pipe, stainless steel adjusting nut, painted casing. Support plate at top of unit holds weight to take stress off internal parts, and ground screw included for electrical pump cable.

*** Exclusive MERRILL Quality Features**

**** NOTE:** Length of internal parts are bury depth plus 12 inches for well codes, or 4 ft. bury is approximately 5.5 ft. long.

Custom wrenches for stainless steel adjusting nut available from Merrill.

SP Unit Test Fixture

- Simple way to flush and test a well
- Fits SP4 and SP5

Part No.	UPC Bar Code (Qty. 1)	Pipe Connection
SPTF125	6 42367 11782 5	1-1/4"

Stainless Steel Elbow Discharge Fittings

Order No.	UPC Bar Code (Qty. 1)	Insert MIP Size x Size
❖ SSHE1000	6 42367 12117 4	1" x 1"
❖ SSHE125	6 42367 12115 0	1-1/4" x 1-1/4"

Custom Wrenches

Order No.	UPC Bar Code (Qty. 1)	Casting Size
SP46WR	6 42367 41178 7	4" x 6"
SP8WR	6 42367 05413 7	8"

WARNING: This product meets Federal USA Drinking Water requirements but has not been specifically tested or approved as no-lead in the State of California.

Form No. 2012.20

2 Stainless Steel Discharge Fitting at Bottom of Page

MERRILL MANUFACTURING

No-Lead ❖ CA. Certified

SP PITLESS UNITS

NOTE	Product I.D.	Well Size	Bury Depth	Well Cap	Options
Order No. Breakdown	SP for Sub Pitless	4 for 4" I.D. Casing	04 for 4" Bury Depth	WC Watertight Cap	CC40 Compression Coupling

Two Well Cap Models Available — WC or WCB for Watertight Cap

Order No.	UPC Bar Code (Qty. 1)	Well Bury Size & Depth	Drop Pipe & Discharge	WC-Series Order No.	UPC Bar Code (Qty. 1)	Approx. Wt./Lbs. w/WC Cap	WCB-Series Order No.	UPC Bar Code (Qty. 1)	Complete Inside Assembly
SP400 Series									
SP401	6 42367 02459 8	4" x 1'	1-1/4"	**SP401WC**	6 42367 02462 8	45	**SP401WCB**	6 42367 05818 0	**SP401CIA**
SP402	6 42367 02464 2	4" x 2'	1-1/4"	**SP402WC**	6 42367 02467 3	56	**SP402WCB**	6 42367 05819 7	**SP402CIA**
SP403	6 42367 02469 7	4" x 3'	1-1/4"	**SP403WC**	6 42367 02474 1	67	**SP403WCB**	6 42367 05820 3	**SP403CIA**
SP404	6 42367 02476 5	4" x 4'	1-1/4"	**SP404WC**	6 42367 02479 6	78	**SP404WCB**	6 42367 05821 0	**SP404CIA**
SP405	6 42367 02481 9	4" x 5'	1-1/4"	**SP405WC**	6 42367 02484 0	89	**SP405WCB**	6 42367 05822 7	**SP405CIA**
SP406	6 42367 02486 4	4" x 6'	1-1/4"	**SP406WC**	6 42367 02489 5	100	**SP406WCB**	6 42367 05823 4	**SP406CIA**
SP407	6 42367 02491 8	4" x 7'	1-1/4"	**SP407WC**	6 42367 02494 9	111	**SP407WCB**	6 42367 05824 1	**SP407CIA**
SP408	6 42367 02496 3	4" x 8'	1-1/4"	**SP408WC**	6 42367 02499 4	122	**SP408WCB**	6 42367 05825 8	**SP408CIA**

WC Series Watertight Cap - Cable Entrance = 1" Vent Included = 1/2"

WCB Series Watertight Cap - Cable Entrance = 1-1/2" Vent Not Included

NOTE: Compression couplings available for SP4. Add CC40 to Order No. (See Below)

SP500 Series									
SP50114	6 42367 05798 5	5" x 1'	1-1/4"	**SP501WC14**	6 42367 05814 2	53	**SP501WCB14**	6 42367 05826 5	**SP50114CIA**
SP50214	6 42367 05799 2	5" x 2'	1-1/4"	**SP502WC14**	6 42367 05815 9	71	**SP502WCB14**	6 42367 05827 2	**SP50214CIA**
SP50314	6 42367 05800 5	5" x 3'	1-1/4"	**SP503WC14**	6 42367 02513 7	89	**SP503WCB14**	6 42367 05828 9	**SP50314CIA**
SP50414	6 42367 05801 2	5" x 4'	1-1/4"	**SP504WC14**	6 42367 02518 2	111	**SP504WCB14**	6 42367 05829 6	**SP50414CIA**
SP50514	6 42367 05802 9	5" x 5'	1-1/4"	**SP505WC14**	6 42367 02523 6	129	**SP505WCB14**	6 42367 05830 2	**SP50514CIA**
SP50614	6 42367 05803 6	5" x 6'	1-1/4"	**SP506WC14**	6 42367 03731 4	140	**SP506WCB14**	6 42367 04324 7	**SP50614CIA**
SP50714	6 42367 05804 3	5" x 7'	1-1/4"	**SP507WC14**	6 42367 05816 6	159	**SP507WCB14**	6 42367 05831 9	**SP50714CIA**
SP50814	6 42367 05805 0	5" x 8'	1-1/4"	**SP508WC14**	6 42367 05817 3	177	**SP508WCB14**	6 42367 05832 6	**SP50814CIA**
SP5012	6 42367 05833 3	5" x 1'	2"	**SP501WC2**	6 42367 05690 2	63	**SP501WCB2**	6 42367 05852 4	**SP5012CIA**
SP5022	6 42367 05834 0	5" x 2'	2"	**SP502WC2**	6 42367 05849 4	81	**SP502WCB2**	6 42367 05853 1	**SP5022CIA**
SP5032	6 42367 05835 7	5" x 3'	2"	**SP503WC2**	6 42367 05728 2	97	**SP503WCB2**	6 42367 05854 8	**SP5032CIA**
SP5042	6 42367 05836 4	5" x 4'	2"	**SP504WC2**	6 42367 05704 6	116	**SP504WCB2**	6 42367 05856 2	**SP5042CIA**
SP5052	6 42367 05837 1	5" x 5'	2"	**SP505WC2**	6 42367 05691 9	132	**SP505WCB2**	6 42367 05857 9	**SP5052CIA**
SP5062	6 42367 05838 8	5" x 6'	2"	**SP506WC2**	6 42367 05705 3	150	**SP506WCB2**	6 42367 05858 6	**SP5062CIA**
SP5072	6 42367 05839 5	5" x 7'	2"	**SP507WC2**	6 42367 05850 0	168	**SP507WCB2**	6 42367 05859 3	**SP5072CIA**
SP5082	6 42367 05840 1	5" x 8'	2"	**SP508WC2**	6 42367 05851 7	186	**SP508WCB2**	6 42367 05860 9	**SP5082CIA**

WC Series Watertight Cap - Cable Entrance = 1" Vent Included = 3/4"

WCB Series Watertight Cap - Cable Entrance = 1-1/2" Vent Not Included

NOTE: Compression couplings available for SP5. Add CC50 to Order No. (See Below)

SP Pitless Units Extra Options Available

Add "T" to Order No. Pressure transducer connection 3/8" tapped hole on elbow of SP Unit
Add "H" to Order No. Hole in support plate for tube to chlorinate well
Add "XD" to Order No. Water return line, extra stainless steel discharge on 3" larger SP Unit
Add "CC" to Order No. Compression Coupling for quick connection to casing
Add "P" to Order No. Plain end to weld SP Unit casing - Standard SP has threaded end
*SP Units are also available with special bury depths (Available by quote per application)
**SSP Pitless Units - All 304 Stainless steel including S.S. Well Casing, S.S. Internal parts, and S.S. Discharge (available by quote per application)

Custom wrenches for stainless steel adjusting nut available from Merrill.

SSHE1000

Custom Wrenches

Order No.	UPC Bar Code (Qty. 1)	Casting Size
SP46WR	6 42367 41178 7	4" x 6"
SP8WR	6 42367 05413 7	8"

Stainless Steel Elbow Discharge Fittings

Order No.	UPC Bar Code (Qty. 1)	Insert MIP Size x Size
❖ **SSHE1000**	6 42367 12117 4	1" x 1"
❖ **SSHE125**	6 42367 12115 0	1-1/4" x 1-1/4"

WARNING: This product meets Federal USA Drinking Water requirements but has not been specifically tested or approved as no-lead in the State of California.

Form No. 2012.19

No-Lead ❖ CA. Certified

MERRILL MANUFACTURING

Stainless Steel Discharge Fitting at Bottom of Page

2

SP PITLESS UNITS

NOTE	Product I.D.	Well Size	Bury Depth	Well Cap	Options
Order No. Breakdown	SP for Sub Pitless	4 for 4" I.D. Casing	04 for 4" Bury Depth	WC Watertight Cap	CC40 Compression Coupling

Two Well Cap Models Available — WC or WCB for Watertight Cap

Order No.	UPC Bar Code (Qty. 1)	Well Bury Size & Depth	Drop Pipe & Discharge	WC-Series Order No.	UPC Bar Code (Qty. 1)	Approx. Wt./Lbs. w/WC Cap	WCB-Series Order No.	UPC Bar Code (Qty. 1)	Complete Inside Assembly
SP600 Series									
SP601	6 42367 02538 0	6" x 1'	2"	**SP601WC**	6 42367 02541 0	70	**SP601WCB**	6 42367 05861 6	**SP601CIA**
SP602	6 42367 02542 7	6" x 2'	2"	**SP602WC**	6 42367 02545 8	93	**SP602WCB**	6 42367 05862 3	**SP602CIA**
SP603	6 42367 02546 5	6" x 3'	2"	**SP603WC**	6 42367 02549 6	114	**SP603WCB**	6 42367 05863 0	**SP603CIA**
SP604	6 42367 02550 2	6" x 4'	2"	**SP604WC**	6 42367 02553 3	139	**SP604WCB**	6 42367 05864 7	**SP604CIA**
SP605	6 42367 02554 0	6" x 5'	2"	**SP605WC**	6 42367 02557 1	158	**SP605WCB**	6 42367 05865 4	**SP605CIA**
SP606	6 42367 02558 8	6" x 6'	2"	**SP606WC**	6 42367 02561 8	181	**SP606WCB**	6 42367 05866 1	**SP606CIA**
SP607	6 42367 02562 5	6" x 7'	2"	**SP607WC**	6 42367 02565 6	202	**SP607WCB**	6 42367 05867 8	**SP607CIA**
SP608	6 42367 02566 3	6" x 8'	2"	**SP608WC**	6 42367 02569 4	224	**SP608WCB**	6 42367 05868 5	**SP608CIA**

WC Series Watertight Cap - Cable Entrance = 1-1/4" Vent Included = 3/4"

WCB Series Watertight Cap - Cable Entrance = 1-1/2" Vent Not Included

NOTE: Compression couplings available for SP6. Add CC60 to Order No. (See Below)

SP800 Series									
SP801	6 42367 05869 2	8" x 1'	3"	**SP801WC**	6 42367 02572 4	159	**SP801WCB**	6 42367 45414 2	**SP801CIA**
SP802	6 42367 05870 8	8" x 2'	3"	**SP802WC**	6 42367 02574 8	194	**SP802WCB**	6 42367 45415 9	**SP802CIA**
SP803	6 42367 05871 5	8" x 3'	3"	**SP803WC**	6 42367 02576 2	228	**SP803WCB**	6 42367 45416 6	**SP803CIA**
SP804	6 42367 05872 2	8" x 4'	3"	**SP804WC**	6 42367 02578 6	264	**SP804WCB**	6 42367 45417 3	**SP804CIA**
SP805	6 42367 03732 1	8" x 5'	3"	**SP805WC**	6 42367 02580 9	299	**SP805WCB**	6 42367 45418 0	**SP805CIA**
SP806	6 42367 05873 9	8" x 6'	3"	**SP806WC**	6 42367 02582 3	334	**SP806WCB**	6 42367 45419 7	**SP806CIA**
SP807	6 42367 05874 6	8" x 7'	3"	**SP807WC**	6 42367 02584 7	369	**SP807WCB**	6 42367 45420 3	**SP807CIA**
SP808	6 42367 05875 3	8" x 8'	3"	**SP808WC**	6 42367 02586 1	404	**SP808WCB**	6 42367 45421 0	**SP808CIA**

WC Series Watertight Cap - Cable Entrance = 1-1/2" Vent Included = 1"

SP Pitless Units Extra Options Available

Add "T" to Order No. Pressure transducer connection 3/8" tapped hole on elbow of SP Unit
Add "H" to Order No. Hole in support plate for tube to chlorinate well
Add "XD" to Order No. Water return line, extra stainless steel discharge on 3" larger SP Unit
Add "CC" to Order No. Compression Coupling for quick connection to casing
Add "P" to Order No. Plain end to weld SP Unit casing - Standard SP has threaded end
*SP Units are also available with special bury depths (Available by quote per application)
**SSP Pitless Units - All 304 Stainless steel including S.S. Well Casing, S.S. Internal parts, and S.S. Discharge (available by quote per application)

NOTE: SP UNITS ARE AVAILABLE AT SPECIAL BURY DEPTHS BY QUOTE PER APPLICATION.
NOTE: All pitless units listed above have passed the pitless adapter standard PAS-1, PAS-2, PAS-97(2019)(R 2023), ASSE Standard #1093-2019(R 2023) and Illinois Code.

Pitless Unit Casing Connectors Available

- **Rubber Compression Couplings:** CC440, CC450, CC550, and CC660
- **Threaded Merchant Couplings:** BC4, BC5, and BC6
- **Half Weld X Threaded Couplings:** HW4, HWXL4, HW5, HWXL5, HW6, and HWXL6
- **Heavy-Duty Cast Threaded X Compression Couplings:** CC40, CC50, CC60

(APC Series threaded on unit at factory)

Rubber Coupling

Threaded Coupling

Half Weld Coupling

Compression Coupling (APC Series)

WC Series Watertight Cap

WCB Series Watertight Cap

Custom wrenches for stainless steel adjusting nut available from Merrill.

Custom Wrenches

Order No.	UPC Bar Code (Qty. 1)	Casting Size
SP46WR	6 42367 41178 7	4" x 6"
SP8WR	6 42367 05413 7	8"

Stainless Steel Elbow Discharge Fittings

Order No.	UPC Bar Code (Qty. 1)	Insert MIP Size x Size
❖ **SSHE1000**	6 42367 12117 4	1" x 1"
❖ **SSHE125**	6 42367 12115 0	1-1/4" x 1-1/4"

SSHE1000

WARNING: This product meets Federal USA Drinking Water requirements but has not been specifically tested or approved as no-lead in the State of California.

2

MERRILL MANUFACTURING

No-Lead

SP 3" PITLESS UNITS

FEATURES/BENEFITS SINCE 1952

(1) **100% PRESSURE TEST OF ALL UNITS*** at factory to insure seal to discharge plus parts are pinned in place.
BENEFIT: Guarantees pitless unit lines up and seals when servicing well.

(2) **POSITIVE MECHANICAL SEAL*** By simply turning the stainless steel adjusting nut at the top of the well. Custom wrench available from the factory.
BENEFIT: Easy to work on and will not rust.

(3) **FULL DIAMETER ACCESS TO WELL** No obstructions that may need to be removed before working on well, common to pitless adapters.
BENEFIT: Eliminates extra work when re-working or re-drilling well.

(4) **STAINLESS STEEL DISCHARGE AND STAINLESS STEEL ELBOW*** to insure a long life, and easy disengaging for future work on pump or well. Outside of pitless casing is painted, not standard with other companies.
BENEFIT: Long service life, easy service for years to come.

(5) **SUPPORT PLATE HOLDS WEIGHT*** Minimize danger of losing pump or pipe down well.
BENEFIT: Will support more weight.

(6) **CABLE SLOT IN SUPPORT PLATE** allows you to install and service pump without a splice in submersible cable.
BENEFIT: Splice in cable could be eliminated.

(7) **GROUND SCREW IN SUPPORT PLATE*** provides a simple and easily accessible connection for the electrical ground of the pump cable.
BENEFIT: Easy connection for ground wire.

***Exclusive MERRILL Quality Features**

Merrill SP3 Pitless Units are Certified

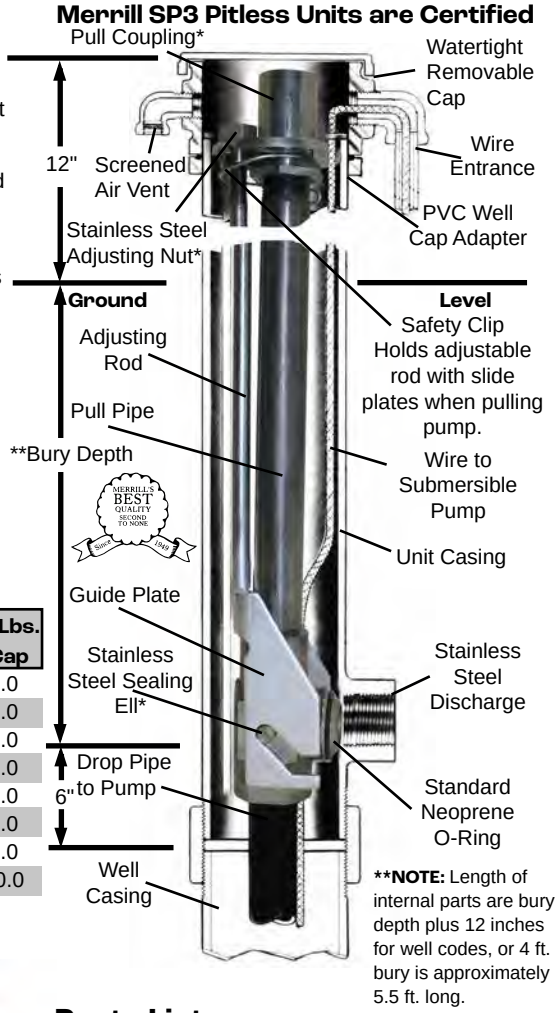

****NOTE:** Length of internal parts are bury depth plus 12 inches for well codes, or 4 ft. bury is approximately 5.5 ft. long.

SP300 Series - With 3" Steel casing, internal parts and cap

Order No.	UPC Bar Code (Qty. 1)	Well Size x Bury Depth	Drop & Discharge	w/WC Cap Order No.	UPC Bar Code (Qty. 1)	Wt./Lbs. w/Cap
SP301	6 42367 12306 2	3" x 1'	1-1/4"	SP301WC	6 42367 12316 1	37.0
SP302	6 42367 12307 9	3" x 2'	1-1/4"	SP302WC	6 42367 12317 8	46.0
SP303	6 42367 12308 6	3" x 3'	1-1/4"	SP303WC	6 42367 12319 2	55.0
SP304	6 42367 12309 3	3" x 4'	1-1/4"	SP304WC	6 42367 12269 0	64.0
SP305	6 42367 12310 9	3" x 5'	1-1/4"	SP305WC	6 42367 12320 8	73.0
SP306	6 42367 12311 6	3" x 6'	1-1/4"	SP306WC	6 42367 12321 5	82.0
SP307	6 42367 12312 3	3" x 7'	1-1/4"	SP307WC	6 42367 12322 2	91.0
SP308	6 42367 12313 0	3" x 8'	1-1/4"	SP308WC	6 42367 12323 9	100.0

WC Series Watertight Cap - Cable Entrance = 1" - Vent Included = 1/2"

Note: Operation of adjusting rod assembly is the opposite of other SP units

Diagram A - Disengaged: NOTE "low" position of adjusting rod threads through adjusting nut.
Diagram B - Sealed: Turning adjusting nut clockwise puts threads in "high" position, engages seal.

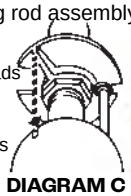

DIAGRAM C

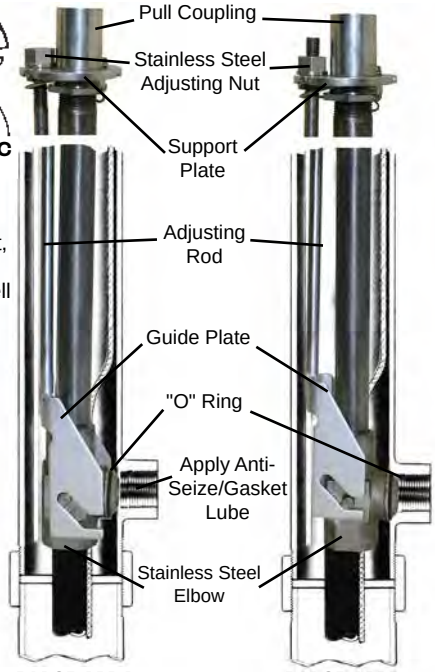

DIAGRAM A DISENGAGED **DIAGRAM B SEALED**

SP3 Installation Instructions

NOTE: All Merrill Pitless Units are pressure tested to insure seal, and all inside assemblies are drilled and pinned after test, to guarantee alignment and seal for years.

A) Before lowering inside assembly into well casing of unit, thread pipe to pump into stainless steel sealing ell by putting pipe wrench on pipe and sealing ell, **NOT** assembly pipe above ell.

B) To Install:

1) Apply Anti-Seize/Gasket Lube to O-ring, plus slot and back edges of guide plates, then lower parts into well.

2) Fit rib on support plate into notch in unit casing (see Diagram C)

3) Turn adjusting nut clockwise all the way so rod threads are up.

C) To Pull:

1) Turn adjusting nut counter-clockwise as far as possible so rod threads all the way down, then clockwise 1/2 turn.

2) Connect to pull coupling and lift.

Parts List

Part Description	3" Part No.	UPC Bar Code (Qty. 1)
WC Cap Cover	401	6 42367 00215 2
WC Cap Bolts (4)	402	6 42367 00216 9
WC Cap Top O-Ring	OR249	6 42367 00217 6
WC Cap Body Casting	404	6 42367 00218 3
Screened Air Vent	405	6 42367 00219 0
WC Cap Casing O-Ring	OR349	6 42367 00220 6
WC Cap Clamping Ring	407	6 42367 00221 3
Head Ring Bolts (4)	408	6 42367 00222 0
Stainless Steel Adjusting Nut	309	6 42367 12137 2
Pull Coupling	GDC100	6 42367 05400 7
Support Plate	314	6 42367 12267 6
Support Lock Nut	315	6 42367 12314 7
Pull Pipe	PRICE ON APPLICATION	
Stainless Steel Sealing Elbow	312	6 42367 12219 5
Discharge O-Ring	OR220	6 42367 00256 5
Adjusting Rod w/guide plates[2]		
3" Well Cap Adapter	PVC4X3B	6 42367 12315 4

WARNING: This product meets Federal USA Drinking Water requirements but has not been specifically tested or approved as no-lead in the State of California.

Form No. 2012.20

No-Lead

MERRILL MANUFACTURING

2

SP PITLESS UNITS

SP Installation Instructions

NOTE: All Merrill Pitless Units are pressure tested to insure seal, and all inside assemblies are drilled and pinned after test, to guarantee alignment and seal for years.

A) Before lowering inside assembly into well casing of unit, thread pipe to pump into stainless steel sealing ell by putting pipe wrench on pipe and sealing ell, **NOT** assembly pipe above ell.

B) **To Install:**

1.) Apply Anti-Seize/Gasket Lube to O-ring, plus slot and back edges of guide plates, then lower parts into well.

2.) Fit rib on support plate into notch in unit casing (see Diagram C)

3.) Turn adjusting nut counter-clockwise all the way so rod threads are down.

C) **To Pull:**

1.) Turn adjusting nut clockwise as far as possible so rod threads all the way up.

2.) Connect to pull coupling and lift.

Diagram A - Disengaged:
NOTE "high" position of adjusting rod threads through adjusting nut.
Diagram B - Sealed:
Turning adjusting nut counter-clockwise puts threads in "low" position, engages seal.

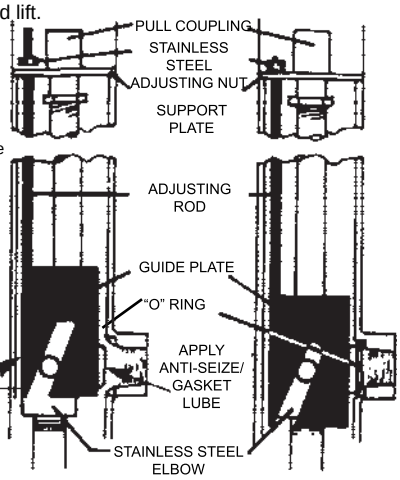

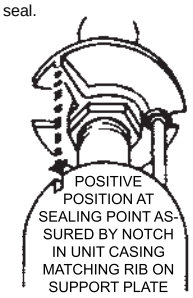

DIAGRAM C **DIAGRAM A DISENGAGED** **DIAGRAM B SEALED**

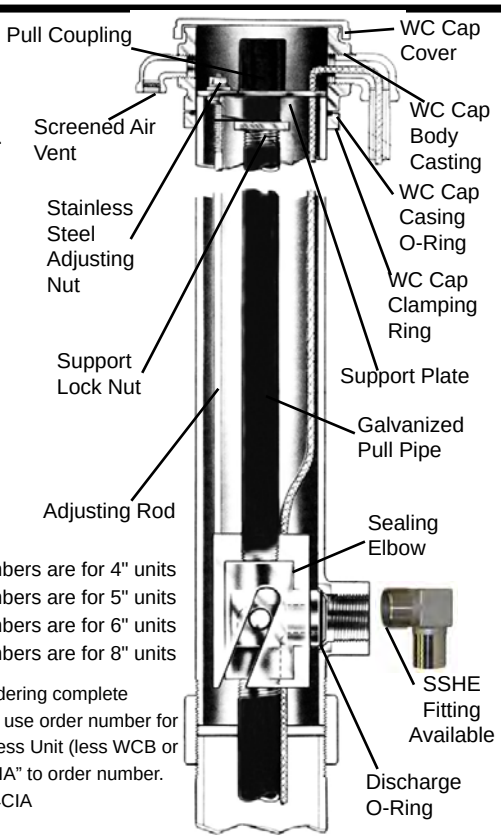

NOTE:
400 Series numbers are for 4" units
500 Series numbers are for 5" units
600 Series numbers are for 6" units
800 Series numbers are for 8" units

NOTE: When ordering complete inside assembly, use order number for standard SP Pitless Unit (less WCB or WC) and Add "CIA" to order number. Example: SP404CIA

Part Description	4" Part No.	5" Part No.	5" - Part No. w/2" Drop & Discharge	6" Part No.	8" Part No.
WC Cap Cover	**401**	**501**	**501**	**601**	**801**
	6 42367 00215 2	6 42367 00315 9	6 42367 00315 9	6 42367 00437 8	6 42367 00652 5
WC Cap Bolts (4)	**402**	**402**	**402**	**402**	**802**
	6 42367 00216 9	6 42367 00216 9	6 42367 00216 9	6 42367 00216 9	6 42367 00653 2
WC Cap Top O-Ring	**OR249**	**OR257**	**OR257**	**OR262**	**OR270**
	6 42367 00217 6	6 42367 00324 1	6 42367 00324 1	6 42367 00439 2	6 42367 00654 9
WC Cap Body Casting	**404**	**504**	**504**	**604**	**804**
	6 42367 00218 3	6 42367 00327 2	6 42367 00327 2	6 42367 00440 8	6 42367 00655 6
Screened Air Vent	**405**	**505**	**505**	**505**	**805**
	6 42367 00219 0	6 42367 00331 9	6 42367 00331 9	6 42367 00331 9	6 42367 00656 3
WC Cap Casing O-Ring	**OR349**	**OR433**	**OR433**	**OR439**	**OR446**
	6 42367 00220 6	6 42367 00334 0	6 42367 00334 0	6 42367 00442 2	6 42367 00657 0
WC Cap Clamping Ring	**407**	**507**	**507**	**607**	**807**
	6 42367 00221 3	6 42367 00335 7	6 42367 00335 7	6 42367 00443 9	6 42367 00658 7
Head Ring Bolts (4)	**408**	**408**	**408**	**408**	**808**
	6 42367 00222 0	6 42367 00222 0	6 42367 00222 0	6 42367 00222 0	6 42367 00659 4
Stainless Steel Adjusting Nut	**409**	**409**	**409**	**409**	**809**
	6 42367 00223 7	6 42367 00223 7	6 42367 00223 7	6 42367 00223 7	6 42367 00660 0
Pull Coupling	**GDC100**	**GDC100**	**GDC125**	**GDC125**	**813**
	6 42367 05400 7	6 42367 05400 7	6 42367 05401 4	6 42367 05401 4	6 42367 00663 1
Support Plate	**414**	**514**	**514X2**	**614**	**814**
	6 42367 00227 5	6 42367 00343 2	6 42367 05699 5	6 42367 00451 4	6 42367 00664 8
Support Lock Nut	**415**	**415**	**615**	**615**	**815**
	6 42367 00229 9	6 42367 00229 9	6 42367 00454 5	6 42367 00454 5	6 42367 00676 1
Pull Pipe			PRICE ON APPLICATION		
Sealing Elbow 1	**412**	**512**	**512X2**	**612**	**812**
	6 42367 00224 4	6 42367 00339 5	6 42367 05683 4	6 42367 00446 0	6 42367 00661 7
Discharge O-Ring	**OR220**	**OR220**	**OR326**	**OR326**	**OR333**
	6 42367 00256 5	6 42367 00256 5	6 42367 00480 4	6 42367 00480 4	6 42367 00693 8
Adjusting Rod w/guide plates 2					

1 Sealing Elbows - Stainless Steel (8" Units - Cast Iron Elbow)
2 When ordering Adjusting Rod and Unit Casing, indicate model number and bury depth

WARNING: This product meets Federal USA Drinking Water requirements but has not been specifically tested or approved as no-lead in the State of California.

Form No. 2012.17

2

MERRILL MANUFACTURING

No-Lead

SPP PITLESS UNITS

Protect your precious water supply with a Merrill Pitless Unit. The highest quality installation plus the best for water safety and sanitation. They save the contractor installation and servicing headaches, and give the well owner years and years of trouble-free service.

FEATURES/BENEFITS SINCE1972

(1) **CERTIFIED WATERTIGHT PITLESS UNITS & CAPS** Tested and approved by Pitless Adapter Standard PAS-1, PAS-2, PAS-97(2019) (R 2023), ASSE Standard #1093-2019(R 2023) and Illinois Code.
BENEFIT: Approved by most all well codes.

* (2) **100% PRESSURE TEST OF ALL UNITS** at factory to insure seal to discharge, plus parts are pinned in place.
BENEFIT: Guarantees pitless unit lines up and seals when servicing well.

* (3) **POSITIVE MECHANICAL SEAL** by simply turning the stainless steel adjusting nut at the top of the well.
BENEFIT: Easy to work on and will not rust.

(4) **FULL DIAMETER ACCESS TO WELL** No obstructions that may need to be removed before working on well, common to pitless adapters.
BENEFIT: Needed when reworking or drilling well.

(5) **LARGE SPUD GASKET SEAL** on discharge ell assures watertight seal around hole cut in casing, and separates discharge elbow and casing, to eliminate corrosion that can make removal difficult.
BENEFIT: Insures seal to inside of casing.

* (6) **MALE THREAD, PLAIN END, OR COMPRESSION COUPLING** available on end of pitless casing for connection to well.
BENEFIT: Easy connection to well casing for all installations.

* (7) **SUPPORT PLATE HOLDS WEIGHT** Minimize danger of losing pump or pipe down well.
BENEFIT: Will support more weight.

(8) **CABLE SLOT IN SUPPORT PLATE** Allows you to install and service pump without a splice in submersible cable.
BENEFIT: Splice in cable could be eliminated.

* (11) **GROUND SCREW IN SUPPORT PLATE** provides a simple and easily accessible connection for the electrical ground of the pump cable.
BENEFIT: Easy connection for ground wire.

* (12) **SIMPLE DISENGAGEMENT FOR SERVICE** By simply turning the stainless steel adjusting nut, the entire water system outside the well can be drained WITHOUT pulling the pump (impossible with other pitless units).
BENEFIT: Simple answer for summer homes.

(13) **WATERTIGHT CAPS ARE AVAILABLE**
BENEFIT: A well cap for all well codes.

(14) **STAINLESS STEEL ELBOW FITTING** available for discharge

Specifications

Complete pitless units - casing, discharge outlet, internal parts complete with pull pipe and watertight or ventilated caps. Full diameter access in well with no obstructions. Corrosion free or corrosion protected parts - galvanized elbow and pipe, stainless steel adjusting nut, painted casing. Support plate at top of unit holds weight to take stress off internal parts, and ground screw included for electrical pump cable.

*** Exclusive Merrill Quality Features**

****NOTE:** Length of internal parts are bury depth plus 12 inches for well codes, or 4 ft. bury is approximately 5.5 ft. long.

Merrill SPP Pitless Units are Certified

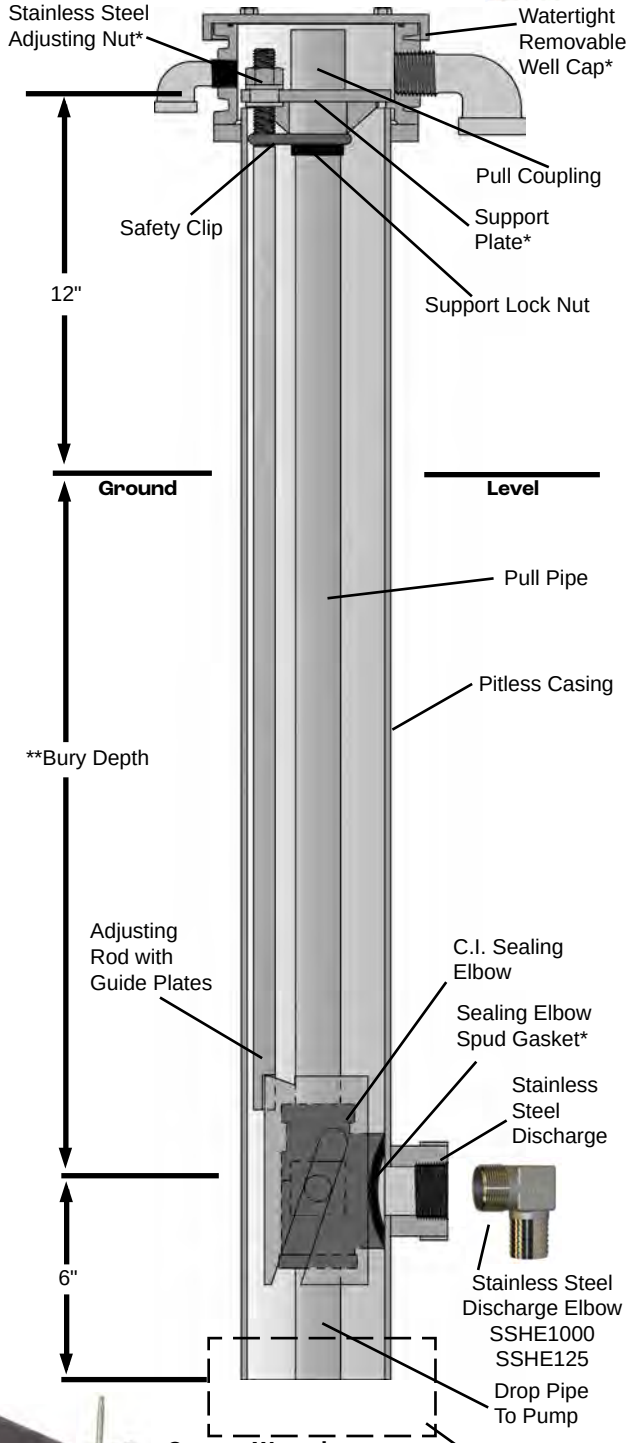

WARNING: This product meets Federal USA Drinking Water requirements but has not been specifically tested or approved as no-lead in the State of California.

Custom wrenches for stainless steel adjusting nut available from Merrill.

Custom Wrenches

Order No.	UPC Bar Code (Qty. 1)	Casting Size
SP46WR	6 42367 41178 7	4" x 6"
SP8WR	6 42367 05413 7	8"

Form No. 2013.17

No-Lead ❖ CA. Certified

MERRILL MANUFACTURING

Stainless Steel Discharge Fitting at Bottom of Page

2

SPP PITLESS UNITS

NOTE	Product I.D.	Well Size	Bury Depth	Well Cap	Options
Order No. Breakdown	SPP For Sub Pitless	4 For 4" I.D. Casing	04 For 4' Bury Depth	WC Watertight Cap	CC40 Compression Coupling

Two Well Cap Models Available — WC or WCB for Watertight Cap

Order No.	UPC Bar Code (Qty. 1)	Well Size & Bury Depth	Drop Pipe & Discharge	WC-Series Order No.	UPC Bar Code (Qty. 1)	Approx. Wt./Lbs. w/WC Cap	WCB-Series Order No.	UPC Bar Code (Qty. 1)
SPP400 Series								
SPP401	6 42367 05547 9	4" x 1'	1-1/4"	**SPP401WC**	6 42367 05590 5	47.5	**SPP401WCB**	6 42367 05608 7
SPP402	6 42367 05548 6	4" x 2'	1-1/4"	**SPP402WC**	6 42367 05591 2	58.5	**SPP402WCB**	6 42367 05609 4
SPP403	6 42367 05188 4	4" x 3'	1-1/4"	**SPP403WC**	6 42367 05592 9	69.5	**SPP403WCB**	6 42367 05610 0
SPP404	6 42367 05549 3	4" x 4'	1-1/4"	**SPP404WC**	6 42367 05283 6	80.5	**SPP404WCB**	6 42367 05611 7
SPP405	6 42367 05550 9	4" x 5'	1-1/4"	**SPP405WC**	6 42367 05045 0	91.5	**SPP405WCB**	6 42367 05612 4
SPP406	6 42367 05551 6	4" x 6'	1-1/4"	**SPP406WC**	6 42367 02726 1	102.5	**SPP406WCB**	6 42367 05613 1
SPP407	6 42367 05552 3	4" x 7'	1-1/4"	**SPP407WC**	6 42367 05593 6	113.5	**SPP407WCB**	6 42367 05614 8
SPP408	6 42367 05553 0	4" x 8'	1-1/4"	**SPP408WC**	6 42367 05594 3	124.5	**SPP408WCB**	6 42367 05615 5
SPP500 Series								
SPP501	6 42367 05554 7	5" x 1'	1-1/4" or 2"	**SPP501WC**	6 42367 05595 0	56.0	**SPP501WCB**	6 42367 05616 2
SPP502	6 42367 05555 4	5" x 2'	1-1/4" or 2"	**SPP502WC**	6 42367 05596 7	74.0	**SPP502WCB**	6 42367 05617 9
SPP503	6 42367 05556 1	5" x 3'	1-1/4" or 2"	**SPP503WC**	6 42367 05597 4	92.0	**SPP503WCB**	6 42367 05618 6
SPP504	6 42367 05557 8	5" x 4'	1-1/4" or 2"	**SPP504WC**	6 42367 05598 1	114.0	**SPP504WCB**	6 42367 05619 3
SPP505	6 42367 05558 5	5" x 5'	1-1/4" or 2"	**SPP505WC**	6 42367 05599 8	132.0	**SPP505WCB**	6 42367 05620 9
SPP506	6 42367 05559 2	5" x 6'	1-1/4" or 2"	**SPP506WC**	6 42367 02728 5	143.0	**SPP506WCB**	6 42367 05621 6
SPP507	6 42367 05560 8	5" x 7'	1-1/4" or 2"	**SPP507WC**	6 42367 05600 1	162.0	**SPP507WCB**	6 42367 05622 3
SPP508	6 42367 05561 5	5" x 8'	1-1/4" or 2"	**SPP508WC**	6 42367 05601 8	180.0	**SPP508WCB**	6 42367 05623 0
SPP600 Series								
SPP601	6 42367 05562 2	6" x 1'	1-1/4" or 2"	**SPP601WC**	6 42367 05602 5	70.5	**SPP601WCB**	6 42367 05624 7
SPP602	6 42367 05563 9	6" x 2'	1-1/4" or 2"	**SPP602WC**	6 42367 05603 2	93.5	**SPP602WCB**	6 42367 05625 4
SPP603	6 42367 05564 6	6" x 3'	1-1/4" or 2"	**SPP603WC**	6 42367 05203 4	114.5	**SPP603WCB**	6 42367 05626 1
SPP604	6 42367 05565 3	6" x 4'	1-1/4" or 2"	**SPP604WC**	6 42367 05604 9	139.5	**SPP604WCB**	6 42367 05627 8
SPP605	6 42367 05566 0	6" x 5'	1-1/4" or 2"	**SPP605WC**	6 42367 05605 6	158.5	**SPP605WCB**	6 42367 05628 5
SPP606	6 42367 05567 7	6" x 6'	1-1/4" or 2"	**SPP606WC**	6 42367 05606 3	181.5	**SPP606WCB**	6 42367 05629 2
SPP607	6 42367 05568 4	6" x 7'	1-1/4" or 2"	**SPP607WC**	6 42367 05474 8	202.5	**SPP607WCB**	6 42367 05630 8
SPP608	6 42367 05569 1	6" x 8'	1-1/4" or 2"	**SPP608WC**	6 42367 05607 0	224.5	**SPP608WCB**	6 42367 05631 5

WC Series Watertight Cap - Cable Entrance = 1" Vent Included = 1/2" **WCB Series Watertight Cap** - Cable Entrance = 1-1/2" Vent Not Included

NOTE: Compression couplings available for SPP4. Add CC40 to Order No. (See below)

WC Series Watertight Cap - Cable Entrance = 1" Vent Included = 3/4" **WCB Series Watertight Cap** - Cable Entrance = 1-1/2" Vent Not Included

NOTE: Compression couplings available for SPP5. Add CC50 to Order No. (See below)

WC Series Watertight Cap - Cable Entrance = 1-1/4" Vent Included = 3/4" **WCB Series Watertight Cap** - Cable Entrance = 1-1/2" Vent Not Included

NOTE: Compression couplings available for SPP6. Add CC60 to Order No. (See below)

Pitless Unit Casing Connectors Available:

- **Rubber Compression Couplings:** CC440, CC450, CC550, and CC660
- **Threaded Merchant Couplings:** BC4, BC5, and BC6
- **Half Weld X Threaded Couplings:** HW4, HWXL4, HW5, HWXL5, HW6, and HWXL6
- **Heavy-Duty Cast Threaded X Compression Couplings:** CC40, CC50, CC60 (APC Series) threaded on unit at factory

WC Series Watertight Cap w/1" Conduit Tapped

WCB Series Watertight Cap w/1-1/2" Conduit Tapped

Rubber Coupling

Threaded Coupling

Half Weld Coupling

Compression Coupling (APC Series)

NOTE: All pitless units listed above have passed the Pitless Adapter Standard PAS-1, PAS-2, PAS-97(2019)(R 2023), ASSE Standard #1093-2019(R 2023) and Illinois Code.

NOTE: SPP Units are available at special bury depths by quote per application.

Stainless Steel Elbow Discharge Fittings

SSHE1000

Order No.	UPC Bar Code (Qty. 1)	Insert MIP Size x Size
❖ **SSHE1000**	6 42367 12117 4	1" x 1"
❖ **SSHE125**	6 42367 12115 0	1-1/4" x 1-1/4"

WARNING: This product meets Federal USA Drinking Water requirements but has not been specifically tested or approved as no-lead in the State of California.

2

Stainless Steel Discharge Fitting Available

MERRILL MANUFACTURING

LEAD

LOW-LEAD IAPMO R&T TM

No-Lead ❖ CA. Certified

SPP PITLESS UNITS

SPP Installation Instructions

NOTE: All Merrill Pitless Units are pressure tested to insure seal, and all inside assemblies are drilled and pinned after test, to guarantee alignment and seal for years.

A) Before lowering inside assembly into well casing of unit, thread pipe to pump into sealing elbow by putting pipe wrench on pipe and elbow, **NOT** assembly pipe above elbow.

B) **To Install:**

1.) Apply **Anti-Seize/Gasket Lube** to spud gasket, plus slot and back edges of guide plates, then lower parts into well.

2.) Fit rib on support plate into notch in adapter casing (see Diagram C)

3.) Turn adjusting nut counter-clockwise all the way so rod threads are down.

C) **To Pull:**

1.) Turn adjusting nut clockwise as far as possible so rod threads all the way up.

2.) Connect to pull coupling and lift.

Diagram A - Disengaged: **NOTE** "high" position of adjusting rod threads through adjusting nut.

Diagram B - Sealed: Turning adjusting nut counter-clockwise puts threads in "low" position, engages seal.

DIAGRAM C

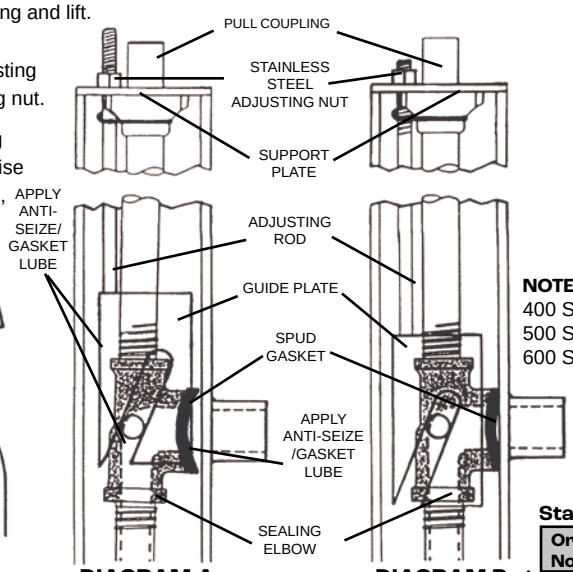

DIAGRAM A DISENGAGED

DIAGRAM B SEALED

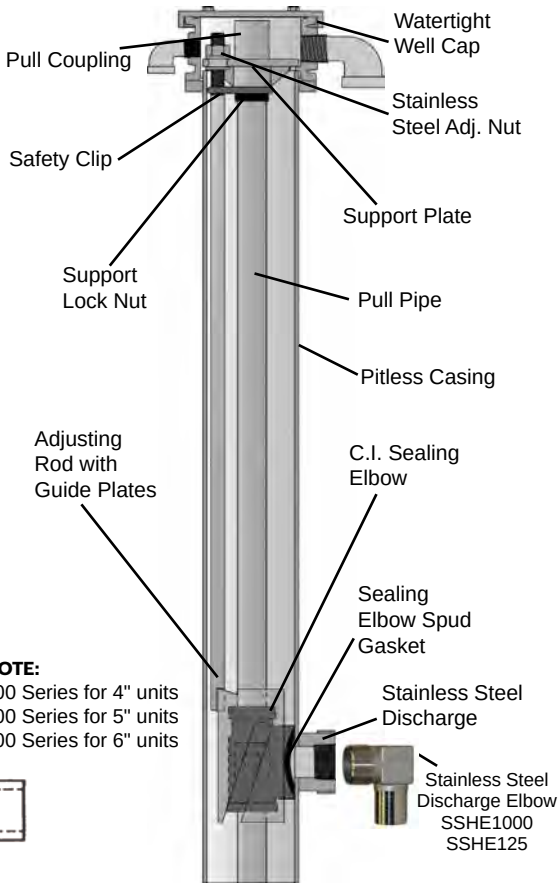

NOTE:
400 Series for 4" units
500 Series for 5" units
600 Series for 6" units

Stainless Steel Elbow Discharge Fittings

Order No.	UPC Bar Code (Qty. 1)	Insert MIP Size x Size
❖ SSHE1000	6 42367 12117 4	1" x 1"
❖ SSHE125	6 42367 12115 0	1-1/4" x 1-1/4"

SSHE1000 or SSHE125

Parts Description	4" Units Part No.	5" Units Part No.	5" Units Part No. with 2" Drop & Discharge	6" Units Part No.	6" Units Part No. with 2" Drop & Discharge
Stainless Steel Adj. Nut	**409**	**409**	**409**	**409**	**409**
	6 42367 00223 7	6 42367 00223 7	6 42367 00223 7	6 42367 00223 7	6 42367 00223 7
Pull Coupling	**GDC100**	**GDC100**	**GDC125**	**GDC100**	**GDC125**
	6 42367 05400 7	6 42367 05400 7	6 42367 05401 4	6 42367 05400 7	6 42367 05401 4
Support Plate	**414**	**514**	**514X2**	**614**	**614**
	6 42367 00227 5	6 42367 00343 2	6 42367 05699 5	6 42367 00451 4	6 42367 00451 4
Support Lock Nut	**415**	**415**	**615**	**415**	**615**
	6 42367 00229 9	6 42367 00229 9	6 42367 00454 5	6 42367 00229 9	6 42367 00454 5
Pull Pipe				**PRICE ON APPLICATION**	
Pitless Casing				**PRICE ON APPLICATION**	
Adjusting Rod w/guide plates 1				**PRICE ON APPLICATION**	
C.I. Sealing Elbow	**412A**	**512A**	**512C**	**612A**	**612B**
	6 42367 00225 1	6 42367 00340 1	6 42367 00341 8	6 42367 00447 7	6 42367 00448 4
Sealing Elbow Spud Gasket	**420**	**420**	**620B**	**420**	**620B**
	6 42367 00257 2	6 42367 00257 2	6 42367 00484 2	6 42367 00257 2	6 42367 00484 2
Stainless Steel Discharge				**PRICE ON APPLICATION**	

1 When ordering Adjusting Rod and Unit Casing, indicate model number and bury depth

WARNING: This product meets Federal USA Drinking Water requirements but has not been specifically tested or approved as no-lead in the State of California.

Form No. 2013.17

No-Lead ❖ CA. Certified

MERRILL MANUFACTURING

2

SSMCU PITLESS UNITS

Protect your precious water supply with a Merrill Pitless Unit. The highest quality installation plus the best for water safety and sanitation. They save the contractor installation and servicing headaches and give the well owner years and years of long trouble-free service. Units have a stainless steel pitless body for long life.



Note: Illinois State Approved

Stainless Steel Discharge Fitting Available

SSHE1000
SSHE125

FEATURES/BENEFITS

(1) **CERTIFIED WATERTIGHT PITLESS UNITS & CAPS**
Tested and approved by Pitless Adapter Standard PAS-1, PAS-2, PAS-97(2019)(R 2023), ASSE Standard #1093-2019(R 2023) and Illinois Code.
BENEFIT: Approved and recommended by all stringent state well codes.

(2) **100% PRESSURE TEST OF ALL UNITS** at factory to insure seal to discharge.
BENEFIT: Guarantees pitless unit lines up and seals when servicing well.

(3) **POSITIVE MECHANICAL SEAL** by simply turning the stainless steel adjusting screw inside the pull pipe. Custom wrench available from the factory.
BENEFIT: Easy to work on and will not rust.

(4) **FULL DIAMETER ACCESS TO WELL** No obstructions that may need to be removed before working on well, common to pitless adapters.
BENEFIT: Eliminates extra work when re-working or re-drilling well.

(5) **STAINLESS STEEL PITLESS BODY** to insure a long life, and easy disengaging for future work on pump or well. Outside of pitless casing is painted, not standard with other companies.
BENEFIT: Long service life, easy service for years to come.

(6) **EXTRA LARGE THICK O-RING SEAL** assures watertight seal to inside of casing and around discharge welded to outside of casing.
BENEFIT: Insures seal to inside of casing and will reseal after removed for service.

(7) **MALE THREAD, PLAIN END, OR COMPRESSION COUPLING** available on end of pitless casing for connection to well.
BENEFIT: Easy connection to well casing for all installation.

(8) **HEAVY DUTY GALVANIZED IRON SUPPORT BAR HOLDS 160% MORE WEIGHT** Minimize danger of losing pump or pipe down well. The Merrill support bar is much stronger than aluminum bar used by other manufacturers, and holds more weight than slide together type pitless adapters.
BENEFIT: Will support more weight.

(9) **GROUND SCREW IN SUPPORT BAR** provides a simple and easily accessible connection for the electrical ground of the pump cable.
BENEFIT: Easy connection for ground wire.

(10) **SIMPLE DISENGAGEMENT FOR SERVICE** By simply turning the stainless steel adjusting screw, the entire water system outside the well can be drained WITHOUT pulling the pump (impossible with other pitless units.)
BENEFIT: Simple answer for seasonal homes.

(11) **WATERTIGHT CAPS ARE AVAILABLE BENEFIT:** A well cap for all well codes.

(12) **STAINLESS STEEL ELBOW FITTING** available for discharge.

NOTE: Other drop pipe and discharge sizes and special bury depths available. Prices quoted per application.

SSHE1000

Stainless Steel Elbow Discharge Fittings

Order No.	UPC Bar Code (Qty. 1)	Insert MIP Size x Size
❖ SSHE1000	6 42367 12117 4	1" x 1"
❖ SSHE125	6 42367 12115 0	1-1/4" x 1-1/4"

Pitless Unit Casing Connectors Available:

- Rubber Compression Couplings: No. CC440, CC450, CC550, and CC660.
- Threaded Merchant Couplings: No. BC4, BC5, and BC6.
- Half Weld X Threaded Couplings: No. HW4, HW5, HW6, HWXL4, HWXL5, and HWXL6.
- Heavy-Duty Cast Threaded X Compression Couplings: No. CC40,CC50, CC60 (APC Series threaded on unit at factory)

Rubber Compression Coupling

Threaded Merchant Coupling

Half Weld X Threaded Coupling

Compression Coupling (APC Series)

2

MERRILL MANUFACTURING

No-Lead

❖ CA. Certified

SSMCU PITLESS UNITS

Illinois Department of PUBLIC HEALTH

Note: Illinois State Approved

NOTE	Product I.D.	Well Size	Bury Depth	Options
Order No. Breakdown	SSMCU For Sub Pitless	4 For 4" I.D. Casing	04 For 4' Bury Depth	CC40 Compression Coupling

Stainless Steel MCU Pitless Units

Order No.	UPC Bar Code (Qty. 1)	Well Bury Size & Depth	Drop Pipe Discharge	Approx. Wt./Lbs.
SSMCU401	6 42367 06827 1	4" x 1'	1"	27.0
SSMCU402	6 42367 06828 8	4" x 2'	1"	38.0
SSMCU403	6 42367 06829 5	4" x 3'	1"	49.0
SSMCU404	6 42367 06830 1	4" x 4'	1"	60.0
SSMCU405	6 42367 06831 8	4" x 5'	1"	71.0
SSMCU406	6 42367 06832 5	4" x 6'	1"	82.0
SSMCU407	6 42367 06833 2	4" x 7'	1"	93.0
SSMCU408	6 42367 06834 9	4" x 8'	1"	104.0
SSMCU40114	6 42367 06835 6	4" x 1'	1-1/4"	27.0
SSMCU40214	6 42367 06836 3	4" x 2'	1-1/4"	38.0
SSMCU40314	6 42367 06837 0	4" x 3'	1-1/4"	49.0
SSMCU40414	6 42367 06838 7	4" x 4'	1-1/4"	60.0
SSMCU40514	6 42367 06839 4	4" x 5'	1-1/4"	71.0
SSMCU40614	6 42367 06840 0	4" x 6'	1-1/4"	82.0
SSMCU40714	6 42367 06841 7	4" x 7'	1-1/4"	93.0
SSMCU40814	6 42367 06842 4	4" x 8'	1-1/4"	104.0
SSMCU501	6 42367 06843 1	5" x 1'	1"	43.0
SSMCU502	6 42367 06844 8	5" x 2'	1"	58.0
SSMCU503	6 42367 06845 5	5" x 3'	1"	73.0
SSMCU504	6 42367 06846 2	5" x 4'	1"	88.0
SSMCU505	6 42367 06847 9	5" x 5'	1"	103.0
SSMCU506	6 42367 06848 6	5" x 6'	1"	118.0
SSMCU507	6 42367 06849 3	5" x 7'	1"	133.0
SSMCU508	6 42367 06850 9	5" x 8'	1"	148.0
SSMCU50114	6 42367 06851 6	5" x 1'	1-1/4"	44.0
SSMCU50214	6 42367 06852 3	5" x 2'	1-1/4"	59.0
SSMCU50314	6 42367 06853 0	5" x 3'	1-1/4"	74.0
SSMCU50414	6 42367 06854 7	5" x 4'	1-1/4"	89.0
SSMCU50514	6 42367 06855 4	5" x 5'	1-1/4"	104.0
SSMCU50614	6 42367 06856 1	5" x 6'	1-1/4"	119.0
SSMCU50714	6 42367 06857 8	5" x 7'	1-1/4"	134.0
SSMCU50814	6 42367 06858 5	5" x 8'	1-1/4"	149.0
SSMCU601	6 42367 07086 1	6" x 1'	1"	56.0
SSMCU602	6 42367 07087 8	6" x 2'	1"	75.0
SSMCU603	6 42367 07088 5	6" x 3'	1"	94.0
SSMCU604	6 42367 07089 2	6" x 4'	1"	113.0
SSMCU605	6 42367 07090 8	6" x 5'	1"	132.0
SSMCU606	6 42367 07091 5	6" x 6'	1"	151.0
SSMCU607	6 42367 07092 2	6" x 7'	1"	170.0
SSMCU608	6 42367 07093 9	6" x 8'	1"	189.0
SSMCU60114	6 42367 07094 6	6" x 1'	1-1/4"	56.0
SSMCU60214	6 42367 07095 3	6" x 2'	1-1/4"	75.0
SSMCU60314	6 42367 07096 0	6" x 3'	1-1/4"	94.0
SSMCU60414	6 42367 07097 7	6" x 4'	1-1/4"	113.0
SSMCU60514	6 42367 07098 4	6" x 5'	1-1/4"	132.0
SSMCU60614	6 42367 07099 1	6" x 6'	1-1/4"	151.0
SSMCU60714	6 42367 07100 4	6" x 7'	1-1/4"	170.0
SSMCU60814	6 42367 07101 1	6" x 8'	1-1/4"	189.0

SMCK Pitless Kit with pull pipe included inside 4", 5" or 6" steel casing with stainless steel discharge welded to steel casing.

To Order Caps with SSMCU Pitless Units. Add Cap to Order No.

WC Series Watertight Cap w/1" Conduit Tapped

WCB Series Watertight Cap w/1-1/2" Conduit Tapped

WCI6 Series (6" Only) Watertight Cap w/1" Conduit Tapped

WCO Series Watertight Cap w/1" Conduit Tapped

NOTE: Compression couplings available. Add CC to Order No.

NOTE: Other Drop Pipe and Discharge Sizes and Special Bury Depths Available. Prices Quoted Per Application.

Stainless Steel Elbow Discharge Fittings

Order No.	UPC Bar Code (Qty. 1)	Insert MIP Size x Size
❖ SSHE1000	6 42367 12117 4	1" x 1"
❖ SSHE125	6 42367 12115 0	1-1/4" x 1-1/4"

SSHE1000

WARNING: This product meets Federal USA Drinking Water requirements but has not been specifically tested or approved as no-lead in the State of California.

No-Lead ❖ CA. Certified

MERRILL MANUFACTURING

2

SSMCU PITLESS UNITS

INSTALLATION INSTRUCTIONS

(1) Cut a piece of 1/2" pipe (see chart) and flatten one end to fit stainless steel screw inside pitless body, for custom wrench. (see custom tool shown below)

(2) Thread pipe from pump to stainless steel pitless body by putting wrench on pipe and pitless body, **NOT** pull pipe above pitless body.

(3) Apply **Anti-Seize/Gasket Lube** to O-ring seal and then lower into casing.

(4) When lowering unit into casing, line up mark on support bar with notch or mark cut in top of casing.

(5) Turn stainless steel screw inside pitless body clockwise using custom wrench until O-ring seals on inner wall of casing.

(6) Complete installation by installing watertight cap on top of well casing, model depends on state well code. SSMCU Pitless Unit is now installed.

(7) **Pulling Pump** - Before pulling pump make sure that the stainless steel screw on pitless body inside pull pipe is turned (counter-clockwise), so the back lever can pivot in as far as necessary.

(8) Connect to support bar center threads and lift.

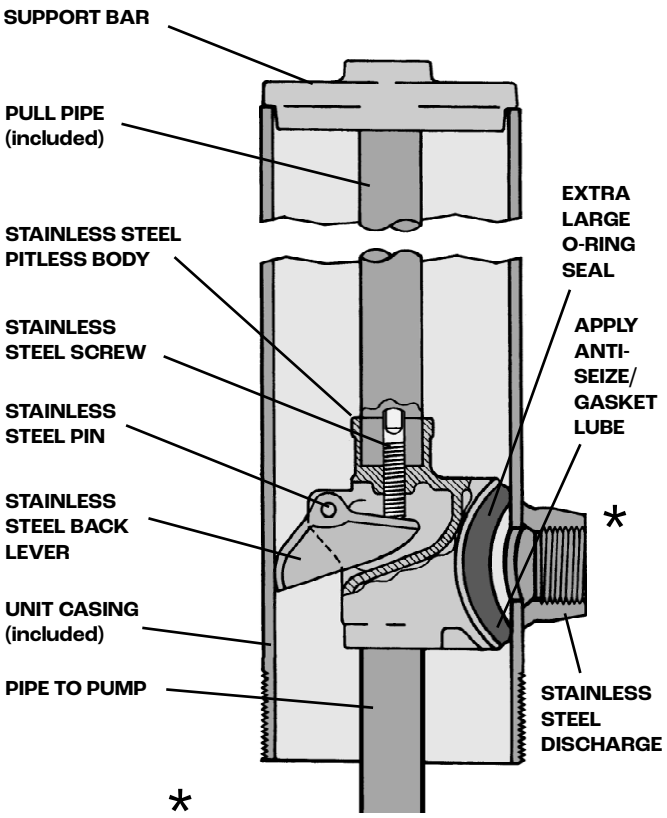

LENGTH CHART FOR ADJUSTING WRENCH

Unit Bury Depth	1/2" Pipe Length
1'	28"
2'	40"
3'	52"
4'	64"
5'	76"
6'	88"
7'	100"
8'	112"

Custom Tool available from factory, welds on to 1/2" pipe for turning stainless steel screw.

Part No.
MCKADJTOOL

SSHE1000

Stainless Steel Elbow Discharge Fittings

Order No.	UPC Bar Code (Qty. 1)	Insert MIP Size x Size
❖ **SSHE1000**	6 42367 12117 4	1" x 1"
❖ **SSHE125**	6 42367 12115 0	1-1/4" x 1-1/4"

Parts List

Description	4" Part No.	5" Part No.	6" Part No.
Support Bar	MCK4SB	MCK5SB	MCK6SB
Thumb Screw - Stainless Steel	MCKSS	MCKSS	MCKSS
Internal Pitless Body - 1" Stainless Steel	SMCKB410	SMCKB510	SMCKB610
Internal Pitless Body - 1-1/4" Stainless Steel	SMCKB414	SMCKB514	SMCKB614
Flipper - Stainless Steel	SMCKF400	SMCKF500	SMCKF600
Pivot Pin - Stainless Steel	MCKPP	MCKPP	MCKPP
O-Ring Seal	MCKOR	MCKOR	MCKOR

MCK4SB

MCKSS

SMCKB410

SMCKB514

MCKOR

WARNING: This product meets Federal USA Drinking Water requirements but has not been specifically tested or approved as no-lead in the State of California.

Form No. 2074.19

MERRILL MANUFACTURING

PITLESS CONNECTORS

No-Lead



MERRILL APC Pitless Connector

MERRILL APC Pitless Connector

- **DUCTILE IRON** Connector for threaded pitless to plain end casing.
- Materials: (1) Ductile Iron Coupling
  (2) Neoprene Gasket
  (3) Ductile Iron Clamping Ring

Order No.	UPC Bar Code (Qty. 1)	Size Casing	Hex Head Bolts	Approx. Wt./Lbs.
APC4	6 42367 00759 1	4"	1/2" x 3"	11.4
APC5	6 42367 00764 5	5"	1/2" x 3-1/2"	18.9
APC6	6 42367 00767 6	6"	1/2" x 3-1/2"	26.5

MERRILL Black Coupling

MERRILL APCGI Pitless Connector

- **GRAY IRON** Connector for threaded pitless to plain end casing.
- Materials: (1) Gray Iron Coupling
  (2) Neoprene Gasket
  (3) Gray Iron Clamping Ring

Order No.	UPC Bar Code (Qty. 1)	Size Casing	Hex Head Bolts	Approx. Wt./Lbs.
APC6GI	6 42367 41956 1	6"	1/2" x 3-1/2"	26.5

MERRILL Half Weld Coupling

MERRILL Black Coupling

- Steel Coupling with standard pipe thread.

Order No.	UPC Bar Code (Qty. 1)	Size Casing	Length	Approx. Wt./Lbs.
BC4	6 42367 00892 5	4"	3.50	4.8
BC5	6 42367 00893 2	5"	3.75	7.1
BC6	6 42367 00894 9	6"	4.00	10.5

MERRILL Extra Long Half Weld Coupling

MERRILL Half Weld Coupling

- Steel Coupling with standard pipe thread and other end machined to fit over casing for easy welding.

Order No.	UPC Bar Code (Qty. 1)	Size Casing	Length	Approx. Wt./Lbs.
HW4	6 42367 01685 2	4"	1.62	2.4
HWXL4	6 42367 06179 1	4"	3.50	4.1
HW5	6 42367 01686 9	5"	1.75	3.4
HWXL5	6 42367 06180 7	5"	3.75	7.3
HW6	6 42367 01687 6	6"	1.87	4.4
HWXL6	6 42367 06181 4	6"	4.00	9.3

MERRILL/CALDER Coupling

MERRILL/CALDER Coupling

- Solid Neoprene Coupling with two stainless steel hose clamps (5" and 6" Standard Sizes)
- Steel Washer furnished for 4" to 5" coupling.

Order No.	UPC Bar Code (Qty. 1)	Size Casing	Approx. Wt./Lbs.
CC440	6 42367 01004 1	4" to 4"	0.9
CC450	6 42367 01005 8	4" to 5"	1.6
CC550	6 42367 01009 6	5" to 5"	1.0
CC660	6 42367 01010 2	6" to 6"	1.0
SW450	6 42367 02760 5	Steel Washer	0.7

WARNING: This product meets Federal USA Drinking Water requirements but has not been specifically tested or approved as no-lead in the State of California.

No-Lead

MERRILL MANUFACTURING

2

H2O PITLESS CONTROL UNITS

At The Well Pump Control

Features/Benefits:

1) Connects to 4" - 5" - 6" or 8" Steel or PVC Well Casing.
Benefit: Easy attachment to the casing - sizes you need.

2) Constant pressure controls can be mounted at the well.
Benefit: One universal plate holds VFD drive of all USA pump Co., and VFD drive is now protected inside top of the well, out of the weather.

3) 12" pipe in galvanized steel or PVC at top of well contains everything.
Benefit: All needed connections for controls are designed to fit inside a 12" casing - compact installation.

4) Expansion tank included inside H2O pitless control units.
Benefit: Small tank recommended for VFD drive installations is included with the H2O pitless control unit.

5) Internal manifold of unit has pull strap for easy removal to service well.
Benefit: No special pulling tool needed for service work - pulling strap built in.

6) Internal manifold of unit has tappings for expansion tank, pressure transducer, pressure relief valve and pressure gauge.
Benefit: Minimum work required to complete the installation - all needed tappings included.

7) No lead brass waterways, pitless adapter and internal manifold.
Benefit: In compliance with safe water drinking act for residential drinking water supply.

8) Universal aluminum VFD mounting plate attached to top lid of watertight cap.
Benefit: VFD drive easily mounted for at the well control and out of the weather.

9) Approved by Wisconsin DNR and Minnesota Department of Health and several other states (code approved).
Benefit: Most all states that require a product to be code approved have approved the H2O pitless control unit.

Galvanized Steel Casing

PVC Casing

Watertight Cap With Aluminum Universal Mounting Plate

Aluminum Bottom Cap Ring with O-Ring

U.S. Patent # 6,592,342

U.S. Patent # 7,118,357

Form No. 2114.4

2

MERRILL MANUFACTURING

LEAD

No-Lead

H2O PITLESS CONTROL UNITS

Controls mounted on plate attached to lid

Galvanized Steel Bottom Casing Threads

Lifting with Pull Strap
Steel Casing

PVC Casing with
Pitless Adapter apart

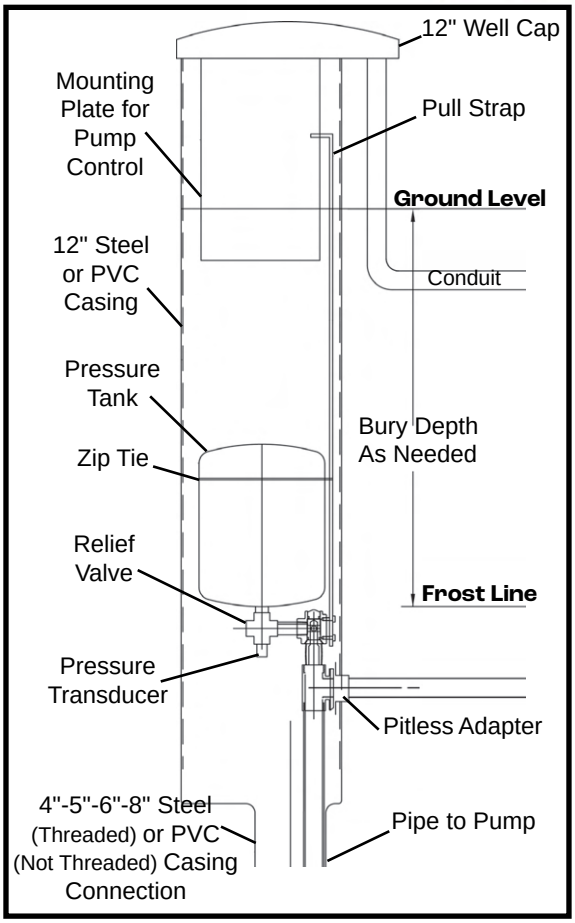

PCM for Variable Speed Pump
Steel or PVC Casing

Form No. 2114.3

MERRILL MANUFACTURING

2

H2O PITLESS UNIT COMPONENTS

At The Well Pressure Switch Control

Included in Kit:

- Pressure Switch Bracket - Bolts to Pull Coupling
- All Fittings Needed to Connect Pressure Switch
- Tubing and Clamps to Connect Pressure Switch
- Cycle Stop Valve - Directly Below Pitless Adapter
- Merrill MPSXHD Pressure Switch or Merrill MCSHD Control Switch
  Puts Control Box + Pressure Switch Together

Features/Benefits

1) **Bracket for Mounting Pressure Switch**
2) Provides easy installation of pressure switch inside the H2O Unit
3) The pressure switch is below the tank and is still easily removed with tank when needed
4) Expansion tank, fittings, piping connections, and cycle stop valve included and pressure switch to complete installation of pump control and provides serviceability
5) Easiest low cost answer
6) Everything fits inside 12" casing





WARNING: This product meets Federal USA Drinking Water requirements but has not been specifically tested or approved as no-lead in the State of California.

Form No. 2114.3

2

H2O PITLESS UNIT COMPONENTS FOR
At The Well Pressure Switch Control

H2O At the Well Pressure Switch Control Parts List

Order No.	UPC Bar Code (Qty. 1)	Description
H2PSB	6 42367 45349 7	Pressure Switch Bracket
H2PSFS	6 42367 45350 3	Fittings to Connect Pressure Switch
H2TAC	6 42367 45351 0	Tubing and Clamps to Connect Fittings
H2CSV	6 42367 45352 7	Cycle Stop Valve Install Below Pitless Adapter
MPSXHD	-----	Merrill MPSXHD Pressure Switch
MCSHD	-----	Merrill MCSHD Control Switch

H2PSFS

H2TAC

Merrill MPSXHD Pressure Switch

H2CSV

H2PSB

Merrill MCSHD Control Switch

Merrill H2O Pressure Switch Control Package Includes:

Order No. H2OPSCP

- No-Lead Brass Bushing
- No-Lead Brass Fittings (Part No. H2PSFS)
- Reinforced Tubing and Stainless Steel Clamps (Part No. H2TAC)
- Pressure Switch Bracket (Part No. H2PSB)
- Cycle Stop Valve (Part No. H2CSV)

NOTE: This Package is to be used with a 10 gallon tank or larger

The H2O Pressure Switch Control is recommended to be used with Merrill MPSXHD Pressure Switch or Merrill MCSHD Control Switch that eliminates the control box.

MPSXHD Switches - Are rated up to 5HP
MCSHD Control Switches - Are rated up to 5HP

WARNING: This product meets Federal USA Drinking Water requirements but has not been specifically tested or approved as no-lead in the State of California.

Form No. 2114.2

No-Lead

MERRILL MANUFACTURING

2

H2O PITLESS CONTROL UNITS

12" Galvanized Steel Upper Casing to 4" Well Casing

Order No.	UPC Bar Code (Qty. 1)	Casing Size	Bury Depth	Discharge Size	Tank Size	Watertight Cap Included	Approx. Wt./Lbs.
4" Casing Models							
PCM4302U	6 42367 43949 1	4"	3'	1"	2.1 Gallon	With Plate	---
PCM4310U	6 42367 43950 7	4"	3'	1-1/4"	No Tank	With Plate	---
PCM4312U	6 42367 43951 4	4"	3'	1-1/4"	2.1 Gallon	With Plate	---
PCM4314U	6 42367 43952 1	4"	3'	1-1/4"	4.5 Gallon	With Plate	---
PCM4318U	6 42367 43953 8	4"	3'	1-1/4"	10 Gallon	With Plate	---
PCM4320U	6 42367 43954 5	4"	3'	2"	No Tank	With Plate	---
PCM4328U	6 42367 43955 2	4"	3'	2"	10 Gallon	With Plate	---
PCM4402U	6 42367 43956 9	4"	4'	1"	2.1 Gallon	With Plate	---
PCM4410U	6 42367 43880 7	4"	4'	1-1/4"	No Tank	With Plate	230.0
PCM4412U	6 42367 43734 3	4"	4'	1-1/4"	2.1 Gallon	With Plate	236.5
PCM4414U	6 42367 43735 0	4"	4'	1-1/4"	4.5 Gallon	With Plate	238.0
PCM4418U	6 42367 43736 7	4"	4'	1-1/4"	10 Gallon	With Plate	---
PCM4420U	6 42367 43901 9	4"	4'	2"	No Tank	With Plate	230.0
PCM4428U	6 42367 43737 4	4"	4'	2"	10 Gallon	With Plate	244.0
PCM4502U	6 42367 43957 6	4"	5'	1"	2.1 Gallon	With Plate	---
PCM4510U	6 42367 43881 4	4"	5'	1-1/4"	No Tank	With Plate	254.5
PCM4512U	6 42367 43738 1	4"	5'	1-1/4"	2.1 Gallon	With Plate	261.5
PCM4514U	6 42367 43739 8	4"	5'	1-1/4"	4.5 Gallon	With Plate	263.0
PCM4518U	6 42367 43740 4	4"	5'	1-1/4"	10 Gallon	With Plate	268.0
PCM4520U	6 42367 43902 6	4"	5'	2"	No Tank	With Plate	230.0
PCM4528U	6 42367 43741 1	4"	5'	2"	10 Gallon	With Plate	269.0
PCM4602U	6 42367 43958 3	4"	6'	1"	2.1 Gallon	With Plate	---
PCM4610U	6 42367 43959 0	4"	6'	1-1/4"	No Tank	With Plate	---
PCM4612U	6 42367 43960 6	4"	6'	1-1/4"	2.1 Gallon	With Plate	---
PCM4614U	6 42367 43961 3	4"	6'	1-1/4"	4.5 Gallon	With Plate	---
PCM4618U	6 42367 43962 0	4"	6'	1-1/4"	10 Gallon	With Plate	---
PCM4620U	6 42367 43963 7	4"	6'	2"	No Tank	With Plate	---
PCM4628U	6 42367 43964 4	4"	6'	2"	10 Gallon	With Plate	---
PCM4702U	6 42367 43965 1	4"	7'	1"	2.1 Gallon	With Plate	---
PCM4710U	6 42367 43966 8	4"	7'	1-1/4"	No Tank	With Plate	---
PCM4712U	6 42367 43967 5	4"	7'	1-1/4"	2.1 Gallon	With Plate	---
PCM4714U	6 42367 43968 2	4"	7'	1-1/4"	4.5 Gallon	With Plate	---
PCM4718U	6 42367 43969 9	4"	7'	1-1/4"	10 Gallon	With Plate	---
PCM4720U	6 42367 43970 5	4"	7'	2"	No Tank	With Plate	---
PCM4728U	6 42367 43971 2	4"	7'	2"	10 Gallon	With Plate	---

12" Galvanized Steel Upper Casing to 5" Well Casing

Order No.	UPC Bar Code (Qty. 1)	Casing Size	Bury Depth	Discharge Size	Tank Size	Watertight Cap Included	Approx. Wt./Lbs.
5" Casing Models							
PCM5302U	6 42367 44015 2	5"	3'	1"	2.1 Gallon	With Plate	---
PCM5310U	6 42367 44016 9	5"	3'	1-1/4"	No Tank	With Plate	---
PCM5312U	6 42367 44017 6	5"	3'	1-1/4"	2.1 Gallon	With Plate	---
PCM5314U	6 42367 44018 3	5"	3'	1-1/4"	4.5 Gallon	With Plate	---
PCM5318U	6 42367 44019 0	5"	3'	1-1/4"	10 Gallon	With Plate	---
PCM5320U	6 42367 44020 6	5"	3'	2"	No Tank	With Plate	---
PCM5328U	6 42367 44021 3	5"	3'	2"	10 Gallon	With Plate	---

NOTE:
- **Units come standard with an Aluminum Well Cap**
- **May order without an Aluminum Well Cap - Call for Price**

WARNING: This product meets Federal USA Drinking Water requirements but has not been specifically tested or approved as no-lead in the State of California.

MERRILL MANUFACTURING

No-Lead

H2O PITLESS CONTROL UNITS

12" Galvanized Steel Upper Casing to 5" Well Casing (continued)

Order No.	UPC Bar Code (Qty. 1)	Casing Size	Bury Depth	Discharge Size	Tank Size	Watertight Cap Included	Approx. Wt./Lbs.
5" Casing Models							
PCM5402U	6 42367 44022 0	5"	4'	1"	2.1 Gallon	With Plate	---
PCM5410U	6 42367 43882 1	5"	4'	1-1/4"	No Tank	With Plate	237.0
PCM5412U	6 42367 43742 8	5"	4'	1-1/4"	2.1 Gallon	With Plate	229.0
PCM5414U	6 42367 43743 5	5"	4'	1-1/4"	4.5 Gallon	With Plate	229.0
PCM5418U	6 42367 43744 2	5"	4'	1-1/4"	10 Gallon	With Plate	233.0
PCM5420U	6 42367 43903 3	5"	4'	2"	No Tank	With Plate	231.0
PCM5428U	6 42367 43745 9	5"	4'	2"	10 Gallon	With Plate	244.0
PCM5502U	6 42367 44023 7	5"	5'	1"	2.1 Gallon	With Plate	---
PCM5510U	6 42367 43883 8	5"	5'	1-1/4"	No Tank	With Plate	255.5
PCM5512U	6 42367 43746 6	5"	5'	1-1/4"	2.1 Gallon	With Plate	---
PCM5514U	6 42367 43747 3	5"	5'	1-1/4"	4.5 Gallom	With Plate	264.0
PCM5518U	6 42367 43748 0	5"	5'	1-1/4"	10 Gallon	With Plate	269.0
PCM5520U	6 42367 43884 5	5"	5'	2"	No Tank	With Plate	267.0
PCM5528U	6 42367 43749 7	5"	5'	2"	10 Gallon	With Plate	280.0
PCM5602U	6 42367 44024 4	5"	6'	1"	2.1 Gallon	With Plate	---
PCM5610U	6 42367 44025 1	5"	6'	1-1/4"	No Tank	With Plate	280.0
PCM5612U	6 42367 43750 3	5"	6'	1-1/4"	2.1 Gallon	With Plate	280.0
PCM5614U	6 42367 43751 0	5"	6'	1-1/4"	4.5 Gallon	With Plate	264.0
PCM5618U	6 42367 43752 7	5"	6'	1-1/4"	10 Gallon	With Plate	---
PCM5620U	6 42367 44026 8	5"	6'	2"	No Tank	With Plate	---
PCM5628U	6 42367 43753 4	5"	6'	2"	10 Gallon	With Plate	---
PCM5702U	6 42367 44027 5	5"	7'	1"	2.1 Gallon	With Plate	---
PCM5710U	6 42367 44028 2	5"	7'	1-1/4"	No Tank	With Plate	---
PCM5712U	6 42367 44029 9	5"	7'	1-1/4"	2.1 Gallon	With Plate	---
PCM5714U	6 42367 44030 5	5"	7'	1-1/4"	4.5 Gallon	With Plate	---
PCM5718U	6 42367 44031 2	5"	7'	1-1/4"	10 Gallon	With Plate	---
PCM5720U	6 42367 44032 9	5"	7'	2"	No Tank	With Plate	---
PCM5728U	6 42367 44033 6	5"	7'	2"	10 Gallon	With Plate	---

12" Galvanized Steel Upper Casing to 6" Well Casing

Order No.	UPC Bar Code (Qty. 1)	Casing Size	Bury Depth	Discharge Size	Tank Size	Watertight Cap Included	Approx. Wt./Lbs.
6" Casing Models							
PCM6302U	6 42367 43972 9	6"	3'	1"	2.1 Gallon	With Plate	---
PCM6310U	6 42367 43973 6	6"	3'	1-1/4"	No Tank	With Plate	---
PCM6312U	6 42367 43974 3	6"	3'	1-1/4"	2.1 Gallon	With Plate	---
PCM6314U	6 42367 43975 0	6"	3'	1-1/4"	4.5 Gallon	With Plate	---
PCM6318U	6 42367 43976 7	6"	3'	1-1/4"	10 Gallon	With Plate	---
PCM6320U	6 42367 43977 4	6"	3'	2"	No Tank	With Plate	---
PCM6328U	6 42367 43978 1	6"	3'	2"	10 Gallon	With Plate	---
PCM6402U	6 42367 43979 8	6"	4'	1"	2.1 Gallon	With Plate	---
PCM6410U	6 42367 43980 4	6"	4'	1-1/4"	No Tank	With Plate	---
PCM6412U	6 42367 43754 1	6"	4'	1-1/4"	2.1 Gallon	With Plate	---
PCM6414U	6 42367 43755 8	6"	4'	1-1/4"	4.5 Gallon	With Plate	260.0
PCM6418U	6 42367 43756 5	6"	4'	1-1/4"	10 Gallon	With Plate	---
PCM6420U	6 42367 43981 1	6"	4'	2"	No Tank	With Plate	---
PCM6428U	6 42367 43757 2	6"	4'	2"	10 Gallon	With Plate	---

WARNING: This product meets Federal USA Drinking Water requirements but has not been specifically tested or approved as no-lead in the State of California.

NOTE:
- **Units come standard with an Aluminum Well Cap**
- **May order without an Aluminum Well Cap - Call for Price**

No-Lead

MERRILL MANUFACTURING

2

H2O PITLESS CONTROL UNITS

12" Galvanized Steel Upper Casing to 6" Well Casing (continued)

Order No.	UPC Bar Code (Qty. 1)	Casing Size	Bury Depth	Discharge Size	Tank Size	Watertight Cap Included	Approx. Wt./Lbs.
6" Casing Models							
PCM6502U	6 42367 43982 8	6"	5'	1"	2.1 Gallon	With Plate	---
PCM6510U	6 42367 43983 5	6"	5'	1-1/4"	No Tank	With Plate	---
PCM6512U	6 42367 43758 9	6"	5'	1-1/4"	2.1 Gallon	With Plate	---
PCM6514U	6 42367 43759 6	6"	5'	1-1/4"	4.5 Gallon	With Plate	260.0
PCM6518U	6 42367 43760 2	6"	5'	1-1/4"	10 Gallon	With Plate	276.9
PCM6520U	6 42367 43900 2	6"	5'	2"	No Tank	With Plate	255.5
PCM6528U	6 42367 43761 9	6"	5'	2"	10 Gallon	With Plate	281.0
PCM6602U	6 42367 43984 2	6"	6'	1"	2.1 Gallon	With Plate	---
PCM6610U	6 42367 43985 9	6"	6'	1-1/4"	No Tank	With Plate	---
PCM6612U	6 42367 43762 6	6"	6'	1-1/4"	2.1 Gallon	With Plate	290.0
PCM6614U	6 42367 43763 3	6"	6'	1-1/4"	4.5 Gallon	With Plate	290.0
PCM6618U	6 42367 43764 0	6"	6'	1-1/4"	10 Gallon	With Plate	---
PCM6620U	6 42367 43986 6	6"	6'	2"	No Tank	With Plate	306.0
PCM6628U	6 42367 43765 7	6"	6'	2"	10 Gallon	With Plate	306.0
PCM6702U	6 42367 43987 3	6"	7'	1"	2.1 Gallon	With Plate	---
PCM6710U	6 42367 43988 0	6"	7'	1-1/4"	No Tank	With Plate	254.5
PCM6712U	6 42367 43989 7	6"	7'	1-1/4"	2.1 Gallon	With Plate	---
PCM6714U	6 42367 43990 3	6"	7'	1-1/4"	4.5 Gallon	With Plate	---
PCM6718U	6 42367 43991 0	6"	7'	1-1/4"	10 Gallon	With Plate	---
PCM6720U	6 42367 43992 7	6"	7'	2"	No Tank	With Plate	---
PCM6728U	6 42367 43993 4	6"	7'	2"	10 Gallon	With Plate	---

12" Galvanized Steel Upper Casing to 8" Well Casing

Order No.	UPC Bar Code (Qty. 1)	Casing Size	Bury Depth	Discharge Size	Tank Size	Watertight Cap Included	Approx. Wt./Lbs.
8" Casing Models							
PCM8312U	6 42367 43994 1	8"	3'	1-1/4"	2.1 Gallon	With Plate	---
PCM8314U	6 42367 43995 8	8"	3'	1-1/4"	4.5 Gallon	With Plate	---
PCM8318U	6 42367 43996 5	8"	3'	1-1/4"	10 Gallon	With Plate	---
PCM8322U	6 42367 43997 2	8"	3'	2"	2.1 Gallon	With Plate	---
PCM8324U	6 42367 43998 9	8"	3'	2"	4.5 Gallon	With Plate	---
PCM8328U	6 42367 43999 6	8"	3'	2"	10 Gallon	With Plate	---
PCM8412U	6 42367 43766 4	8"	4'	1-1/4"	2.1 Gallon	With Plate	---
PCM8414U	6 42367 43767 1	8"	4'	1-1/4"	4.5 Gallon	With Plate	---
PCM8418U	6 42367 43768 8	8"	4'	1-1/4"	10 Gallon	With Plate	---
PCM8422U	6 42367 44000 8	8"	4'	2"	2.1 Gallon	With Plate	---
PCM8424U	6 42367 44001 5	8"	4'	2"	4.5 Gallon	With Plate	320.0
PCM8428U	6 42367 43769 5	8"	4'	2"	10 Gallon	With Plate	---
PCM8512U	6 42367 43770 1	8"	5'	1-1/4"	2.1 Gallon	With Plate	---
PCM8514U	6 42367 43771 8	8"	5'	1-1/4"	4.5 Gallon	With Plate	---
PCM8518U	6 42367 43772 5	8"	5'	1-1/4"	10 Gallon	With Plate	---
PCM8522U	6 42367 44002 2	8"	5'	2"	2.1 Gallon	With Plate	---
PCM8524U	6 42367 44003 9	8"	5'	2"	4.5 Gallon	With Plate	---
PCM8528U	6 42367 43773 2	8"	5'	2"	10 Gallon	With Plate	320.0
PCM8612U	6 42367 44004 6	8"	6'	1-1/4"	2.1 Gallon	With Plate	---
PCM8614U	6 42367 44005 3	8"	6'	1-1/4"	4.5 Gallon	With Plate	---
PCM8618U	6 42367 44006 0	8"	6'	1-1/4"	10 Gallon	With Plate	---
PCM8622U	6 42367 44007 7	8"	6'	2"	2.1 Gallon	With Plate	---
PCM8624U	6 42367 44008 4	8"	6'	2"	4.5 Gallon	With Plate	---
PCM8628U	6 42367 44009 1	8"	6'	2"	10 Gallon	With Plate	---

NOTE:
- **Units come standard with an Aluminum Well Cap**
- **May order without an Aluminum Well Cap - Call for Price**

WARNING: This product meets Federal USA Drinking Water requirements but has not been specifically tested or approved as no-lead in the State of California.

MERRILL MANUFACTURING

H2O PITLESS CONTROL UNITS

No-Lead

12" PVC Upper Casing to 4" Well Casing

Order No.	UPC Bar Code (Qty. 1)	Casing Size	Bury Depth	Discharge Size	Tank Size	Watertight Cap Included	Approx. Wt./Lbs.
4" Casing Models							
PPCM4302U	6 42367 43774 9	4"	3'	1"	2.1 Gallon	With Plate	90.0
PPCM4310U	6 42367 44041 1	4"	3'	1-1/4"	No Tank	With Plate	---
PPCM4312U	6 42367 43777 0	4"	3'	1-1/4"	2.1 Gallon	With Plate	---
PPCM4314U	6 42367 43778 7	4"	3'	1-1/4"	4.5 Gallon	With Plate	90.0
PPCM4318U	6 42367 43779 4	4"	3'	1-1/4"	10 Gallon	With Plate	---
PPCM4320U	6 42367 44042 8	4"	3'	2"	No Tank	With Plate	---
PPCM4328U	6 42367 43780 0	4"	3'	2"	10 Gallon	With Plate	---
PPCM4402U	6 42367 44043 5	4"	4'	1"	2.1 Gallon	With Plate	90.0
PPCM4410U	6 42367 44044 2	4"	4'	1-1/4"	No Tank	With Plate	---
PPCM4412U	6 42367 44045 9	4"	4'	1-1/4"	2.1 Gallon	With Plate	---
PPCM4414U	6 42367 44046 6	4"	4'	1-1/4"	4.5 Gallon	With Plate	90.0
PPCM4418U	6 42367 44047 3	4"	4'	1-1/4"	10 Gallon	With Plate	---
PPCM4420U	6 42367 44048 0	4"	4'	2"	No Tank	With Plate	---
PPCM4428U	6 42367 44049 7	4"	4'	2"	10 Gallon	With Plate	---
PPCM4502U	6 42367 44050 3	4"	5'	1"	2.1 Gallon	With Plate	---
PPCM4510U	6 42367 44051 0	4"	5'	1-1/4"	No Tank	With Plate	---
PPCM4512U	6 42367 44052 7	4"	5'	1-1/4"	2.1 Gallon	With Plate	---
PPCM4514U	6 42367 44053 4	4"	5'	1-1/4"	4.5 Gallon	With Plate	96.0
PPCM4518U	6 42367 44054 1	4"	5'	1-1/4"	10 Gallon	With Plate	---
PPCM4520U	6 42367 44055 8	4"	5'	2"	No Tank	With Plate	---
PPCM4528U	6 42367 44056 5	4"	5'	2"	10 Gallon	With Plate	---
PPCM4602U	6 42367 44057 2	4"	6'	1"	2.1 Gallon	With Plate	---
PPCM4610U	6 42367 44058 9	4"	6'	1-1/4"	No Tank	With Plate	---
PPCM4612U	6 42367 44059 6	4"	6'	1-1/4"	2.1 Gallon	With Plate	---
PPCM4614U	6 42367 44060 2	4"	6'	1-1/4"	4.5 Gallon	With Plate	---
PPCM4618U	6 42367 44061 9	4"	6'	1-1/4"	10 Gallon	With Plate	---
PPCM4620U	6 42367 44062 6	4"	6'	2"	No Tank	With Plate	---
PPCM4628U	6 42367 44063 3	4"	6'	2"	10 Gallon	With Plate	---
PPCM4702U	6 42367 44064 0	4"	7'	1"	2.1 Gallon	With Plate	90.0
PPCM4710U	6 42367 44065 7	4"	7'	1-1/4"	No Tank	With Plate	---
PPCM4712U	6 42367 44066 4	4"	7'	1-1/4"	2.1 Gallon	With Plate	---
PPCM4714U	6 42367 44067 1	4"	7'	1-1/4"	4.5 Gallon	With Plate	---
PPCM4718U	6 42367 44068 8	4"	7'	1-1/4"	10 Gallon	With Plate	---
PPCM4720U	6 42367 44069 5	4"	7'	2"	No Tank	With Plate	---
PPCM4728U	6 42367 44070 1	4"	7'	2"	10 Gallon	With Plate	---

12" PVC Upper Casing to 5" Well Casing

Order No.	UPC Bar Code (Qty. 1)	Casing Size	Bury Depth	Discharge Size	Tank Size	Watertight Cap Included	Approx. Wt./Lbs.
5" Casing Models							
PPCM5302U	6 42367 43781 7	5"	3'	1"	2.1 Gallon	With Plate	90.0
PPCM5310U	6 42367 44071 8	5"	3'	1-1/4"	No Tank	With Plate	90.0
PPCM5312U	6 42367 43784 8	5"	3'	1-1/4"	2.1 Gallon	With Plate	---
PPCM5314U	6 42367 43785 5	5"	3'	1-1/4"	4.5 Gallon	With Plate	90.0
PPCM5318U	6 42367 43786 2	5"	3'	1-1/4"	10 Gallon	With Plate	90.0
PPCM5320U	6 42367 44072 5	5"	3'	2"	No Tank	With Plate	---
PPCM5328U	6 42367 43787 9	5"	3'	2"	10 Gallon	With Plate	---

WARNING: This product meets Federal USA Drinking Water requirements but has not been specifically tested or approved as no-lead in the State of California.

NOTE:
- **Units come standard with an Aluminum Well Cap**
- **May order without an Aluminum Well Cap - Call for Price**

H2O PITLESS CONTROL UNITS

12" PVC Upper Casing to 5" Well Casing (continued)

Order No.	UPC Bar Code (Qty. 1)	Casing Size	Bury Depth	Discharge Size	Tank Size	Watertight Cap Included	Approx. Wt./Lbs.
5" Casing Models							
PPCM5402U	6 42367 44073 2	5"	4'	1"	2.1 Gallon	With Plate	229.0
PPCM5410U	6 42367 44074 9	5"	4'	1-1/4"	No Tank	With Plate	90.0
PPCM5412U	6 42367 44075 6	5"	4'	1-1/4"	2.1 Gallon	With Plate	90.0
PPCM5414U	6 42367 44076 3	5"	4'	1-1/4"	4.5 Gallon	With Plate	90.0
PPCM5418U	6 42367 44077 0	5"	4'	1-1/4"	10 Gallon	With Plate	---
PPCM5420U	6 42367 44078 7	5"	4'	2"	No Tank	With Plate	---
PPCM5428U	6 42367 44079 4	5"	4'	2"	10 Gallon	With Plate	90.0
PPCM5502U	6 42367 44080 0	5"	5'	1"	2.1 Gallon	With Plate	90.0
PPCM5510U	6 42367 44081 7	5"	5'	1-1/4"	No Tank	With Plate	90.0
PPCM5512U	6 42367 44082 4	5"	5'	1-1/4"	2.1 Gallon	With Plate	95.8
PPCM5514U	6 42367 44083 1	5"	5'	1-1/4"	4.5 Gallon	With Plate	90.0
PPCM5518U	6 42367 44085 5	5"	5'	1-1/4"	10 Gallon	With Plate	90.0
PPCM5520U	6 42367 44086 2	5"	5'	2"	No Tank	With Plate	90.0
PPCM5528U	6 42367 44087 9	5"	5'	2"	10 Gallon	With Plate	90.0
PPCM5602U	6 42367 44088 6	5"	6'	1"	2.1 Gallon	With Plate	---
PPCM5610U	6 42367 44089 3	5"	6'	1-1/4"	No Tank	With Plate	96.6
PPCM5612U	6 42367 44090 9	5"	6'	1-1/4"	2.1 Gallon	With Plate	---
PPCM5614U	6 42367 44091 6	5"	6'	1-1/4"	4.5 Gallon	With Plate	---
PPCM5618U	6 42367 44092 3	5"	6'	1-1/4"	10 Gallon	With Plate	---
PPCM5620U	6 42367 44093 0	5"	6'	2"	No Tank	With Plate	---
PPCM5628U	6 42367 44094 7	5"	6'	2"	10 Gallon	With Plate	121.2
PPCM5702U	6 42367 44095 4	5"	7'	1"	2.1 Gallon	With Plate	169.1
PPCM5710U	6 42367 44096 1	5"	7'	1-1/4"	No Tank	With Plate	---
PPCM5712U	6 42367 44097 8	5"	7'	1-1/4"	2.1 Gallon	With Plate	---
PPCM5714U	6 42367 44098 5	5"	7'	1-1/4"	4.5 Gallon	With Plate	---
PPCM5718U	6 42367 44100 5	5"	7'	1-1/4"	10 Gallon	With Plate	175.7
PPCM5720U	6 42367 44101 2	5"	7'	2"	No Tank	With Plate	---
PPCM5728U	6 42367 44102 9	5"	7'	2"	10 Gallon	With Plate	---

12" PVC Upper Casing to 6" Well Casing

Order No.	UPC Bar Code (Qty. 1)	Casing Size	Bury Depth	Discharge Size	Tank Size	Watertight Cap Included	Approx. Wt./Lbs.
6" Casing Models							
PPCM6302U	6 42367 43788 6	6"	3'	1"	2.1 Gallon	With Plate	90.0
PPCM6310U	6 42367 44103 6	6"	3'	1-1/4"	No Tank	With Plate	71.5
PPCM6312U	6 42367 43791 6	6"	3'	1-1/4"	2.1 Gallon	With Plate	---
PPCM6314U	6 42367 43792 3	6"	3'	1-1/4"	4.5 Gallon	With Plate	---
PPCM6318U	6 42367 43793 0	6"	3'	1-1/4"	10 Gallon	With Plate	90.0
PPCM6320U	6 42367 44104 3	6"	3'	2"	No Tank	With Plate	90.0
PPCM6328U	6 42367 43794 7	6"	3'	2"	10 Gallon	With Plate	---
PPCM6402U	6 42367 44105 0	6"	4'	1"	2.1 Gallon	With Plate	90.0
PPCM6410U	6 42367 44106 7	6"	4'	1-1/4"	No Tank	With Plate	---
PPCM6412U	6 42367 44107 4	6"	4'	1-1/4"	2.1 Gallon	With Plate	90.0
PPCM6414U	6 42367 44108 1	6"	4'	1-1/4"	4.5 Gallon	With Plate	---
PPCM6418U	6 42367 44109 8	6"	4'	1-1/4"	10 Gallon	With Plate	---
PPCM6420U	6 42367 44110 4	6"	4'	2"	No Tank	With Plate	---
PPCM6428U	6 42367 44111 1	6"	4'	2"	10 Gallon	With Plate	---

NOTE:
- Units come standard with an Aluminum Well Cap
- May order without an Aluminum Well Cap - Call for Price

WARNING: This product meets Federal USA Drinking Water requirements but has not been specifically tested or approved as no-lead in the State of California.

MERRILL MANUFACTURING

H2O PITLESS CONTROL UNITS

No-Lead

12" PVC Upper Casing to 6" Well Casing (continued)

Order No.	UPC Bar Code (Qty. 1)	Casing Size	Bury Depth	Discharge Size	Tank Size	Watertight Cap Included	Approx. Wt./Lbs.
6" Casing Models							
PPCM6502U	6 42367 44112 8	6"	5'	1"	2.1 Gallon	With Plate	---
PPCM6510U	6 42367 44113 5	6"	5'	1-1/4"	No Tank	With Plate	---
PPCM6512U	6 42367 44114 2	6"	5'	1-1/4"	2.1 Gallon	With Plate	---
PPCM6514U	6 42367 44115 9	6"	5'	1-1/4"	4.5 Gallon	With Plate	---
PPCM6518U	6 42367 44116 6	6"	5'	1-1/4"	10 Gallon	With Plate	---
PPCM6520U	6 42367 44117 3	6"	5'	2"	No Tank	With Plate	---
PPCM6528U	6 42367 44118 0	6"	5'	2"	10 Gallon	With Plate	114.0
PPCM6602U	6 42367 44119 7	6"	6'	1"	2.1 Gallon	With Plate	---
PPCM6610U	6 42367 44120 3	6"	6'	1-1/4"	No Tank	With Plate	90.0
PPCM6612U	6 42367 44121 0	6"	6'	1-1/4"	2.1 Gallon	With Plate	104.9
PPCM6614U	6 42367 44122 7	6"	6'	1-1/4"	4.5 Gallon	With Plate	---
PPCM6618U	6 42367 44123 4	6"	6'	1-1/4"	10 Gallon	With Plate	---
PPCM6620U	6 42367 44124 1	6"	6'	2"	No Tank	With Plate	107.8
PPCM6628U	6 42367 44125 8	6"	6'	2"	10 Gallon	With Plate	90.0
PPCM6702U	6 42367 44126 5	6"	7'	1"	2.1 Gallon	With Plate	---
PPCM6710U	6 42367 44127 2	6"	7'	1-1/4"	No Tank	With Plate	---
PPCM6712U	6 42367 44128 9	6"	7'	1-1/4"	2.1 Gallon	With Plate	---
PPCM6714U	6 42367 44129 6	6"	7'	1-1/4"	4.5 Gallon	With Plate	---
PPCM6718U	6 42367 44130 2	6"	7'	1-1/4"	10 Gallon	With Plate	---
PPCM6720U	6 42367 44131 9	6"	7'	2"	No Tank	With Plate	---
PPCM6728U	6 42367 44132 6	6"	7'	2"	10 Gallon	With Plate	---

12" PVC Upper Casing to 8" Well Casing

Order No.	UPC Bar Code (Qty. 1)	Casing Size	Bury Depth	Discharge Size	Tank Size	Watertight Cap Included	Approx. Wt./Lbs.
8" Casing Models							
PPCM8312U	6 42367 43806 7	8"	3'	1-1/4"	2.1 Gallon	With Plate	90.0
PPCM8314U	6 42367 43807 4	8"	3'	1-1/4"	4.5 Gallon	With Plate	---
PPCM8318U	6 42367 43808 1	8"	3'	1-1/4"	10 Gallon	With Plate	---
PPCM8322U	6 42367 44133 3	8"	3'	2"	2.1 Gallon	With Plate	---
PPCM8324U	6 42367 44134 0	8"	3'	2"	4.5 Gallon	With Plate	90.0
PPCM8328U	6 42367 43809 8	8"	3'	2"	10 Gallon	With Plate	90.0
PPCM8412U	6 42367 44135 7	8"	4'	1-1/4"	2.1 Gallon	With Plate	---
PPCM8414U	6 42367 44136 4	8"	4'	1-1/4"	4.5 Gallon	With Plate	---
PPCM8418U	6 42367 44137 1	8"	4'	1-1/4"	10 Gallon	With Plate	---
PPCM8422U	6 42367 44138 8	8"	4'	2"	2.1 Gallon	With Plate	---
PPCM8424U	6 42367 44139 5	8"	4'	2"	4.5 Gallon	With Plate	---
PPCM8428U	6 42367 44140 1	8"	4'	2"	10 Gallon	With Plate	---
PPCM8512U	6 42367 44141 8	8"	5'	1-1/4"	2.1 Gallon	With Plate	---
PPCM8514U	6 42367 44142 5	8"	5'	1-1/4"	4.5 Gallon	With Plate	---
PPCM8518U	6 42367 44143 2	8"	5'	1-1/4"	10 Gallon	With Plate	---
PPCM8522U	6 42367 44144 9	8"	5'	2"	2.1 Gallon	With Plate	---
PPCM8524U	6 42367 44145 6	8"	5'	2"	4.5 Gallon	With Plate	---
PPCM8528U	6 42367 44146 3	8"	5'	2"	10 Gallon	With Plate	---
PPCM8612U	6 42367 44147 0	8"	6'	1-1/4"	2.1 Gallon	With Plate	---
PPCM8614U	6 42367 44148 7	8"	6'	1-1/4"	4.5 Gallon	With Plate	---
PPCM8618U	6 42367 44149 4	8"	6'	1-1/4"	10 Gallon	With Plate	---
PPCM8622U	6 42367 44150 0	8"	6'	2"	2.1 Gallon	With Plate	---
PPCM8624U	6 42367 44151 7	8"	6'	2"	4.5 Gallon	With Plate	---
PPCM8628U	6 42367 44152 4	8"	6'	2"	10 Gallon	With Plate	---

WARNING: This product meets Federal USA Drinking Water requirements but has not been specifically tested or approved as no-lead in the State of California.

NOTE:
- **Units come standard with an Aluminum Well Cap**
- **May order without an Aluminum Well Cap - Call for Price**

No-Lead

MERRILL MANUFACTURING

2

H2O PITLESS CONTROL CENTERS

12" PVC Upper Casing - Open Bottom Installed Outside Well

Order No.	UPC Bar Code (Qty. 1)	Bury Depth	Discharge Size	Tank Size	Watertight Cap Included	Approx. Wt./Lbs.
PPCC12302U	6 42367 44167 8	3'	1"	2.1 Gallon	With Plate	---
PPCC12310U	6 42367 44168 5	3'	1-1/4"	No Tank	With Plate	---
PPCC12312U	6 42367 44169 2	3'	1-1/4"	2.1 Gallon	With Plate	---
PPCC12314U	6 42367 44170 8	3'	1-1/4"	4.5 Gallon	With Plate	---
PPCC12318U	6 42367 44171 5	3'	1-1/4"	10 Gallon	With Plate	---
PPCC12320U	6 42367 44172 2	3'	2"	No Tank	With Plate	---
PPCC12328U	6 42367 44173 9	3'	2"	10 Gallon	With Plate	---
PPCC12402U	6 42367 44174 6	4'	1"	2.1 Gallon	With Plate	---
PPCC12410U	6 42367 44175 3	4'	1-1/4"	No Tank	With Plate	---
PPCC12412U	6 42367 44176 0	4'	1-1/4"	2.1 Gallon	With Plate	---
PPCC12414U	6 42367 44177 7	4'	1-1/4"	4.5 Gallon	With Plate	---
PPCC12418U	6 42367 44178 4	4'	1-1/4"	10 Gallon	With Plate	---
PPCC12420U	6 42367 44179 7	4'	2"	No Tank	With Plate	---
PPCC12428U	6 42367 44180 7	4'	2"	10 Gallon	With Plate	---
PPCC12502U	6 42367 44181 4	5'	1"	2.1 Gallon	With Plate	---
PPCC12510U	6 42367 44182 1	5'	1-1/4"	No Tank	With Plate	---
PPCC12512U	6 42367 44183 8	5'	1-1/4"	2.1 Gallon	With Plate	---
PPCC12514U	6 42367 44184 5	5'	1-1/4"	4.5 Gallon	With Plate	---
PPCC12518U	6 42367 44185 2	5'	1-1/4"	10 Gallon	With Plate	---
PPCC12520U	6 42367 44186 9	5'	2"	No Tank	With Plate	---
PPCC12528U	6 42367 44187 6	5'	2"	10 Gallon	With Plate	---
PPCC12602U	6 42367 44188 3	6'	1"	2.1 Gallon	With Plate	---
PPCC12610U	6 42367 44189 0	6'	1-1/4"	No Tank	With Plate	---
PPCC12612U	6 42367 44190 6	6'	1-1/4"	2.1 Gallon	With Plate	---
PPCC12614U	6 42367 44191 3	6'	1-1/4"	4.5 Gallon	With Plate	---
PPCC12618U	6 42367 44192 0	6'	1-1/4"	10 Gallon	With Plate	---
PPCC12620U	6 42367 44193 7	6'	2"	No Tank	With Plate	---
PPCC12628U	6 42367 44194 4	6'	2"	10 Gallon	With Plate	---
PPCC12702U	6 42367 44195 1	7'	1"	2.1 Gallon	With Plate	---
PPCC12710U	6 42367 44196 8	7'	1-1/4"	No Tank	With Plate	---
PPCC12712U	6 42367 44197 5	7'	1-1/4"	2.1 Gallon	With Plate	---
PPCC12714U	6 42367 44198 2	7'	1-1/4"	4.5 Gallon	With Plate	---
PPCC12718U	6 42367 44199 9	7'	1-1/4"	10 Gallon	With Plate	---
PPCC12720U	6 42367 44200 2	7'	2"	No Tank	With Plate	---
PPCC12728U	6 42367 44201 9	7'	2"	10 Gallon	With Plate	---

12" Aluminum Well Cap with Mounting Plate

Examples of Drive Pump Controls that may be Mounted to Plate

NOTE:
- **Units come standard with an Aluminum Well Cap**
- **May order without an Aluminum Well Cap - Call for Price**

WARNING: This product meets Federal USA Drinking Water requirements but has not been specifically tested or approved as no-lead in the State of California.

2

MERRILL MANUFACTURING

H2O PITLESS CONTROL UNIT PARTS

No-Lead

H2O Parts List

Order No.	UPC Bar Code (Qty. 1)	Description
H2BVFNL	6 42367 43863 0	2" Hex No-Lead Brass Female Valve
H2BVMNL100	6 42367 43866 1	1" Pull Pipe No-Lead Brass Male Valve
H2BVMNL125	6 42367 43865 4	1-1/4" Pull Pipe No-Lead Brass Male Valve
OR210	6 42367 43853 1	#210 O-Ring
STRAP27	6 42367 43832 6	1/4" x 1" x 27" Pull Strap
STRAP41	6 42367 43833 3	1/4" x 1" x 41" Pull Strap
STRAP53	6 42367 43834 0	1/4" x 1" x 53" Pull Strap
STRAP65	6 42367 43835 7	1/4" x 1" x 65" Pull Strap
STRAP77	6 42367 43836 4	1/4" x 1" x 77" Pull Strap
WCH12T	6 42367 43888 3	12" Aluminum Well Cap Cover
WCH12B	6 42367 43889 0	12" Aluminum Bottom Ring
H2UP	6 42367 43855 5	Aluminum Universal Plate
WCH1200	6 42367 43886 9	12" Well Cap and Bottom Ring Unit (Tapped for mounting plate)
WCH1200UB	6 42367 43890 6	12" Well Cap and Bottom Ring with Mounting Plate
OR457	6 42367 43816 6	12" Cover O-Ring
OR454	6 42367 43815 9	12" Bottom Ring O-Ring
MBNL200D	6 42367 43891 3	MBNL200 1" Discharge
MBNL225D	6 42367 43892 0	MBNL225 1-1/4" Discharge
MHBNL125D	6 42367 44657 4	MHBNL125 Heavy-Duty 1-1/4" Discharge
MBNL300D	6 42367 43893 7	MBNL300 2" Discharge
BPNL25	6 42367 43824 1	1/4" No-Lead Brass Plug w/square head
BNNL75025	6 42367 43879 1	3/4" x 2-1/2" No-Lead Brass Nipple
BCNL75	6 42367 43823 4	3/4" No-Lead Brass Cross
H2PT2	6 42367 43896 8	2.1 Gallon Pressure Tank
H2PT4	6 42367 43897 5	4.5 Gallon Pressure Tank
H2PT10	6 42367 44385 6	10 Gallon Pressure Tank
C5	6 42367 09463 8	Stainless Steel Pull Strap Bolt 1/4" x 1/2"
3/4SCREEN	6 42367 05121 1	Vent Screen
GGS1/4	6 42367 01602 9	Green Ground Screw
SS1/4X5/8HCS	6 42367 41182 4	Stainless Steel Ring Bolt
SS1/4X1-1/2	6 42367 41989 9	Stainless Steel Lid Bolt
SS1/4HN	6 42367 43854 8	Stainless Steel 1/4-20 Hex Nut



WARNING: This product meets Federal USA Drinking Water requirements but has not been specifically tested or approved as no-lead in the State of California.

Form No. 2114.7

No-Lead

MERRILL MANUFACTURING

Made In U.S.A.

2

ANTI-SEIZE/GASKET LUBE, THREAD SEALING COMPOUND AND TAPE

Premium Assembly Lubricant / Preservative

- USDA H-1 approved
- Safe for drinking water or incidental food contact
- Antibacterial / Antifungal additive
- Safe on metal, plastics and most gaskets

PAL100

Gasket Lube for Sanitary Installation - Premium Assembly Lubricant/Preservative

Merrill Anti-Seize/Gasket Lube is specifically formulated to aid in the assembly and preservation of pitless adapters in water well casing applications. It incorporates USDA H-1 food grade anti-seize technology with elastomer preservation technology.

Merrill Anti-Seize/Gasket Lube is formulated with a unique blend of synthetics and white oil thickened with a food grade aluminum complex soap. The aluminum complex soap provides the highest level of water resistance with thermal stability. The blend of USDA H-1 fluids were carefully balanced to provide a wide range of gasket compatibility and lubricity.

The Antibacterial / Antifungal additive further extends life of the lubricant and reduces the potential for contamination.

Specifically designed to aid in the installation of pitless adapters, Merrill Anti-Seize/Gasket Lube can be used for other gasket installation applications. It can also be used for anti-seize applications where drinking water or incidental food contact is likely.

Anti-Seize/Gasket Lube

Order No.	UPC Bar Code (Qty. 1)	Container Size	Container	Carton Qty.	Approx. Wt./Lbs.
PAL100	0 96542 71704 9	1 lb.	Can	12	1.0
Brush top can in economical/professional size.					

- Ideal for Stainless Steel
- Low Odor
- Non-Toxic
- Lead Free
- Heavy-Duty Industrial Grade

IG2

AQUA-SEAL Thread Sealing Compound - "To Eliminate Leaks"

MERRILL THREAD COMPOUND AQUA-SEAL is a slow drying, soft setting, non-hardening pipe thread compound. Recommended for on-site or assembly line work. Lead free. Will not harden in can. This compound is made with the highest quality materials and may be used for sealing threads on all metals, ABS, PVC, CPVC, nylon, and plastic piping systems. All information provided is based on laboratory testing, independent laboratory test results, and actual field experience.

Thread Sealing Compound

Order No.	UPC Bar Code (Qty. 1)	Container Size	Container	Carton Qty.	Approx. Wt./Lbs.
IG2	6 88544 02003 8	2 oz.	Tube	72	0.1
MASP05	6 42367 12953 8	8 oz.	Can	24	0.9
MASP1	6 42367 12952 1	16 oz.	Can	12	1.8

MASP05

MASP1

PTFE Teflon® Thread Seal Tape - Be sure to ask for quality tape with Nickel

Order No.	UPC Bar Code (Qty. 1)	Description	Thickness	Carton Qty.	Approx. Wt./Lbs.
Gray Thread Seal Tape for Stainless Steel with Nickel - High Density					
PTFEGSS5060	6 42367 42132 8	1/2" x 60" Long	4 mm	100	0.02
PTFEGSS50260	6 42367 42133 5	1/2" x 260" Long	4 mm	100	0.04
PTFEGSS50520	6 42367 42131 1	1/2" x 520" Long	4 mm	100	0.05
PTFEGSS75260	6 42367 43257 7	3/4" x 260" Long	4 mm	100	0.04
White Thread Seal Tape - High Density					
PTFEWHD5060	6 42367 42134 2	1/2" x 60" Long	3.5 mm	100	0.01
PTFEWHD50260	6 42367 42135 9	1/2" x 260" Long	3.5 mm	100	0.03
PTFEWHD50520	6 42367 42136 6	1/2" x 520" Long	3.5 mm	100	0.04
PTFEWHD75260	6 42367 42137 3	3/4" x 260" Long	3.5 mm	100	0.04
PTFEWHD75520	6 42367 42138 0	3/4" x 520" Long	3.5 mm	100	0.05



Thread Sealing Tape

WARNING: This product meets Federal USA Drinking Water requirements but has not been specifically tested or approved as no-lead in the State of California.

NGWA The Groundwater Association · waterwell trust · Well Water naturally better · Water Systems Council

Form No. 2084.18

2

MERRILL MANUFACTURING

No-Lead

SPK PITLESS KITS

FEATURES/BENEFITS

(1) **CERTIFIED WATERTIGHT PITLESS KITS & CAPS** - Tested and approved by Pitless Adapter Standard PAS-1, PAS-2, PAS-97(2019)(R 2023), ASSE Standard #1093-2019(R 2023) and Illinois Code.
BENEFIT: Approved by all stringent state codes.

* (2) **POSITIVE MECHANICAL SEAL** by simply turning the stainless steel adjusting nut at the top of the well.
BENEFIT: Positive operation after years of service.

(3) **FULL DIAMETER ACCESS TO WELL** - No obstructions inside well that may need to be removed before working on well, common problem to pitless adapters.
BENEFIT: Simple and fast installation.

* (4) **LARGE SPUD GASKET SEAL** on discharge ell assures watertight seal around hole cut in casing, and separates discharge elbow and casing, to eliminate corrosion that can make removal difficult.
BENEFIT: Insures seal to inside of casing.

(5) **DISCHARGE HUB CLAMPS AROUND CASING** with a U-bolt and backstrap, to prevent distortion of plastic casing if overtightened.
BENEFIT: Protects from installation mistakes.

(6) **USE EXISTING CASING-PLASTIC OR STEEL** - Low cost, and most of the advantages of pitless units.
BENEFIT: No restriction on casing material.

* **3 PART KIT** Consists of discharge hub, complete internal parts with pull pipe, and watertight cap.

* (7) **STEEL SUPPORT PLATE HOLDS WEIGHT,** more weight than pitless adapters, and minimizes danger of losing pump or pipe down well. The weight of the pump, pipe, and water is supported by the plate which uses the strength of the entire top of the casing, not just a small part of the side wall like pitless adapters.
BENEFIT: Safer and holds more weight.

(8) **CABLE SLOT IN STEEL SUPPORT PLATE** allows you to install and service pump without a splice in submersible cable.
BENEFIT: Easier installation.

* (9) **GROUND SCREW IN STEEL SUPPORT PLATE** provides a simple and easily accessible connection, for the electrical ground of the pump cable.
BENEFIT: Electrical safety.

* (10) **SIMPLE DISENGAGEMENT FOR SERVICE** by simply turning the stainless steel adjusting nut at the top of well.
BENEFIT: Simple operation of kit.

* (11) **WATER SYSTEM EASILY DRAINED** by turning the stainless steel adjusting nut at the top of well, so entire water system outside of well will drain WITHOUT PULLING THE PUMP, impossible with most other pitless kits and pitless adapters.
BENEFIT: Simple answer to draining pipe.

* (12) **SEASONAL HOMES** - The perfect answer for a seasonal home, simply turn off pump and turn stainless steel nut inside well cap at top of well to drain entire water system - not possible from any other company.
BENEFIT: Extra application to sell kit.

(13) **STAINLESS STEEL ELBOW FITTING** - available for discharge

Please specify when ordering Watertight Caps
(WC-4", 5", 6", or 8") (WCB-4", 5", 6", 8", or 10")

***Exclusive Merrill Quality Features**

Since 1971

Illinois Department of PUBLIC HEALTH

Note: Illinois State Approved

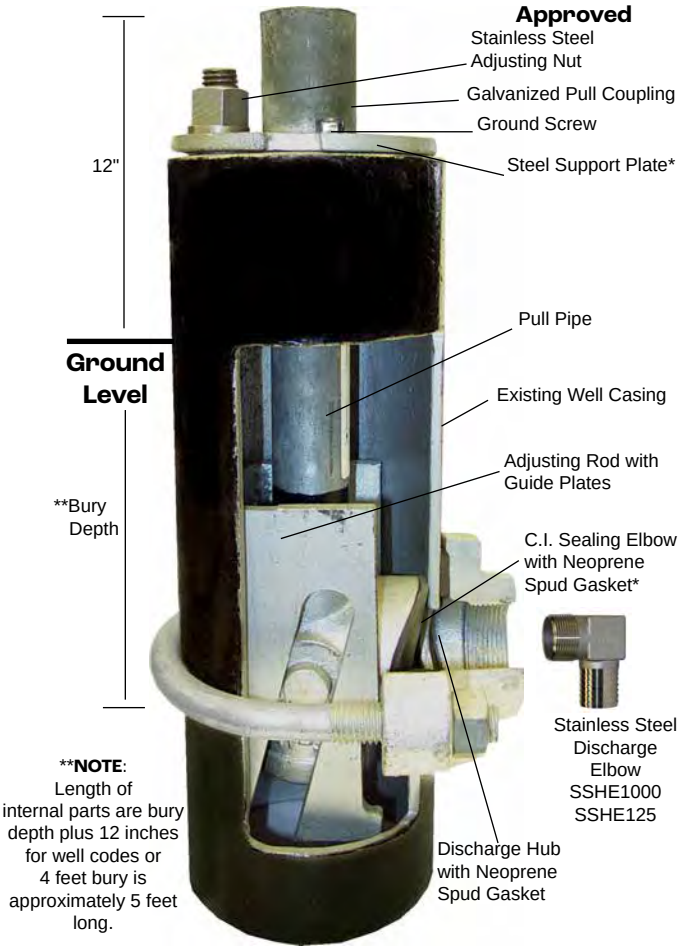

3 PART KIT

Complete Internal Assembly

Discharge Hub

Watertight Cap

Specifications:

Complete pitless kits - discharge outlet, internal parts complete with pull pipe, and watertight cap. Full diameter access in well with no obstructions and extra large neoprene spud gasket assures watertight seal. Corrosion free or corrosion protected parts - painted cast iron elbow and stainless steel adjusting nut. Support Plate at top of unit holds weight to take stress off internal parts, and ground screw included for electrical pump cable.

Form No. 2014.23

No-Lead

Stainless Steel Discharge Fitting Available

MERRILL MANUFACTURING

Illinois Department of PUBLIC HEALTH

Note: Illinois State Approved

2

SPK PITLESS KITS

NOTE	Product I.D.	Well Size	Bury Depth	Well Cap	Discharge Option
Order No. Breakdown -	SPK for Sub. Pitless	4 for 4" I.D. Casing	04 for 4" Bury Depth	WC Watertight Cap	2 for 2" Discharge

Two Well Cap Models Available — WC or WCB for Watertight Cap

	Order No.	UPC Bar Code (Qty. 1)	Well Size x Bury Depth	Drop Pipe & Discharge	WC Series Order No.	UPC Bar Code (Qty. 1)	Approx. Wt./Lbs. w/WC Cap	WCB Series Order No.	UPC Bar Code (Qty. 1)
SPK400 Series	SPK401	6 42367 02600 4	4" x 1'	1-1/4"	SPK401WC	6 42367 02602 8	25.0	SPK401WCB	6 42367 05502 8
	SPK402	6 42367 02603 5	4" x 2'	1-1/4"	SPK402WC	6 42367 02605 9	29.0	SPK402WCB	6 42367 05503 5
	SPK403	6 42367 02606 6	4" x 3'	1-1/4"	SPK403WC	6 42367 02608 0	32.0	SPK403WCB	6 42367 05504 2
	SPK404	6 42367 02609 7	4" x 4'	1-1/4"	SPK404WC	6 42367 02611 0	36.0	SPK404WCB	6 42367 05505 9
	SPK405	6 42367 02612 7	4" x 5'	1-1/4"	SPK405WC	6 42367 02614 1	39.0	SPK405WCB	6 42367 05506 6
	SPK406	6 42367 02615 8	4" x 6'	1-1/4"	SPK406WC	6 42367 02617 2	43.0	SPK406WCB	6 42367 05507 3
	SPK407	6 42367 02618 9	4" x 7'	1-1/4"	SPK407WC	6 42367 02620 2	46.0	SPK407WCB	6 42367 05508 0
	SPK408	6 42367 02621 9	4" x 8'	1-1/4"	SPK408WC	6 42367 02623 3	50.0	SPK408WCB	6 42367 05509 7
	SPK451	6 42367 41725 3	4-1/2" x 1'	1-1/4"					
	SPK452	6 42367 41726 0	4-1/2" x 2'	1-1/4"					
	SPK453	6 42367 41727 7	4-1/2" x 3'	1-1/4"	NOT AVAILABLE			NOT AVAILABLE	
	SPK454	6 42367 41728 4	4-1/2" x 4'	1-1/4"	WITH			WITH	
	SPK455	6 42367 06639 0	4-1/2" x 5'	1-1/4"	WC CAP			WCB CAP	
	SPK456	6 42367 41729 1	4-1/2" x 6'	1-1/4"					
	SPK457	6 42367 05916 3	4-1/2" x 7'	1-1/4"					
	SPK458	6 42367 41730 7	4-1/2" x 8'	1-1/4"					
	WC Series Watertight Cap - Cable Entrance = 1" Vent Included = 1/2"				**WCB Series Watertight Cap** - Cable Entrance = 1-1/2" Vent Not Included				
SPK500 Series	SPK501	6 42367 02625 7	5" x 1'	1-1/4"	SPK501WC	6 42367 02628 8	34.4	SPK501WCB	6 42367 05510 3
	SPK502	6 42367 02630 1	5" x 2'	1-1/4"	SPK502WC	6 42367 02633 2	37.4	SPK502WCB	6 42367 05511 0
	SPK503	6 42367 02635 6	5" x 3'	1-1/4"	SPK503WC	6 42367 02638 7	39.4	SPK503WCB	6 42367 05512 7
	SPK504	6 42367 02640 0	5" x 4'	1-1/4"	SPK504WC	6 42367 02643 1	42.4	SPK504WCB	6 42367 05513 4
	SPK505	6 42367 02645 5	5" x 5'	1-1/4"	SPK505WC	6 42367 02648 6	44.4	SPK505WCB	6 42367 05514 1
	SPK506	6 42367 02650 9	5" x 6'	1-1/4"	SPK506WC	6 42367 02653 0	47.4	SPK506WCB	6 42367 05515 8
	SPK507	6 42367 02655 4	5" x 7'	1-1/4"	SPK507WC	6 42367 02658 5	49.4	SPK507WCB	6 42367 05516 5
	SPK508	6 42367 02660 8	5" x 8'	1-1/4"	SPK508WC	6 42367 02663 9	52.4	SPK508WCB	6 42367 05517 2
	SPK5012	6 42367 05633 9	5" x 1'	2"	SPK501WC2	6 42367 02629 5	37.4	SPK501WCB2	6 42367 05518 9
	SPK5022	6 42367 05634 6	5" x 2'	2"	SPK502WC2	6 42367 02634 9	40.4	SPK502WCB2	6 42367 05519 6
	SPK5032	6 42367 05635 3	5" x 3'	2"	SPK503WC2	6 42367 02639 4	42.4	SPK503WCB2	6 42367 05520 2
	SPK5042	6 42367 05636 0	5" x 4'	2"	SPK504WC2	6 42367 02644 8	45.4	SPK504WCB2	6 42367 05521 9
	SPK5052	6 42367 05637 7	5" x 5'	2"	SPK505WC2	6 42367 02649 3	47.4	SPK505WCB2	6 42367 05522 6
	SPK5062	6 42367 05638 4	5" x 6'	2"	SPK506WC2	6 42367 02654 7	50.4	SPK506WCB2	6 42367 05523 3
	SPK5072	6 42367 05639 1	5" x 7'	2"	SPK507WC2	6 42367 02659 2	52.4	SPK507WCB2	6 42367 05524 0
	SPK5082	6 42367 05640 7	5" x 8'	2"	SPK508WC2	6 42367 02664 6	55.4	SPK508WCB2	6 42367 05525 7
	WC Series Watertight Cap - Cable Entrance = 1" Vent Included = 3/4"				**WCB Series Watertight Cap** - Cable Entrance = 1-1/2" Vent Not Included				
SPK600 Series	SPK601	6 42367 02666 0	6" x 1'	1-1/4" & 2"	SPK601WC	6 42367 02669 1	39.6	SPK601WCB	6 42367 02671 4
	SPK602	6 42367 02672 1	6" x 2'	1-1/4" & 2"	SPK602WC	6 42367 02675 2	41.6	SPK602WCB	6 42367 02677 6
	SPK603	6 42367 02678 3	6" x 3'	1-1/4" & 2"	SPK603WC	6 42367 02681 3	44.6	SPK603WCB	6 42367 02683 7
	SPK604	6 42367 02684 4	6" x 4'	1-1/4" & 2"	SPK604WC	6 42367 02687 5	47.6	SPK604WCB	6 42367 02689 9
	SPK605	6 42367 02690 5	6" x 5'	1-1/4" & 2"	SPK605WC	6 42367 02693 6	50.6	SPK605WCB	6 42367 02695 0
	SPK606	6 42367 02696 7	6" x 6'	1-1/4" & 2"	SPK606WC	6 42367 02699 8	53.6	SPK606WCB	6 42367 02701 8
	SPK607	6 42367 02702 5	6" x 7'	1-1/4" & 2"	SPK607WC	6 42367 02705 6	55.6	SPK607WCB	6 42367 02707 0
	SPK608	6 42367 02708 7	6" x 8'	1-1/4" & 2"	SPK608WC	6 42367 02711 7	58.6	SPK608WCB	6 42367 02713 1
	SPK6012	6 42367 05641 4	6" x 1'	2" & 2"	SPK601WC2	6 42367 02670 7	42.6	SPK601WCB2	6 42367 05526 4
	SPK6022	6 42367 05642 1	6" x 2'	2" & 2"	SPK602WC2	6 42367 02676 9	44.6	SPK602WCB2	6 42367 05527 1
	SPK6032	6 42367 05643 8	6" x 3'	2" & 2"	SPK603WC2	6 42367 02682 0	48.6	SPK603WCB2	6 42367 05528 8
	SPK6042	6 42367 04334 6	6" x 4'	2" & 2"	SPK604WC2	6 42367 02688 2	51.6	SPK604WCB2	6 42367 05529 5
	SPK6052	6 42367 03733 8	6" x 5'	2" & 2"	SPK605WC2	6 42367 02694 3	55.6	SPK605WCB2	6 42367 05530 1
	SPK6062	6 42367 05644 5	6" x 6'	2" & 2"	SPK606WC2	6 42367 02700 1	58.6	SPK606WCB2	6 42367 05531 8
	SPK6072	6 42367 05645 2	6" x 7'	2" & 2"	SPK607WC2	6 42367 02706 3	61.6	SPK607WCB2	6 42367 05532 5
	SPK6082	6 42367 05646 9	6" x 8'	2" & 2"	SPK608WC2	6 42367 02712 4	64.6	SPK608WCB2	6 42367 05533 2
	WC Series Watertight Cap - Cable Entrance = 1" Vent Included = 3/4"				**WCB Watertight Cap** - Cable Entrance = 1-1/2" Vent Not Included				
SPK800 Series	SPK801	6 42367 05536 3	8" x 1'	3"	SPK801WC	6 42367 02715 5	89.4	SPK801WCB	6 42367 10672 0
	SPK802	6 42367 04883 9	8" x 2'	3"	SPK802WC	6 42367 02716 2	100.4	SPK802WCB	6 42367 10673 7
	SPK803	6 42367 05385 7	8" x 3'	3"	SPK803WC	6 42367 02717 9	109.4	SPK803WCB	6 42367 10674 4
	SPK804	6 42367 05537 0	8" x 4'	3"	SPK804WC	6 42367 02718 6	117.4	SPK804WCB	6 42367 10675 1
	SPK805	6 42367 03734 5	8" x 5'	3"	SPK805WC	6 42367 02719 3	125.4	SPK805WCB	6 42367 10676 8
	SPK806	6 42367 02720 9	8" x 6'	3"	SPK806WC	6 42367 02721 6	137.4	SPK806WCB	6 42367 10677 5
	SPK807	6 42367 05538 7	8" x 7'	3"	SPK807WC	6 42367 02722 3	144.4	SPK807WCB	6 42367 10678 2
	SPK808	6 42367 05539 4	8" x 8'	3"	SPK808WC	6 42367 02723 0	152.4	SPK808WCB	6 42367 10679 9
	WC Series Watertight Cap - Cable Entrance = 1" Vent Included = 1"				**WCB Series Watertight Cap** - Cable Entrance = 1-1/2" Vent Not Included				
SPK1000 Series	SPK1001	6 42367 05540 0	10" x 1'	3"			156.0	SPK1001WCB	6 42367 02590 8
	SPK1002	6 42367 02591 5	10" x 2'	3"			165.0	SPK1002WCB	6 42367 02592 2
	SPK1003	6 42367 05541 7	10" x 3'	3"			174.0	SPK1003WCB	6 42367 02593 9
	SPK1004	6 42367 05542 4	10" x 4'	3"	NOT AVAILABLE		182.0	SPK1004WCB	6 42367 02594 6
	SPK1005	6 42367 05543 1	10" x 5'	3"	WITH		191.0	SPK1005WCB	6 42367 02595 3
	SPK1006	6 42367 05544 8	10" x 6'	3"	WC CAP		200.0	SPK1006WCB	6 42367 02596 0
	SPK1007	6 42367 05545 5	10" x 7'	3"			208.0	SPK1007WCB	6 42367 02597 7
	SPK1008	6 42367 05546 2	10" x 8'	3"			217.0	SPK1008WCB	6 42367 02598 4
	WCB Series Watertight Cap - Cable Entrance = 1-1/2" Vent Not Included								

WARNING: This product meets Federal USA Drinking Water requirements but has not been specifically tested or approved as no-lead in the State of California.

NOTE: All Pitless Kits listed above have passed the pitless adapter standard PAS-1, PAS-2, PAS-97(2019)(R 2023), ASSE Standard #1093-2019(R 2023) Plus ILLINOIS CODE.

WC Series Watertight Cap

WCB Series Watertight Cap

Form No. 2014.24

2

Stainless Steel Discharge Fitting Available

MERRILL MANUFACTURING

No-Lead ❖ CA. Certified

SPK PITLESS KITS

INSTALLATION INSTRUCTIONS

1) Measure distance from bottom of support plate to center of discharge ell, or use assembly as a measuring stick.
2) Drill hole in casing, the same measured distance as above. Hole size should be same as discharge pipe size of kit (i.e. 1-1/4", 2" or 3") or smaller.
3) Notch or mark top of casing directly above discharge hole.
4) Clamp discharge fitting around casing to assure watertight seal around discharge hole.
5) Attach pump and drop pipe to inner pitless assembly, apply **Anti-Seize/Gasket Lube** to spud gasket, plus slot and back edges of slide plates and lower into casing.
6) Line up mark on support plate with notch cut in casing.
7) Turn stainless steel adjusting nut counter-clockwise until spud gasket seals on inner wall of casing.
8) Complete installation by installing watertight cap on top of well casing depending on state well code. SPK Adapter is now installed.

NOTE: When pulling pump or installing pump, make sure that the stainless steel adjusting nut on pitless adapter assembly is turned (clockwise) so the threaded rod is pulled up as far as possible.

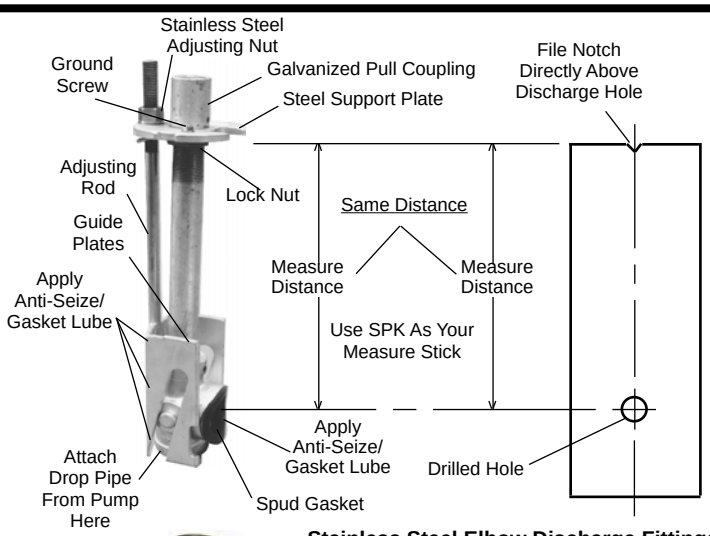

SSHE1000

Stainless Steel Elbow Discharge Fittings

Order No.	UPC Bar Code (Qty. 1)	Insert MIP Size x Size
❖ SSHE1000	6 42367 12117 4	1" x 1"
❖ SSHE125	6 42367 12115 0	1-1/4" x 1-1/4"

Parts List

Description	Part No. - 4"	Part No. - 5"	Part No. - 5" w/2" Drop & Dis.	Part No. - 6"	Part No. - 6" w/2" Drop & Dis.	Part No. - 8"	Part No. - 10"
Stainless Steel Adj. Nut	409	409	409	409	409	809	809
	6 42367 00223 7	6 42367 00223 7	6 42367 00223 7	6 42367 00223 7	6 42367 00223 7	6 42367 00660 0	6 42367 00660 0
Galvanized Pull Coupling	GDC100	GDC100	GDC125	GDC100	GDC125	813	813
	6 42367 05400 7	6 42367 05400 7	6 42367 05401 4	6 42367 05400 7	6 42367 05401 4	6 42367 00663 1	6 42367 00663 1
Steel Support Plate	414A	514A	514AX2	614A	614S	814A	1014A
	6 42367 00228 2	6 42367 00344 9	6 42367 10197 8	6 42367 00452 1	6 42367 00453 8	6 42367 00669 3	6 42367 00069 1
Support Lock Nut	415	415	615	415	615	815	815
	6 42367 00229 9	6 42367 00229 9	6 42367 00454 5	6 42367 00229 9	6 42367 00454 5	6 42367 00676 1	6 42367 00676 1
Pull Pipe	Price on Application						
Adj. Rod w/Guide Plates	Price on Application						
C.I. Sealing Elbow	412A	512A	512C	612A	612B	812A	1012A
	6 42367 00225 1	6 42367 00340 1	6 42367 00341 8	6 42367 00447 7	6 42367 00448 4	6 42367 00662 4	6 42367 00065 3
Sealing Ell. Spud Gasket	420	420	620B	420	620B	1020	1020
	6 42367 00257 2	6 42367 00257 2	6 42367 00484 2	6 42367 00257 2	6 42367 00484 2	6 42367 00090 5	6 42367 00090 5
Discharge Hub w/ Gasket	421	521	521A	621	621	821	1021
	6 42367 00258 9	6 42367 00372 2	6 42367 00373 9	6 42367 00485 9	6 42367 00485 9	6 42367 00695 2	6 42367 00091 2
Discharge Hub Gasket	422	422	422	422	422	822	822
	6 42367 00259 6	6 42367 00259 6	6 42367 00259 6	6 42367 00259 6	6 42367 00259 6	6 42367 00696 9	6 42367 00696 9
U-Bolts with Nuts	423	523	523	623	623	823	1023
	6 42367 00260 2	6 42367 00375 3	6 42367 00375 3	6 42367 00487 3	6 42367 00487 3	6 42367 00697 6	6 42367 00093 6
Back Strap	424	424	424	424	424	424	424
	6 42367 00261 9	6 42367 00261 9	6 42367 00261 9	6 42367 00261 9	6 42367 00261 9	6 42367 00261 9	6 42367 00261 9
Discharge Hub-Complete	425	525	525A	625	625	825	1025
	6 42367 00262 6	6 42367 00376 0	6 42367 00377 7	6 42367 00488 0	6 42367 00488 0	6 42367 00698 3	6 42367 00094 3



Discharge Hub

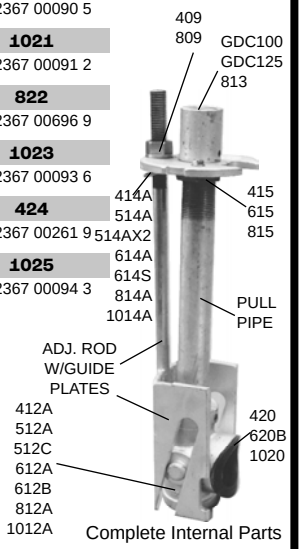

Complete Internal Parts

WARNING: This product meets Federal USA Drinking Water requirements but has not been specifically tested or approved as no-lead in the State of California.

Form No. 2014.21

MERRILL MANUFACTURING

2

MCK BRASS/NO-LEAD BRONZE PITLESS KITS

CLEAR WELL PITLESS KITS

A quality pitless adapter kit. The flipper series and the wedge series made of quality red brass/no-lead bronze castings and stainless steel for years of service. MERRILL'S MCK/MCKNL Pitless Kits give you a clear well with no obstructions when pulling pump. **A True Quality Installation.**

FEATURES/BENEFITS

(1) **CERTIFIED WATERTIGHT PITLESS KITS AND CAPS** Tested and approved by Pitless Adapter Standard PAS-1, PAS-2, PAS-97(2019)(R 2023), ASSE Standard #1093-2019(R 2023) and Illinois Code.
BENEFIT: Approved and recommended by all stringent state codes.

(2) **POSITIVE MECHANICAL SEAL**—by simply turning the stainless steel screw.
BENEFIT: Positive operation after years of service.

(3) **FULL DIAMETER ACCESS TO WELL**—no obstruction inside well that may need to be removed before working on well - common problem with pitless adapters.
BENEFIT: Simple, fast installation plus no future digging to remove adapters.

(4) **LARGE THICK O-RING SEAL** assures watertight seal around hole cut in casing.
BENEFIT: Insures seal to inside of casing.

(5) **DISCHARGE HUB CLAMPS AROUND CASING** with U-Bolt and back strap or all stainless steel U-Strap to prevent distortion of plastic casing if overtightened.
BENEFIT: Protects from installation mistakes.

(6) **3 PART KIT**—consists of discharge hub, internal parts, and ventilated or watertight cap.
BENEFIT: Complete - no cap to add - all in one box.

(7) **USE EXISTING CASING—PLASTIC OR STEEL** low cost and most of the advantages of pitless units.
BENEFIT: No restriction on casing material.

(8) **HEAVY DUTY GALVANIZED IRON SUPPORT BAR HOLDS** 160% more weight than aluminum support bars by others, more weight than slide together type pitless adapters. It also minimizes danger of losing pump or pipe down well. The weight of the pump, pipe, and water is supported by the bar which uses the top of the casing, not just a small part of the side wall like pitless adapters. Merrill support bar also has a ground screw.
BENEFIT: Safer and holds more weight, if any questions on weight limits for MCK/MCKNL Series—Call Merrill.

(9) **WATER SYSTEM EASILY DRAINED** by turning the stainless steel screw inside pull pipe, so entire water system outside well could drain without pulling the pump, impossible with most other pitless kits and pitless adapters.
BENEFIT: Simple answer to draining or seasonal use.

Illinois Department of PUBLIC HEALTH

Note: Illinois State Approved

NOTE: Dual adhesive method used to adhere O-ring to discharge.
Strong short term bond (current adhesive) holds while strong long term "sticky" bond with new adhesive cures.

MCKNL410
MCKNL414

MCK614

MCKNL510
MCKNL514

MCKNL520
MCKNL620

Form No. 2016.20

2

Illinois Department of PUBLIC HEALTH

Note: Illinois State Approved

MERRILL MANUFACTURING

LEAD

No-Lead

NO-LEAD BRONZE PITLESS KITS

WC Series
Watertight Cap
Tapped For 1" Conduit

WCB Series
Watertight Cap
Tapped For 1-1/2" Conduit

WCI Series
Watertight Cap
(for 6" only)
Tapped For 1" Conduit

VC Series
Vent Cap
1" Conduit

WCO Series
Watertight Cap
Tapped For 1" Conduit

WCOP Series
Watertight Cap
Tapped For 1" Conduit

WCOPP Series
Watertight Cap
Plastic Top - PVC Base

WCP Series Cap

NOTE	Product I.D.	Optional	Well Size	Drop/Discharge	Optional
Order No. Breakdown	MCK - Merrill Clear Well Kit	S - Back Strap	4 - For 4" I.D. Casing	10 - For 1" Drop and Discharge	S - Stainless Steel U-Strap replace U-Bolt

MCKNL Pitless Kits

Order No.	UPC Bar Code (Qty.1)	Well Size I.D./O.D.	Drop Pipe & Discharge	Hole Saw	Material	Approx. Wt./Lbs.
MCKNL410	6 42367 43583 7	4.0"/4.5"	1"	1"	No-Lead Bronze	8.9
MCKNL414	6 42367 43584 4	4.0"/4.5"	1-1/4"	1-1/4"	No-Lead Bronze	8.4
MCKNL510	6 42367 43585 1	5.0"/5.6"	1"	1"	No-Lead Bronze	10.3
MCKNL514	6 42367 43586 8	5.0"/5.6"	1-1/4"	1-1/4"	No-Lead Bronze	10.1
MCKNL520	6 42367 43353 6	5.0"/5.6"	2"	2"	No-Lead Bronze	13.7

MCKNL Pitless Kits with Back Strap on U-Bolt

MCKNLS410	6 42367 43589 9	4.0"/4.5"	1"	1"	No-Lead Bronze	9.2
MCKNLS414	6 42367 43590 5	4.0"/4.5"	1-1/4"	1-1/4"	No-Lead Bronze	8.7
MCKNLS510	6 42367 43591 2	5.0"/5.6"	1"	1"	No-Lead Bronze	10.6
MCKNLS514	6 42367 43592 9	5.0"/5.6"	1-1/4"	1-1/4"	No-Lead Bronze	10.4

MCKNL Pitless Kits with Stainless Steel Strap, Nuts & Washers

MCKNLS410S	6 42367 43595 0	4.0"/4.5"	1"	1"	No-Lead Bronze	8.7
MCKNLS414S	6 42367 43596 7	4.0"/4.5"	1-1/4"	1-1/4"	No-Lead Bronze	8.2
MCKNLS510S	6 42367 43597 4	5.0"/5.6"	1"	1"	No-Lead Bronze	10.1
MCKNLS514S	6 42367 43598 1	5.0"/5.6"	1-1/4"	1-1/4"	No-Lead Bronze	9.9
MCKNLS520S	6 42367 43411 3	5.0"/5.6"	2"	2"	No-Lead Bronze	13.6
MCKNLS620S	6 42367 43412 0	6.0"/6.6"	2"	2"	No-Lead Bronze	15.0

NOTE: All Pitless Kits listed above have passed the Pitless Adapter Standard PAS-1, PAS-2, PAS-97(2019)(R 2023), ASSE Standard #1093-2019(R 2023) and Illinois code.

NOTE: Call Merrill for any questions on weight limits for MCKNL Pitless Kits.

Several Well Cap Models Available

Well Caps may be ordered to go along with MCKNL Pitless Kits to top off your well casing and ensure a sanitary seal. See photos at left or refer to the Well Cap literature pages.

New Option:

5" Special no-lead heavy wall body available with extra top tapping for pressure transducer, etc.

5" No-Lead Pitless Body with extra top tapping

Support Bar

Pitless Body

Discharge Hub and U-Bolt Plus Backstrap

Optional Stainless Steel U-Strap

ALLIED LABORATORIES — PITLESS ADAPTER CONFORMS TO ILLINOIS CODE REQUIREMENTS — MFR IL-3 — CHICAGO, ILLINOIS

PAS-1 Certified Watertight Pitless Adapter Div

PAS-2 Certified Watertight Pitless Adapter Div

WATER SYSTEMS COUNCIL

LEAD

WARNING: This product meets Federal USA Drinking Water requirements but has not been specifically tested or approved as no-lead in the State of California.

Form No. 2016.23

⚠ Lead
++ Limited Quantity

MERRILL MANUFACTURING

Illinois Department of PUBLIC HEALTH

Note: Illinois State Approved

2

MCK BRASS PITLESS KITS

Not Approved for Drinking Water in USA

WC Series
Watertight Cap
Tapped For 1" Conduit

WCB Series
Watertight Cap
Tapped For 1-1/2" Conduit

WCI Series
Watertight Cap
(for 6" only)
Tapped For 1" Conduit

VC Series
Vent Cap
1" Conduit

WCO Series
Watertight Cap
Tapped For 1" Conduit

WCOP Series
Watertight Cap
Tapped For 1" Conduit

WCOPP Series
Watertight Cap
Plastic Top - PVC Base

WCP Series Cap

NOTE Order No. Breakdown	Product I.D.	Optional	Well Size	Drop/Discharge	Optional
	MCK - Merrill Clear Well Kit	S - Back Strap	4 - For 4" I.D. Casing	10 - For 1" Drop and Discharge	S - Stainless Steel U-Strap replace U-Bolt

MCK Pitless Kits

	Order No. Brass	UPC Bar Code (Qty.1)	Well Size I.D./O.D.	Drop Pipe & Discharge	Hole Saw	Material	Approx. Wt./Lbs.
++ ⚠	**MCK614**	6 42367 04539 5	6.0"/6.6"	1-1/4"	1-1/4"	Red Brass	10.7
	MCK Pitless Kits with Back Strap on U-Bolt						
++ ⚠	**MCKS610**	6 42367 04490 9	6.0"/6.6"	1"	1"	Red Brass	11.9
++ ⚠	**MCKS614**	6 42367 04491 6	6.0"/6.6"	1-1/4"	1-1/4"	Red Brass	11.0
	MCK Pitless Kits with Stainless Steel Strap, Nuts & Washers						
++ ⚠	**MCKS414S**	6 42367 06195 1	4.0"/4.5"	1-1/4"	1-1/4"	Red Brass	8.2
++ ⚠	**MCKS514S**	6 42367 06197 5	5.0"/5.6"	1-1/4"	1-1/4"	Red Brass	9.9
++ ⚠	**MCKS610S**	6 42367 09065 4	6.0"/6.6"	1"	1"	Red Brass	11.4
++ ⚠	**MCKS614S**	6 42367 09066 1	6.0"/6.6"	1-1/4"	1-1/4"	Red Brass	10.5

NOTE: All Pitless Kits listed above have passed the Pitless Adapter Standard PAS-1, PAS-2, PAS-97(2019)(R 2023), ASSE Standard #1093-2019(R 2023) and Illinois code.
NOTE: Call Merrill for any questions on weight limits for MCK Pitless Kits.

Several Well Cap Models Available

Well Caps may be ordered to go along with MCK Pitless Kits to top off your well casing and ensure a sanitary seal. See photos at left or refer to the Well Cap literature pages.



Support Bar

Pitless Body

Discharge Hub and U-Bolt Plus Backstrap

Optional Stainless Steel U-Strap

WARNING: This product can expose you to lead, which is known to the State of California to cause cancer, birth defects or other reproductive harm. (For more information go to www.p65warnings.ca.gov)

Form No. 2016.25

2

⚠ Lead
++ Limited Quantity

MERRILL MANUFACTURING

LEAD

No-Lead

MCK BRASS/NO-LEAD BRONZE PITLESS KITS

INSTALLATION INSTRUCTIONS

(1) Cut and thread 1" pull pipe. (See chart for length). Assemble support bar, pull pipe, and pitless body. Be sure that arrow on support bar and discharge hole on pitless body are in line with each other.

(2) Cut a piece of 1/2" pipe 3" longer than pull pipe and flatten one end to fit stainless steel screw or weld on adjustment tool* to one end of 1/2" pipe.

(3) Measure distance from bottom of support bar to center of discharge hub, or **use assembly as a measuring stick**.

(4) Drill hole in casing, the same measured distance as above:
- 4" casing - 1-1/4" hole or smaller
- 5" casing - 1-1/4" hole or smaller
- 6" casing - 1-1/4" hole or smaller

NOTE: For 2" MCK/MCKNL models - 2" hole or smaller

(5) Notch or mark top of casing directly above discharge hole.

(6) Clamp discharge hub around casing to assure watertight seal around discharge hole.

(7) Attach pump and drop pipe to pitless body, apply **Anti-Seize/Gasket Lube** to O-ring, and lower into casing.

(8) Line up mark on support bar with notch cut in casing.

(9) Turn stainless steel screw clockwise until O-ring seals on inner wall of casing.

(10) Complete installation by installing watertight or ventilated cap on top of well casing, depending on state well code. MCK/MCKNL Pitless Kit is now installed.

NOTE: When pulling pump or installing pump make sure that the stainless steel screw on pitless body is turned (counter-clockwise), so the lever can be pushed in as far as necessary.

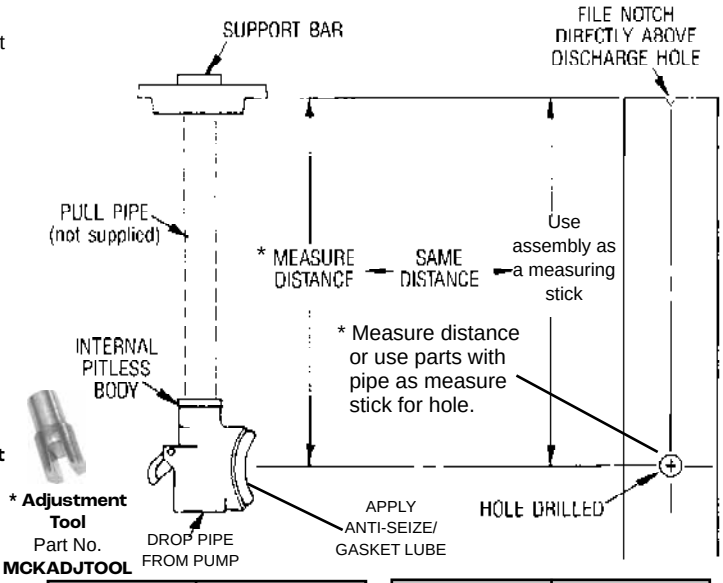

Pull Pipe Length	Desired Bury Depth	Pull Pipe Length	Desired Bury Depth
22"	1'	70"	5'
34"	2'	82"	6'
46"	3'	94"	7'
58"	4'	106"	8'

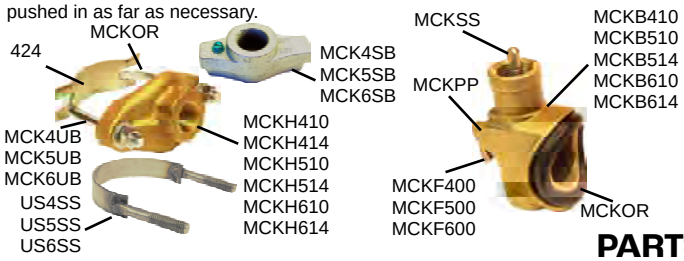



PARTS LIST

Parts Description	Red Brass MCK Flipper Series 4" Part No.	5" Part No.	6" Part No.	No-Lead Bronze MCKNL Flipper Series 4"Part No.	5" Part No.	No-Lead Bronze MCKNL Wedge Series 5" Part No.	6" Part No.
Support Bar	MCK4SB	MCK5SB	MCK6SB	MCK4SB	MCK5SB	MCK5SB	MCK6SB
Thumb Screw - Stainless Steel	MCKSS	MCKSS	MCKSS	MCKSS	MCKSS	MCKSS	MCKSS
⚠ Internal Pitless Body 1"	++ MCKB410	++ MCKB510	++ MCKB610				
⚠ Internal Pitless Body 1-1/4"		++ MCKB514	++ MCKB614				
Internal Pitless NL Bronze Body 1"				MCKBNL410	MCKBNL510		
Internal Pitless NL Bronze Body 1-1/4"				MCKBNL414	MCKBNL514		
Internal Pitless NL Bronze Body 2"						MCKBNL520	MCKBNL620
Flipper	MCKF400	MCKF500	++ MCKF600	MCKF400	MCKF500		
Pivot Pin - Stainless Steel	MCKPP	MCKPP	MCKPP	MCKPP	MCKPP		
Wedge 2"						MCKW520	MCKW620
⚠ Brass Screw - Wedge						MCKWSW	MCKWSW
⚠ Discharge Hub w/O-Ring 1" ++	MCKH410	++ MCKH510	++ MCKH610				
⚠ Discharge Hub w/O-Ring 1-1/4" ++	MCKH414	++ MCKH514	++ MCKH614				
⚠ Discharge Hub w/O-Ring 2"							++ MCKH620
NL Bronze Discharge Hub w/O-Ring 1"				MCKHNL410	MCKHNL510		
NL Bronze Discharge Hub w/O-Ring 1-1/4"				MCKHNL414	MCKHNL514		
NL Bronze Discharge Hub w/O-Ring 2"						MCKHNL520	
O-Ring Seal	MCKOR	MCKOR	MCKOR	MCKOR	MCKOR	MCKOR	MCKOR
U-Bolts w/Nuts	MCK4UB	MCK5UB	MCK6UB	MCK4UB	MCK5UB		
Back Strap	424	424	424	424	424		
Stainless Steel U-Strap w/Nuts	US4SS	US5SS	US6SS	US4SS	US5SS	US5SS	US6SS

WARNING: This product meets Federal USA Drinking Water requirements but has not been specifically tested or approved as no-lead in the State of California.

WARNING: This product can expose you to lead, which is known to the State of California to cause cancer, birth defects or other reproductive harm. (For more information go to www.p65warnings.ca.gov)

Form No. 2016.23

No-Lead

❖ CA. Certified

MERRILL MANUFACTURING

2

STAINLESS STEEL SMCK PITLESS KITS

CLEAR WELL PITLESS KITS - Since 1991

A quality pitless adapter kit. The flipper series is made of quality stainless steel for years of service. MERRILL'S SMCK Pitless Kit gives you a clear well with no obstructions when pulling pump. A True Quality Installation.

Note: Illinois State Approved

FEATURES / BENEFITS

(1) **CERTIFIED WATERTIGHT PITLESS KITS AND CAPS -** Tested and approved by Pitless Adapter Standard PAS-1, PAS-2, PAS-97(2019)(R 2023), ASSE Standard #1093-2019(R 2023) and Illinois Code.
BENEFIT - Approved and recommended by all stringent state codes.

(2) **POSITIVE MECHANICAL SEAL** by simply turning the stainless steel screw.
BENEFIT - Positive operation after years of service.

(3) **FULL DIAMETER ACCESS TO WELL -** No obstructions inside well that may need to be removed before working on well - common problem with pitless adapters.
BENEFIT - Simple, fast installation plus no future digging to remove adapters.

(4) **LARGE THICK O-RING SEAL** assures watertight seal around hole cut in casing.
BENEFIT - Insures seal to inside of casing.

(5) **DISCHARGE HUB CLAMPS AROUND CASING** all stainless steel U-Strap to prevent distortion of plastic casing if overtightened.
BENEFIT - Protects from installation problems.

(6) **3 PART KIT** consists of discharge hub, internal parts, and ventilated or watertight cap.
BENEFIT - Complete - no cap to add - all in one box.

(7) **USE EXISTING CASING - PLASTIC OR STEEL -** Low cost and most of the advantages of pitless units.
BENEFIT - No restriction on casing material.

(8) **HEAVY DUTY GALVANIZED IRON SUPPORT BAR** Holds 160% more weight than aluminum support bar by other manufacturers, and holds more weight than slide together type pitless adapters. It also minimizes danger of losing pump or pipe down well. The weight of the pump, pipe, and water is supported by the bar which uses the top of the casing, not just a small part of the side wall like pitless adapters. Merrill support bar also has a ground screw.
BENEFIT - Safer and holds more weight, if you have any questions on weight limits for the SMCK Series - Call Merrill.

(9) **WATER SYSTEM EASILY DRAINED** by turning the stainless steel screw inside pull pipe so entire water system outside well could drain without pulling the pump, impossible with most other pitless kits and pitless adapters.
BENEFIT - Simple answer to draining or seasonal use.

(10) **STAINLESS STEEL ELBOW FITTING** available for discharge

Stainless Steel Discharge Fitting Available SSHE1000 or SSHE125

NOTE: Dual adhesive method used to adhere O-ring to discharge.
Strong short term bond (current adhesive) holds while strong long term "sticky" bond with new adhesive cures.

SMCK410/414

SMCK510/514

SMCK610/614

SMCK Stainless Steel Pitless Kits

Order No.	UPC Bar Code (Qty. 1)	Drop Pipe & Discharge	Hole Saw	Material	Well Size I.D. / O. D.	Approx. Wt./Lbs.
SMCK410	6 42367 06742 7	1"	1"	Stainless Steel	4.0"/4.5"	7.7
SMCK414	6 42367 06743 4	1-1/4"	1-1/4"	Stainless Steel	4.0"/4.5"	7.5
SMCK510	6 42367 06745 8	1"	1"	Stainless Steel	5.0"/5.6"	9.3
SMCK514	6 42367 06744 1	1-1/4"	1-1/4"	Stainless Steel	5.0"/5.6"	8.9
SMCK610	6 42367 06988 9	1"	1"	Stainless Steel	6.0"/6.6"	11.1
SMCK614	6 42367 07000 7	1-1/4"	1-1/4"	Stainless Steel	6.0"/6.6"	10.3

NOTE: All Pitless Kits listed above have passed the Pitless Adapter Standard PAS-1, PAS-2, PAS-97(2019)(R 2023), ASSE Standard #1093-2019(R 2023) and Illinois code.
NOTE: Call Merrill for any questions on weight limits for SMCK Pitless Kits.

WARNING: This product meets Federal USA Drinking Water requirements but has not been specifically tested or approved as no-lead in the State of California.

SSHE1000

Stainless Steel Elbow Discharge Fittings

Order No.	UPC Bar Code (Qty. 1)	Insert MIP Size x Size
SSHE1000	6 42367 12117 4	1" x 1"
SSHE125	6 42367 12115 0	1-1/4" x 1-1/4"

Form No. 2077.21

2

Note: Illinois State Approved

MERRILL MANUFACTURING

No-Lead

STAINLESS STEEL SMCK PITLESS KITS

VC Series Vent Cap 1" Conduit

WC Series Watertight Cap Tapped For 1" Conduit

WCB Series Watertight Cap Tapped For 1-1/2" Conduit

WCI Series Watertight Cap (for 6" only) Tapped For 1" Conduit

WCO Series Watertight Cap Tapped for 1" Conduit

WCOP Series Watertight Cap Tapped For 1" Conduit

WCOPP Series Watertight Cap Plastic Top - PVC Base

WCP Series Cap

Support Bar

Pitless Body

Discharge Hub Plus Stainless Steel U-Strap

Stainless Steel U-Strap

NOTE	Product I.D.	Standard	Product I.D.	Drop/Discharge
Order No. Breakdown	**SMCK** - Merrill Clear Well Kit	U-Strap	**4** - For 4" I.D. Casing	**10** - For 1" Drop and Discharge

SMCK Stainless Steel Pitless Kits with Well Cap

Order No.	UPC Bar Code(Qty. 1)	Well Size I.D.	Discharge	Well Cap Included
SMCK410	6 42367 06742 7	4"	1"	None
SMCK410VC	6 42367 06767 0	4"	1"	VC Series Vent Cap
SMCK410WC	6 42367 06768 7	4"	1"	WC Series Watertight Cap
SMCK410WCB	6 42367 06769 4	4"	1"	WCB Series Watertight Cap
SMCK410WCOS	6 42367 06771 7	4"	1"	WCO Series Watertight Cap
SMCK410WCOG	6 42367 06772 4	4"	1"	WCO Series Watertight Cap with Ground
SMCK410WCOP	6 42367 06773 1	4"	1"	WCOP Series Watertight Cap
SMCK410WCO4P	6 42367 45234 6	4"	1"	WCOPP Series Wateright Plastic Cap
SMCK414	6 42367 06743 4	4"	1-1/4"	None
SMCK414VC	6 42367 06781 6	4"	1-1/4"	VC Series Vent Cap
SMCK414WC	6 42367 06782 3	4"	1-1/4"	WC Series Watertight Cap
SMCK414WCB	6 42367 06783 0	4"	1-1/4"	WCB Series Watertight Cap
SMCK414WCOS	6 42367 06785 4	4"	1-1/4"	WCO Series Watertight Cap
SMCK414WCOG	6 42367 06786 1	4"	1-1/4"	WCO Series Watertight Cap with Ground
SMCK414WCOP	6 42367 06787 8	4"	1-1/4"	WCOP Series Watertight Cap
SMCK414WCO4P	6 42367 45235 3	4"	1-1/4"	WCOPP Series Watertight Plastic Cap
SMCKS45010B	6 42367 42324 7	4-1/2"	1"	None
SMCKS45010P	6 42367 43345 1	4-1/2"	1"	None (Deep Well 2,000+ lbs.)
SMCKS45014B	6 42367 45257 5	4-1/2"	1-1/4"	None
SMCKS45014P	6 42367 45412 8	4-1/2"	1-1/4"	None (Deep Well 2,000+ lbs.)
SMCK510	6 42367 06745 8	5"	1"	None
SMCK510VC	6 42367 06795 3	5"	1"	VC Series Vent Cap
SMCK510WC	6 42367 06796 0	5"	1"	WC Series Watertight Cap
SMCK510WCB	6 42367 06797 7	5"	1"	WCB Series Watertight Cap
SMCK510WCOS	6 42367 06798 4	5"	1"	WCO Series Watertight Cap
SMCK510WCOG	6 42367 06799 1	5"	1"	WCO Series Watertight Cap with Ground
SMCK510WCOP	6 42367 06800 4	5"	1"	WCOP Series Watertight Cap
SMCK510WCOPG	6 42367 06801 1	5"	1"	WCOP Series Watertight Cap with Ground
SMCK510WCP	6 42367 06802 8	5"	1"	WCP Series Watertight Cap
SMCK510WCO4P	6 42367 45236 0	5"	1"	WCOPP Series Watertight Plastic Cap
SMCK514	6 42367 06744 1	5"	1-1/4"	None
SMCK514VC	6 42367 06811 0	5"	1-1/4"	VC Series Vent Cap
SMCK514WC	6 42367 06812 7	5"	1-1/4"	WC Series Watertight Cap
SMCK514WCB	6 42367 06813 4	5"	1-1/4"	WCB Series Watertight Cap
SMCK514WCOS	6 42367 06814 1	5"	1-1/4"	WCO Series Watertight Cap
SMCK514WCOG	6 42367 06815 8	5"	1-1/4"	WCO Series Watertight Cap with Ground
SMCK514WCOP	6 42367 06816 5	5"	1-1/4"	WCOP Series Watertight Cap
SMCK514WCOPG	6 42367 06817 2	5"	1-1/4"	WCOP Series Watertight Cap with Ground
SMCK514WCP	6 42367 06818 9	5"	1-1/4"	WCP Series Watertight Cap
SMCK514WCO4P	6 42367 45237 7	5"	1-1/4"	WCOPP Series Watertight Plastic Cap
SMCK610	6 42367 06988 9	6"	1"	None
SMCK610VC	6 42367 06989 6	6"	1"	VC Series Vent Cap
SMCK610WC	6 42367 06990 2	6"	1"	WC Series Watertight Cap
SMCK610WCB	6 42367 06991 9	6"	1"	WCB Series Watertight Cap
SMCK610WCI	6 42367 07012 0	6"	1"	WCI Series Watertight Cap
SMCK610WCOS	6 42367 06993 3	6"	1"	WCO Series Watertight Cap
SMCK610WCOG	6 42367 06992 6	6"	1"	WCO Series Watertight Cap with Ground
SMCK614	6 42367 07000 7	6"	1-1/4"	None
SMCK614VC	6 42367 07001 4	6"	1-1/4"	VC Series Vent Cap
SMCK614WC	6 42367 07002 1	6"	1-1/4"	WC Series Watertight Cap
SMCK614WCB	6 42367 07003 8	6"	1-1/4"	WCB Series Watertight Cap
SMCK614WCI	6 42367 07014 4	6"	1-1/4"	WCI Series Watertight Cap
SMCK614WCOS	6 42367 07005 2	6"	1-1/4"	WCO Series Watertight Cap
SMCK614WCOG	6 42367 07004 5	6"	1-1/4"	WCO Series Watertight Cap with Ground

NOTE: Well Caps may be ordered to go along with SMCK Pitless Kits to top off your well casing and ensure a sanitary seal.

WARNING: This product meets Federal USA Drinking Water requirements but has not been specifically tested or approved as no-lead in the State of California.

Form No. 2077.20

No-Lead

MERRILL MANUFACTURING

2

STAINLESS STEEL SMCK PITLESS KITS

INSTALLATION INSTRUCTIONS

(1) Cut and thread 1" pull pipe. (See chart for length). Assemble support bar, pull pipe, and pitless body. Be sure that arrow on support bar and discharge hole on pitless body are in line with each other.

(2) Cut a piece of 1/2" pipe 3" longer than pull pipe and flatten one end to fit stainless steel screw or weld on adjustment tool to one end of 1/2" pipe.

(3) Measure distance from bottom of support bar to center of discharge hub, or **use assembly as a measuring stick.**

(4) Drill hole in casing, the same measured distance as above:
- 4" casing - 1-1/4" hole or smaller
- 4-1/2" casing - 1-1/4" hole or smaller
- 5" casing - 1-1/4" hole or smaller
- 6" casing - 1-1/4" hole or smaller

(5) Notch or mark top of casing directly above discharge hole.

(6) Clamp discharge hub around casing to assure watertight seal around discharge hole.

(7) Attach pump and drop pipe to pitless body, apply **Anti Seize/Gasket Lube** to O-Ring, and lower into casing.

(8) Line up mark on support bar with notch cut in casing.

(9) Turn stainless steel screw clockwise until O-Ring seals on inner wall of casing.

(10) Complete installation by installing watertight or ventilated cap on top of well casing, depending on state well code. SMCK Pitless Kit is now installed.

NOTE: When pulling pump or installing pump, make sure that the stainless steel screw on pitless body is turned (counter-clockwise) so the lever can be pushed in as far as necessary.

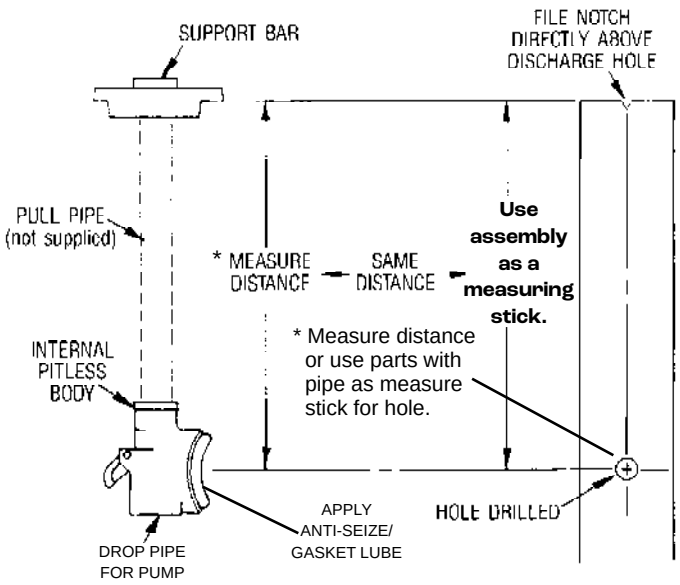

Pull Pipe Length	Desired Bury Depth	Pull Pipe Length	Desired Bury Depth
22"	1'	70"	5'
34"	2'	82"	6'
46"	3'	94"	7'
58"	4'	106"	8'

Installation tool available at no charge to help make installation very easy.

Part No. MCKADJTOOL

PARTS LIST

Parts Description	Stainless Steel SMCK Flipper Series 4" Part No.	5" Part No.	6" Part No.
Support Bar	MCK4SB	MCK5SB	MCK6SB
Thumb Screw - Stainless Steel	MCKSS	MCKSS	MCKSS
Internal Pitless Body - 1" Stainless Steel	SMCKB410	SMCKB510	SMCKB610
Internal Pitless Body - 1-1/4" Stainless Steel	SMCKB414	SMCKB514	SMCKB614
Flipper - Stainless Steel	SMCKF400	SMCKF500	SMCKF600
Pivot Pin - Stainless Steel	MCKPP	MCKPP	MCKPP
Discharge Hub w/O-Ring - 1" Stainless Steel	SMCKH410	SMCKH510	SMCKH610
Discharge Hub w/O-Ring - 1-1/4" Stainless Steel	SMCKH414	SMCKH514	SMCKH614
O-Ring Seal	MCKOR	MCKOR	MCKOR
Stainless Steel U-Strap w/nuts	US4SS	US5SS	US6SS

Support Bar

Pitless Body

4", 5" or 6" Stainless Steel U-Strap

WARNING: This product meets Federal USA Drinking Water requirements but has not been specifically tested or approved as no-lead in the State of California.

Form No. 2077.20

2

❖ CA. Certified

MERRILL MANUFACTURING

PITLESS ADAPTERS

No-Lead

* Made by Merrill

NO-LEAD BRASS, NO-LEAD BRONZE, STAINLESS STEEL

QUALITY FEATURES/BENEFITS

Merrill No-Lead Brass and Stainless Steel Pitless Adapters have passed CERTIFIED WATERTIGHT STANDARDS PAS-1, PAS-97(2019)(R 2023), ASSE Standard #1093-2019(R 2023) established and regulated for the industry by the Pitless Adapter Division of Water Systems Council.

(1) **Feature** - Bottom of male part of adapter is tapered.
Benefit - Easy connection of female and male parts.
(2) **Feature** - Top of female part is also tapered.
Benefit - Tight connection and easy removal.
(3) **Feature** - Replaceable O-ring seal in solid no-lead brass or stainless steel casting.
Benefit - Easily replaced, not a seal from factory only.
(4) **Feature** - Molded gasket for positive outside seal on discharge, plus O-ring or gasket glued in place, for seal on inside of casing.
Benefit - Glued gasket does not fall off during installation.
(5) **Feature** - Solid no-lead brass or stainless steel collar made for perfect fit and positive seal with molded gasket between discharge and outside of casing.
Benefit - Insures sanitary watertight seal to casing.
(6) **Feature** - Extra-wide solid no-lead brass or stainless steel nut.
Benefit - To accommodate wrench for easier installation.

Note: Illinois State Approved - MBPNL100, MBPNL125, SSMBP200, and SSMBP225

MBNL50

MBNL200

MBNL225

MBNL250

MBNL300

MBNL400

MBNL60

MBNL100

MBNL125

SSMB50

SSMB200

SSMB225

Order No.	UPC Bar Code (Qty. 1)	Drop & Discharge	Discharge Length	Casing Sizes	Will Support	Hole Saw	Carton Qty.	Approx. Wt./Lbs.	Model Series
No-Lead Brass									
❖ **MBNL50**	6 42367 12295 9	1"	1.8" LM	5" - 8"	300'	1-3/4"	4	2.4	Imported 50 Series
❖ **MBNL200**	6 42367 12388 8	1"	1.8" LM	5" - 8"	400'	1-3/4"	4	2.8	Imported 200 Series
❖ **MBNL225**	6 42367 12445 8	1-1/4"	1.8" LM	5" - 8"	300'	2-1/8"	2	3.8	Imported 200 Series
No-Lead Bronze - Imported									
MBNL250	6 42367 42110 6	1-1/2"	2.1" LM	6" - 12"	600'	2-3/8"	1	8.8	Imported 300 Series
❖ **MBNL300**	6 42367 41870 0	2"	2.2" LM	6" - 12"	600'	3"	1	14.4	Imported 300 Series
❖ **MBNL400**	6 42367 43614 8	1-1/4" x 1"	1.7" LM	5" - 8"	N/A	Hole Guide	1	8.5	Imported 400 Series
* **MBNL60**	6 42367 41684 3	1"	1.8" LM	5" - 8"	300'	1-3/4"	1	2.6	Merrill 60 Series
* **MBNL100**	6 42367 41685 0	1"	1.8" LM	5" - 8"	400'	1-3/4"	1	3.2	Merrill 100 Series
* **MBNL100N**	6 42367 41686 7	1"	1.8" LM	5" - 8"	400'	1-3/4"	1	2.5	Merrill 100 Series
* **MBPNL100**	6 42367 41687 4	1" **Illinois Code**	1.8" LM	5" - 8"	400'	1-3/4"	1	3.2	Merrill 100 Series
* **MBNL125**	6 42367 41688 1	1-1/4"	1.8" LM	5" - 8"	300'	2-1/8"	2	5.0	Merrill 100 Series
* **MBNL125N**	6 42367 41689 8	1-1/4"	1.8" LM	5" - 8"	300'	2-1/8"	1	3.9	Merrill 100 Series
* **MBPNL125**	6 42367 41690 4	1-1/4" **Illinois Code**	1.8" LM	5" - 8"	300'	2-1/8"	1	4.4	Merrill 100 Series
Stainless Steel (304 Stainless Steel)									
❖ **SSMB50**	6 42367 41093 3	1"	1.8" LM	5" - 8"	600'	1-3/4"	4	2.4	Imported 50 Series
❖ **SSMB200**	6 42367 41301 9	1"	1.8" LM	5" - 8"	800'	1-3/4"	4	2.9	Imported 200 Series
SSMBP200	6 42367 43581 3	1" **Illinois Code**	1.8" LM	5" - 8"	800'	1-3/4"	4	2.9	Imported 200 Series
❖ **SSMB225**	6 42367 41302 6	1-1/4"	1.8" LM	5" - 8"	800'	2-1/8"	2	4.7	Imported 200 Series
SSMBP225	6 42367 43582 0	1-1/4" **Illinois Code**	1.8" LM	5" - 8"	800'	2-1/8"	2	4.7	Imported 200 Series

*When properly installed, MERRILL PITLESS ADAPTERS will support length of schedule 40 steel pipe full of water and pump.
Other companies may claim more support - but have little or no safety factor. LM = Long Model

Note: For use with Concrete Tile - no outside thread models. **MBNL100N**, **MBNL125N** and (MBR12, MBF12N)

NEW **Stainless Steel (304 Stainless Steel) with Insert Barb Connections**

❖ **SSMBI100**	6 42367 44389 4	1"	1.8" LM	5" - 8"	1400'	1-3/8"	1	3.1

When properly installed, the **SSMBI100** will support length of 160 psi poly pipe full of water and pump.

SSMBI100

WARNING: This product meets Federal USA Drinking Water requirements but has not been specifically tested or approved as no-lead in the State of California.

No-Lead

MERRILL MANUFACTURING

2

PITLESS ADAPTER PARTS

Merrill Exclusive Quality

Male part of adapter rounded at bottom for easiest installation.



Quality Gaskets and O-ring glued in place for proper seal around discharge and casing.



Extra thick wall discharge thru casing to hold weight & safety factor.



Male Part MBMNL10

Male Part O-Ring OR326



Female Part MBFNL10

Female Part O-Ring MBFR20

Gasket MBG20

Collar MBC10

Nut MBN10

Built-In Installation Tool

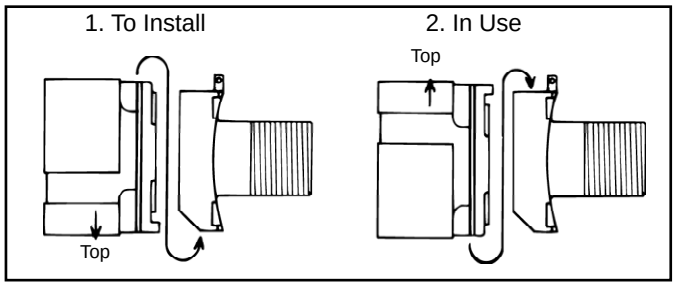

Model No.	Order No.	UPC Bar Code (Qty. 1)	Approx. Wt./Lbs.
Male Part - No-Lead Brass			
MBNL50	MBMNL50	6 42367 45400 5	0.90
MBNL200	MBMNL20	6 42367 45401 2	1.20
MBNL225	MBMNL22	6 42367 45402 9	1.40
Male Part - No-Lead Bronze			
MBNL60	MBMNL60	6 42367 41735 2	1.25
MBNL100	MBMNL10	6 42367 41967 7	1.13
MBNL125	MBMNL12	6 42367 41898 4	1.80
MBNL300	MBMNL30	6 42367 45403 6	5.50
MBNL400	MHMNL40	6 42367 45404 3	3.70
Male Part O-Ring			
MBNL50	OR222	6 42367 03495 5	0.01
MBNL60	OR222	6 42367 03495 5	0.01
MBNL100	OR326	6 42367 00480 4	0.01
MBNL125	OR326	6 42367 00480 4	0.01
MBNL200	OR326	6 42367 00480 4	0.01
MBNL225	OR326	6 42367 00480 4	0.01
MBNL250	OR326	6 42367 00480 4	0.01
MBNL300	OR332	6 42367 01909 9	0.13
MBNL400	OR326	6 42367 004804	0.01
Female Part - No-Lead Brass			
MBNL50	MBFNL50	6 42367 45405 0	1.30
MBNL200	MBFNL20	6 42367 45406 7	1.50
MBNL225	MBFNL22	6 42367 45407 4	2.30
Female Part - No-Lead Bronze			
MBNL60	MBFNL60	6 42367 41876 2	1.25
MBNL100	MBFNL10	6 42367 41965 3	0.87
MBNL125	MBFNL12	6 42367 41897 7	1.80
MBNL300	MBFNL30	6 42367 45408 1	8.70
MBNL400	MHFNL40	6 42367 45409 8	4.70

Model No.	Order No.	UPC Bar Code (Qty. 1)	Approx. Wt./Lbs.
Female Part O-Ring			
MBNL50	MBFG10	6 42367 01808 5	0.10
MBNL60	MBFG10	6 42367 01808 5	0.10
MBNL100	MBFR20	6 42367 01810 8	0.03
MBNL125	MBFR12	6 42367 04665 1	0.03
MBNL200	MBFR12	6 42367 04665 1	0.03
MBNL225	MBFR12	6 42367 04665 1	0.03
MBNL250	MBFR12	6 42367 04665 1	0.03
MBNL300	MBG30	6 42367 10134 3	---
MBNL400	MBFG12	6 42367 01809 2	0.10
	MBFG10	6 42367 01808 5	0.10
Gasket			
MBNL60	MBG20	6 42367 01815 3	0.05
MBNL100	MBG20	6 42367 01815 3	0.05
MBNL125	MBG12	6 42367 01814 6	0.05
MBNL250	MBG12	6 42367 01814 6	0.05
Collar			
MBNL60	MBC60	6 42367 04203 5	0.25
MBNL100	MBC10	6 42367 01800 9	0.38
MBNL125	MBC125R	6 42367 11919 5	0.25
Nut			
MBNL60	MBN60	6 42367 04206 6	0.25
MBNL100	MBN10	6 42367 01821 4	0.25
MBNL125	MBN125	6 42367 11917 1	0.25

WARNING: This product meets Federal USA Drinking Water requirements but has not been specifically tested or approved as no-lead in the State of California.

Form No. 2017.26

3

MERRILL MANUFACTURING

No-Lead

SANITARY (WATERTIGHT) PITLESS OR WELL CAPS

All Caps Certified Watertight - Pitless Adapter Standard PAS-2, PAS-97(2019)(R 2023), ASSE Standard #1093-2019(R 2023) and Illinois Code.

WC Series

WCI Series

WCP Series (WCPS500 Shown)

WCOC shown with top tapping for chlorination or water sampling.

WCO Series (WCOC600 Shown)

WCOG shown with grounding screw.

WCO Series (WCOG Shown)

WARNING: This product meets Federal USA Drinking Water requirements but has not been specifically tested or approved as no-lead in the State of California.

MERRILL WC SERIES SANITARY (WATERTIGHT) CAPS

For use with all Pitless Units and Adapters

Order No.	UPC Bar Code (Qty. 1)	Casing I.D. Size	Casing O.D. Size	Conduit Tap Size	Vent Size	Approx. Wt./Lbs.
WC300	6 42367 41843 4	3"	4-1/2"	1"	1/2"	7.3
WC400	6 42367 02863 3	4"	4-1/2"	1"	1/2"	9.5
WC500	6 42367 02865 7	5"	5-9/16"	1"	3/4"	11.7
WC600	6 42367 02867 1	6"	6-5/8"	1-1/4"	3/4"	13.8
WC800	6 42367 02869 5	8"	8-5/8"	1-1/2"	1"	29.7

- **Painted Cast Iron**
- Stainless Steel Bolts
- Galvanized Vent Ell with Stainless Steel Screen Included
- Two Neoprene O-Rings
- Individually Boxed

MERRILL WCI SERIES SANITARY (WATERTIGHT) CAPS

For use with all Pitless Adapters

Order No.	UPC Bar Code (Qty. 1)	Casing I.D. Size	Casing O.D. Size	Conduit Tap Size	Vent Size	Approx. Wt./Lbs.
WCI6	6 42367 02891 6	6"	6-5/8"	1"	3/8" Dia.	10.8
With 1" Top Tap						
WCI6T100	6 42367 45377 0	6"	6-5/8"	1"	3/8" Dia.	10.8
With Grounding Screw & Terminal Lugs						
WCIG6	6 42367 05885 2	6"	6-5/8"	1"	3/8" Dia.	10.9

- Plated Bolts
- **Painted Cast Iron**
- Wide Compression Gasket
- Individually Boxed

MERRILL WCP SERIES SANITARY (WATERTIGHT) CAPS

For use with all Pitless Adapters (Aluminum Top - PVC Bottom)

Order No.	UPC Bar Code (Qty. 1)	Casing I.D. Size	Casing O.D. Size	Conduit Tap Size	Vent Size	Approx. Wt./Lbs.
WCP500	6 42367 03865 6	5"	5-1/2"	1"	3/4"	2.4
No Adapter for 1" NPT						
WCPS500	6 42367 05887 6	5"	5-1/2"	1"	3/4"	2.4
With Grounding Screw & Terminal Lugs						
WCPG500	6 42367 05888 3	5"	5-1/2"	1"	3/4"	2.5

- Aluminum Casting
- Bronze Screen Included
- Plated Bolts
- PVC Base
- Individually Boxed

MERRILL WCO SERIES SANITARY (WATERTIGHT) CAPS

For use with all Pitless Adapters (All Aluminum Cap)

Order No.	UPC Bar Code (Qty. 1)	Casing I.D. Size	Casing O.D. Size	Top Tapping	Conduit Tap Size	Vent Size	Approx. Wt./Lbs.
Standard Aluminum Cap & 1" PVC Nipple							
WCOS400	6 42367 04447 3	4"	4-1/2"	---	1"	1/2"	2.0
WCOS500	6 42367 04448 0	5"	5-9/16"	---	1"	3/4"	2.4
WCOS600	6 42367 04449 7	6"	6-5/8"	---	1"	3/4"	2.9
Aluminum Cap With Grounding Screw, Terminal Lugs & 1" PVC Nipple							
WCOG400	6 42367 04450 3	4"	4-1/2"	---	1"	1/2"	2.0
WCOG500	6 42367 04451 0	5"	5-9/16"	---	1"	3/4"	2.4
WCOG600	6 42367 04452 7	6"	6-5/8"	---	1"	3/4"	2.9
Aluminum Cap With Top Tapping & 1" PVC Nipple							
WCOC400	6 42367 04453 4	4"	4-1/2"	1"	1"	1/2"	1.9
WCOC500	6 42367 04454 1	5"	5-9/16"	1-1/4"	1"	3/4"	2.4
WCOC600	6 42367 04455 8	6"	6-5/8"	1-1/4"	1"	3/4"	2.8
Aluminum Cap With Grounding Screw, Terminal Lugs, Top Tapping & 1" PVC Nipple							
WCOGC400	6 42367 04456 5	4"	4-1/2"	1"	1"	1/2"	2.0
WCOGC500	6 42367 04457 2	5"	5-9/16"	1-1/4"	1"	3/4"	2.4
WCOGC600	6 42367 04458 9	6"	6-5/8"	1-1/4"	1"	3/4"	2.9

- Aluminum Casting
- Bronze Screen Included
- Gasket Seal
- Individually Boxed
- Acorn Nut Protects Threads

No-Lead

SANITARY (WATERTIGHT) PITLESS OR WELL CAPS

All Caps Certified Watertight - Pitless Adapter Standard PAS-2, PAS-97(2019)(R 2023), ASSE Standard #1093-2019(R 2023) and Illinois Code.

WCOP Series (WCOP Shown)
WCOP shown with PVC base

WCOPP Series (WCOP504P Shown)

WCOPP Series (WCOP403P Shown)

WCH Series

WCB Series

WARNING: This product meets Federal USA Drinking Water requirements but has not been specifically tested or approved as no-lead in the State of California.

MERRILL WCOP SERIES SANITARY (WATERTIGHT) CAPS

For use with all Pitless Adapters

Order No.	UPC Bar Code (Qty. 1)	Casing I.D. Size	Casing O.D. Size	Conduit Tap Size	Vent Size	Approx. Wt./Lbs.
With PVC Base and Aluminum Top Cap						
WCOP400	6 42367 06153 1	4"	4-1/2"	1"	1/2"	1.6
WCOP500	6 42367 06154 8	5"	5-9/16"	1"	3/4"	1.9
With PVC Base and Aluminum Top Cap with 1-1/4" Top Tap						
WCOPC400	6 42367 06174 6	4"	4-1/2"	1"	1/2"	1.6
WCOPC500	6 42367 45386 2	5"	5-9/16"	1"	3/4"	1.9
With Grounding Screw & Terminal Lugs in PVC Base - Added						
WCOPG400	6 42367 06266 8	4"	4-1/2"	1"	1/2"	1.6
WCOPG500	6 42367 06267 5	5"	5-9/16"	1"	3/4"	2.0

- Aluminum Top Casting
- Gasket Seal
- Acorn Nut Protects Threads
- Bronze Screen Included
- Individually Boxed

MERRILL WCOPP SERIES SANITARY (WATERTIGHT) CAPS

For use with all Pitless Adapters

Order No.	UPC Bar Code (Qty. 1)	Casing I.D. Size	Casing O.D. Size	Conduit Tap Size	Vent Size	Approx. Wt./Lbs.
With PVC Base - Molded Plastic Top Case with 4 Bolt Holes						
WCOP404P	6 42367 44245 3	4"	4-1/2"	1"	1/2"	1.0
WCOP504P	6 42367 44246 0	5"	5-9/16"	1"	5/8"	1.3
4 Bolt Hole Cap With Grounding Screw & Terminal Lugs in PVC Base - Added						
WCOPG404P	6 42367 44247 7	4"	4-1/2"	1"	1/2"	1.1
WCOPG504P	6 42367 44248 4	5"	5-9/16"	1"	5/8"	1.4
With PVC Base - Molded Plastic Top Case with 3 Bolt Holes						
WCOP403P	6 42367 44037 4	4"	4-1/2"	1"	1/2"	1.0
WCOP503P	6 42367 44038 1	5"	5-9/16"	1"	5/8"	1.3

- Molded Plastic Top (UV Resistant)
- Gasket Seal
- Acorn Nut Protects Threads (Do Not Rust)
- Stainless Steel Screen Included
- Room for Wrench Around the Bolts for Easier Use
- Cap Bolts Do Not Fall Out of PVC Bottom Ring - O-ring holds in place
- Ground Screw Model - Brass Insert in the PVC Bottom Ring with a Green Ground Screw and 2 Terminal Lugs

MERRILL WCH SERIES SANITARY (WATERTIGHT) CAPS

Order No.	UPC Bar Code (Qty. 1)	Casing I.D. Size	Casing O.D. Size	Conduit Tap Size	Vent Size	Approx. Wt./Lbs.
WCH1200	6 42367 43886 9	12"	12-3/4"	1-1/4"	3/4"	10.2

- **Cast Aluminum**
- Two Neoprene O-Rings
- Stainless Steel Bolts
- Stainless Steel Screen Included

MERRILL WCB SERIES SANITARY (WATERTIGHT) CAPS

For use with all Pitless Units and Adapters

Order No.	UPC Bar Code (Qty. 1)	Casing I.D. Size	Casing O.D. Size	Conduit Tap Size	Vent Tap Size	Approx. Wt./Lbs.
WCB400	6 42367 02871 8	4"	4-1/2"	1-1/2"	1"	14.3
WCB500	6 42367 02872 5	5"	5-9/16"	1-1/2"	1"	15.9
WCB600	6 42367 02873 2	6"	6-5/8"	1-1/2"	1-1/4"	24.1
WCB800	6 42367 02890 9	8"	8-5/8"	1-1/2"	2"	39.3
WCB100	6 42367 02870 1	10"	10-3/4"	3"	2-1/2"	58.6
With Grounding Screw						
WCBG400	6 42367 09681 6	4"	4-1/2"	1-1/2"	1"	14.3
WCBG500	6 42367 41883 0	5"	5-9/16"	1-1/2"	1"	15.9
WCBG600	6 42367 06327 6	6"	6-5/8"	1-1/2"	1-1/4"	24.1
WCBG800	6 42367 06328 3	8"	8-5/8"	1-1/2"	2"	39.3
WCBG100	6 42367 08020 4	10"	10-3/4"	3"	2-1/2"	58.6

- **Painted Cast Iron**
- Wide Compression Gasket
- Plated Bolts
- Individually Boxed

Form No. 2020.26

MERRILL MANUFACTURING

No-Lead

VENT CAPS AND ACCESSORIES

The watertight well cap provides protection to the exposed portion of the well casing by being tamper-resistant, forming a protective cover from the elements, and being resistant to the entry of vermin or contaminants. Quality watertight well caps of various designs are listed by Water Systems Council as approved under standard PAS-97(2019) (R 2023) and ASSE Standard #1093-2019(R 2023). The listed well caps have been tested by an independent laboratory and certified to have passed the testing standard PAS-97(2019)(R 2023) and ASSE Standard #1093-2019(R 2023).



WCABS Series

VC Series



VCMI Series



WV100

405

WL1

WARNING: This product meets Federal USA Drinking Water requirements but has not been specifically tested or approved as no-lead in the State of California.

WATERTIGHT WELL CAPS - ABS RESIN

For use with SP Pitless Units and SPK Pitless Kits

Order No.	UPC Bar Code (Qty. 1)	Casing I.D. Size	Casing O.D. Size	Conduit Tap Size	Vent Size	Approx. Wt./Lbs.
WCABS400	6 42367 10565 5	4"	4-1/2"	1-1/4" IPS	7/16"	2.2
WCABS600	6 42367 08944 3	6"	6-5/8"	1-1/4" IPS	7/16"	4.0

- Cap fits 6" IPS casing with 1-1/4" IPS conduit tap
- Hi-impact ABS resin
- Formulated for outdoor weatherability
- Watertight
- Vermin Proof

MERRILL VC SERIES VENT CAPS

For use with Pitless Adapters (All Aluminum)

Order No.	UPC Bar Code (Qty. 1)	Casing I.D. Size	Casing O.D. Size	Conduit Size	Approx. Wt./Lbs.	DPM No.
VC400	6 42367 02841 1	4"	4-1/2"	1"	1.0	C4
VC500	6 42367 02842 8	5"	5-9/16"	1"	1.5	C5
VC558	6 42367 02843 5	5-5/8"	6-1/4"	1"	1.8	C56
VC600	6 42367 02844 2	6"	6-5/8"	1"	1.9	C6
VC700	6 42367 02845 9	6-3/8"	7"	1"	2.1	C7
VC800	6 42367 02846 6	8"	8-5/8"	1"	2.6	C8

- Aluminum Casting
- 2-Cup Point Socket Head Set Screws

MERRILL VCMI MULTISIZE VENT CAP

For use with Pitless Adapters

Order No.	UPC Bar Code (Qty. 1)	Casing Sizes	Conduit Size	Approx. Wt./Lbs.
VCMI6	6 42367 02851 0	5-5/8" thru 6-1/4"	3/4"	4.2

- **Painted Heavy Cast Iron**
- Individually Boxed
- 4 Hex Head Cap Screws

SCREENED WELL VENT - MUSHROOM STYLE

Order No.	UPC Bar Code (Qty. 1)	Thread Size	Vent Fits Baker Cap	Approx. Wt./Lbs.
WV75	6 42367 42155 7	3/4"	N/A	0.3
WV100	6 42367 03026 1	1"	WCM6, WCB400, WCB500	0.3
WV125	6 42367 03027 8	1-1/4"	WCB600	0.5
WV200	6 42367 03028 5	2"	WCB800	1.0

- Galvanized Casting
- Bronze Screen

GALVANIZED VENT ELL - WITH STAINLESS STEEL SCREEN

Order No.	UPC Bar Code (Qty. 1)	Thread Size	Vent Fits MERRILL WC	Approx. Wt./Lbs.
405	6 42367 00219 0	1/2" NPT	WC400	0.2
505	6 42367 00331 9	3/4" NPT	WC500, WC600	0.4
805	6 42367 00656 3	1" NPT	WC800	0.6

WELL LOCATOR

Order No.	UPC Bar Code (Qty. 1)	Description	Approx. Wt./Lbs.
WL1	6 42367 11839 6	Magnet with handle	1.5

- Handle marks where the well is
- Backing up is no longer a guess
- Center rig up to the well, quick and easy
- Magnetic pick up tool

No-Lead

MERRILL MANUFACTURING

WATERTIGHT CAP PARTS

WC Series Watertight Cap

Order No.	UPC Bar Code (Qty. 1)	Parts Description	Approx. Wt./Lbs.
WC400 Parts - 4"			
401	6 42367 00215 2	Cap	1.90
402	6 42367 42902 7	Cap Screws(4)	0.06
OR249	6 42367 00217 6	Cap O-Ring	0.01
404	6 42367 00218 3	Adapter Head Casting	4.49
405	6 42367 00219 0	Screen Air Vent	0.22
OR349	6 42367 00220 6	Head O-Ring	0.02
407	6 42367 00221 3	Clamping Ring	1.38
408	6 42367 42903 4	Head Ring Screws(4)	0.06
WC500 Parts - 5"			
501	6 42367 00315 9	Cap	3.18
402	6 42367 42902 7	Cap Screws(4)	0.06
OR257	6 42367 00324 1	Cap O-Ring	0.01
504	6 42367 00327 2	Adapter Head Casting	5.30
505	6 42367 00331 9	Screen Air Vent	0.38
OR433	6 42367 00334 0	Head O-Ring	0.03
507	6 42367 00335 7	Clamping Ring	1.72
408	6 42367 42903 4	Head Ring Screws(4)	0.06
WC600 Parts - 6"			
601	6 42367 00437 8	Cap	4.08
402	6 42367 42902 7	Cap Screws(4)	0.06
OR262	6 42367 00439 2	Cap O-Ring	0.01
604	6 42367 00440 8	Adapter Head Casting	6.39
505	6 42367 00331 9	Screen Air Vent	0.38
OR439	6 42367 00442 2	Head O-Ring	0.03
607	6 42367 00443 9	Clamping Ring	1.54
408	6 42367 42903 4	Head Ring Screws(4)	0.06
WC800 Parts - 8"			
801	6 42367 00652 5	Cap	8.73
802	6 42367 42904 1	Cap Screws(4)	0.06
OR270	6 42367 00654 9	Cap O-Ring	0.02
804	6 42367 00655 6	Adapter Head Casting	15.28
805	6 42367 00656 3	Screen Air Vent	0.45
OR446	6 42367 00657 0	Head O-Ring	0.04
807	6 42367 00658 7	Clamping Ring	3.37
808	6 42367 42905 8	Head Ring Screws(4)	0.08

WCI6 Series Watertight Cap

Order No.	UPC Bar Code (Qty. 1)	Parts Description	Approx. Wt./Lbs.
WCI601	6 42367 42906 5	Cap Casting	6.60
WCI6G	6 42367 02894 7	Rubber Gasket	0.10
WCI6S	6 42367 02896 1	Rubber Seal	0.61
WCI604	6 42367 42907 2	Clamping Ring Casting	3.26
38X250	6 42367 42908 9	Hex Bolt with Nut(5)	0.10
WCI605	6 42367 42909 6	Bronze Screen	0.01
GGS1/4	6 42367 01602 9	Grounding Screw	0.02

WCM6 Series Watertight Cap

Order No.	UPC Bar Code (Qty. 1)	Parts Description	Approx. Wt./Lbs.
WCM601	6 42367 42911 9	Cap Casting	10.00
WCI6G	6 42367 02894 7	Rubber Gasket	0.10
WCM6S	6 42367 04461 9	Rubber Seal	0.61
WCM604	6 42367 42912 6	Clamping Ring Casting	3.26
38X250	6 42367 42908 9	Hex Bolt with Nut(5)	0.10
1"PLUG	6 42367 03105 3	Square Head Plug - 1"	0.23

WCP500 Series Watertight Cap - 5 "

Order No.	UPC Bar Code (Qty. 1)	Parts Description	Approx. Wt./Lbs.
WCP501	6 42367 03934 9	Cap Casting	1.65
WCP502	6 42367 03960 8	Bottom Ring (PVC)	0.59
25X100	6 42367 42914 0	Hex Bolt with Nut (4)	0.02
WCP503	6 42367 04462 6	Conduit Adapter	0.09
WCP504	6 42367 04253 0	Bronze Screen	0.01
WCP505	6 42367 04254 7	Snap Ring	0.01
GGS1/4	6 42367 01602 9	Grounding Screw	0.02

WCB Series Watertight Cap

Order No.	UPC Bar Code (Qty. 1)	Parts Description	Approx. Wt./Lbs.
WCB400 Parts - 4"			
WCB401	6 42367 03843 4	Cap Casting	13.00
38X200S	6 42367 42915 7	Square Head Bolt w/Nut(ea)	0.09
1"PLUG	6 42367 03105 3	Square Head Plug - 1"	0.23
WCB400PG	6 42367 03840 3	Paper Gasket	0.04
WCB404	6 42367 03846 5	Retainer Ring Casting	3.14
38X350S	6 42367 42916 4	Square Head Bolt w/Nut(ea)	0.12
WCB400RG	6 42367 03842 7	Rubber Gasket	0.26
WCB406	6 42367 03850 2	Clamping Ring Casting	3.06
38X250S	6 42367 42917 1	Square Head Bolt w/Nut(ea)	0.10
WCB500 Parts - 5"			
WCB501	6 42367 03854 0	Cap Casting	6.09
38X200S	6 42367 42915 7	Square Head Bolt w/Nut(ea)	0.09
1"PLUG	6 42367 03105 3	Square Head Plug - 1"	0.23
WCB500PG	6 42367 03851 9	Paper Gasket	0.05
WCB504	6 42367 03857 1	Retainer Ring Casting	3.31
38X400S	6 42367 42918 8	Square Head Bolt w/Nut(ea)	0.12
WCB500RG	6 42367 03853 3	Rubber Gasket	0.39
WCB506	6 42367 03861 8	Clamping Ring Casting	3.46
38X250S	6 42367 42917 1	Square Head Bolt w/Nut(ea)	0.10
WCB600 Parts - 6"			
WCB601	6 42367 02879 4	Cap Casting	12.49
1-1/4PLUG	6 42367 00023 3	Square Head Plug 1-1/4"	0.36
WCB600PG	6 42367 02875 6	Paper Gasket	0.06
WCB604	6 42367 02883 1	Retainer Ring Casting	3.96
38X400S	6 42367 42918 8	Square Head Bolt w/Nut(ea)	0.12
WCB600RG	6 42367 02877 0	Rubber Gasket	0.50
WCB606	6 42367 02887 9	Clamping Ring Casting	4.79
38X250S	6 42367 42917 1	Square Head Bolt w/Nut(ea)	0.10

WCO Series Watertight Cap

Order No.	UPC Bar Code (Qty. 1)	Parts Description	Approx. Wt./Lbs.
WCO400 Parts - 4"			
WCO4T	6 42367 04613 2	Cap Casting	1.07
WCO4B	6 42367 04621 7	WCO4 Bottom Ring	0.31
WCOP4B	6 42367 06475 4	WCOP400 Plastic Bottom	0.41
WCO4M	6 42367 07202 5	WCO4 Middle Ring	0.55
WCO4G	6 42367 04567 8	Gasket	0.05
5/8SCREEN	6 42367 04610 1	Vent Screen	0.01
5/8SNAPRING	6 42367 04611 8	Snap Ring	0.01
1/4X7/8HHCS	6 42367 00049 3	Hex Head Cap Screw w/Nut(ea)	0.01
1/4X1-1/2	6 42367 05416 8	1/4" Cap Screw(ea)	0.02
1/4-20ACORN	6 42367 04608 8	1/4" Acorn Nut (ea)	0.01
GGS1/4	6 42367 01602 9	Ground Screw	0.02
PVCN1002GRAY	6 42367 11742 9	1"x1"x2" LG PVC Nipple	0.05
P15A	6 42367 01986 0	1/4-20 Plated Hex Nut(ea)	0.01
OR009	6 42367 04612 5	O-Ring(ea)	0.01
WCO500 Parts - 5"			
WCO5T	6 42367 04629 3	Cap Casting	1.37
WCO5B	6 42367 04635 4	WCO5 Bottom Ring	0.38
WCOP5B	6 42367 06476 1	WCOP500 Plastic Bottom	0.60
WCO5M	6 42367 07203 2	WCO5 Middle Ring	0.60
WCO5G	6 42367 04568 5	Gasket	0.07
3/4SCREEN	6 42367 05121 1	Vent Screen	0.01
3/4SNAPRING	6 42367 05118 1	Snap Ring	0.01
1/4X7/8HHCS	6 42367 00049 3	Hex Head Cap Screw w/Nut(ea)	0.01
1/4X1-1/2	6 42367 05416 8	1/4" Cap Screw(ea)	0.02
1/4-20ACORN	6 42367 04608 8	1/4" Acorn Nut(ea)	0.01
PVCN1002GRAY	6 42367 11742 9	1"x1"x2" LG PVC Nipple	0.05
P15A	6 42367 01986 0	1/4-20 Plated Hex Nut(ea)	0.01
OR009	6 42367 04612 5	O-Ring(ea)	0.01
WCO600 Parts - 6"			
WCO6T	6 42367 04630 9	Cap Casting	1.62
WCO6B	6 42367 04636 1	Bottom Ring	0.45
WCO6G	6 42367 04574 6	Gasket	0.09
WCO6M	6 42367 07204 9	Middle Ring	0.68
1/4X1-1/2	6 42367 05416 8	1/4" Cap Screw(ea)	0.02
1/4-20ACORN	6 42367 04608 8	1/4" Acorn Nut(ea)	0.01
PVCN1002GRAY	6 42367 11742 9	1"x1"x2" LG PVC Nipple	0.05
P15A	6 42367 01986 0	1/4-20 Plated Hex Nut(ea)	0.01
OR009	6 42367 04612 5	O-Ring(ea)	0.01

MERRILL MANUFACTURING

LEAD

No-Lead

WS–SERIES CAST IRON AND STEEL WELL SEALS

Cast Iron Single Drop Pipe Split Top Plate

WS400125

WS600100



Steel Single Drop Pipe Solid Top Plate

WS450100S

WS600150S

Cast Iron Double Drop Pipe Split Top Plate

WS622525

WS625251

Well Seal Vent

WARNING: This product meets Federal USA Drinking Water requirements but has not been specifically tested or approved as no-lead in the State of California.

Single Drop Pipe - Split Top Plate

- 3/4" Thick Rubber Packer
- Individually Boxed and Labeled
- Painted Cast Iron

Order No.	UPC Bar Code (Qty. 1)	Well Size I.D.	Drop Pipe	Cable Tapping	Vent Tapping	Approx. Wt./Lbs.
WS400100	6 42367 02929 6	4"	1"	1"	1/2"	2.8
WS400125	6 42367 02931 9	4"	1-1/4"	1"	1/2"	2.6
WS400150	6 42367 02986 9	4"	1-1/2"	3/4"	1/4"	3.2
WS400200	6 42367 02987 6	4"	2"	1/2"	1/4"	2.6
WS40010075	6 42367 12438 0	4"	1"	3/4"	1/2"	2.8
WS40012575	6 42367 12439 7	4"	1-1/4"	3/4"	1/2"	3.3
WS500100	6 42367 02994 4	5"	1"	1"	1/2"	4.7
WS500125	6 42367 02996 8	5"	1-1/4"	1"	1/2"	4.6
WS500150	6 42367 02998 2	5"	1-1/2"	1"	1/2"	4.4
WS500200	6 42367 03000 1	5"	2"	1"	1/2"	4.1
WS558100	6 42367 03003 2	5-5/8"	1"	3/4"	1/2"	7.5
WS558125	6 42367 03004 9	5-5/8"	1-1/4"	3/4"	1/2"	7.4
WS600100	6 42367 02944 9	6"	1"	1"	1/2"	7.4
WS600125	6 42367 02946 3	6"	1-1/4"	1"	1/2"	6.8
WS600200	6 42367 03010 0	6"	2"	1"	1/2"	6.4
WS625125	6 42367 04519 7	6-1/4"	1-1/4"	1"	1/2"	8.7
WS625200	6 42367 03015 5	6-1/4"	2"	1"	1/2"	6.6
WS800100	6 42367 03019 3	8"	1"	1"	1/2"	14.3
WS800125	6 42367 03020 9	8"	1-1/4"	1"	1/2"	14.1
WS800200	6 42367 03022 3	8"	2"	1"	1/2"	14.8
WS800300	6 42367 03024 7	8"	3"	1"	1/2"	13.1
WS800400	6 42367 03025 4	8"	4"	1"	1/2"	11.2
WS100300	6 42367 02975 3	10"	3"	3/4"	1/2"	28.6
WS100500	6 42367 02977 7	10"	5"	3/4"	1/2"	21.8
WS120300	6 42367 02982 1	12"	3"	3/4"	1/2"	43.2
WS120400	6 42367 02983 8	12"	4"	3/4"	1/2"	40.5
WS120500	6 42367 02984 5	12"	5"	3/4"	1/2"	36.3

Single Drop Pipe - Solid Top Plate

- 3/4" Thick Rubber Packer
- Individually Boxed and Labeled
- Painted Steel

Order No.	UPC Bar Code (Qty. 1)	Well Size I.D.	Drop Pipe	Cable Tapping	Vent Tapping	Approx. Wt./Lbs.
WS450125S	6 42367 45339 8	4-1/2"	1-1/4"	1"	1/2"	4.3
WS450100S	6 42367 45340 4	4-1/2"	1"	3/4"	1/2"	4.2
WS558200S	6 42367 45364 0	5-5/8"	2"	3/4"	1/2"	3.4
WS600150S	6 42367 45341 1	6"	1-1/2"	1"	1/2"	6.8
WS625100S	6 42367 45342 8	6-1/4"	1"	1"	1/2"	8.0
WS800300S	6 42367 45343 5	8"	3"	1"	1/2"	13.1
WS100200S	6 42367 45344 2	10"	2"	3/4"	1/2"	29.6
WS100300S	6 42367 45411 1	10"	3"	1-1/4"	3/4"	20.0
WS100400S	6 42367 45345 9	10"	4"	3/4"	1/2"	26.0

Double Drop Pipe - Split Top Plate

- 3/4" Thick Rubber Packer
- Individually Boxed and Labeled
- Painted Cast Iron

Order No.	UPC Bar Code (Qty. 1)	Well Size I.D.	Drop Pipe	Vent Tapping	Approx. Wt./Lbs.
WS422510	6 42367 02932 6	4"	1-1/4" x 1"	1/2"	2.4
WS522510	6 42367 03001 8	5"	1-1/4" x 1"	1/2"	5.3
WS622510	6 42367 02953 1	6"	1-1/4" x 1"	1/2"	6.9
WS622525	6 42367 03011 7	6"	1-1/4" x 1-1/4"	1/2"	7.9
WS625251	6 42367 02960 9	6-1/4"	1-1/4" x 1"	1/2"	7.3
WS652525	6 42367 03017 9	6-1/4"	1-1/4" x 1-1/4"	1/2"	6.8

Well Seal Vent

Order No.	UPC Bar Code (Qty. 1)	Size	Approx. Wt./Lbs.
WSV50	6 42367 04303 2	1/2" x 3-3/4"	.06

No-Lead

WSP SERIES PLASTIC WELL SEALS

WSP - Series Plastic Well Seals

SINGLE OR DOUBLE DROP PIPE SOLID TOP PLATE



WS400125P

- Not for use with SDR17 casing
- Molded from Hi Impact ABS for extra strength and endurance
- Extra Thick Rubber Packer
- Individually Boxed and Labeled

WS422510P

WSP Series Plastic Well Seals Single Drop Pipe - Solid Top Plate

Order No.	UPC Bar Code (Qty.1)	Well Size I.D.	Drop Pipe	Cable Tapping	Vent Tapping	Approx. Wt./Lbs.
WS200100P	6 42367 07111 0	2"	1"	——	——	0.3
WS300100P	6 42367 07207 0	3"	1"	3/8"	1/4"	1.0
WS400100P	6 42367 03879 3	4"	1"	3/4"	1/2"	1.5
WS400125P	6 42367 02985 2	4"	1-1/4"	3/4"	1/2"	1.5
WS400200P	6 42367 07605 4	4"	2"	3/4"	3/8"	1.8
WS450100P	6 42367 05345 1	4-1/2"	1"	3/4"	1/2"	1.8
WS500100P	6 42367 02995 1	5"	1"	1"	1/2"	2.0
WS500125P	6 42367 02997 5	5"	1-1/4"	1"	1/2"	2.0
WS500150P	6 42367 02999 9	5"	1-1/2"	3/4"	1/2"	2.0
WS500200P	6 42367 05714 5	5"	2"	1"	1/2"	2.0
WS600000P	6 42367 05955 2	6"	Blank	3/4"	1/2"	3.0
WS600100P	6 42367 03006 3	6"	1"	1"	1/2"	3.0
WS600125P	6 42367 03007 0	6"	1-1/4"	1"	1/2"	3.0
WS600150P	6 42367 03009 4	6"	1-1/2"	1"	1/2"	3.0
WS600200P	6 42367 05715 2	6"	2"	1"	1/2"	2.2
WS625100P	6 42367 03012 4	6-1/4"	1"	1"	1/2"	3.3
WS625125P	6 42367 10861 8	6-1/4"	1-1/4"	1"	1/2"	3.3
WS800000P	6 42367 09554 3	8"	Blank	1"	——	5.0
WS800100P	6 42367 07066 3	8"	1"	1"	1/2"	5.0
WS800200P	6 42367 09290 0	8"	2"	1"	1/2"	5.0
WS800300P	6 42367 07219 3	8"	3"	1"	1/2"	5.0

WSP Series Plastic Well Seals Double Drop Pipe - Solid Top Plate

Order No.	UPC Bar Code (Qty.1)	Well Size I.D.	Drop Pipe	Vent Tapping	Approx. Wt./Lbs.
WS422510P	6 42367 09884 1	4"	1-1/4" x 1"	1/2"	1.5
WS450251P	6 42367 07846 1	4-1/2"	1-1/4" x 1"	1/2"	1.8
WS522510P	6 42367 09353 2	5"	1-1/4" x 1"	1/2"	2.0
WS622510P	6 42367 08843 9	6"	1-1/4" x 1"	1/2"	3.3
WS625251P	6 42367 11389 6	6-1/4"	1-1/4" x 1"	1/2"	3.3

WARNING: This product meets Federal USA Drinking Water requirements but has not been specifically tested or approved as no-lead in the State of California.

Form No. 2086.20

4

MERRILL MANUFACTURING

No-Lead

PLASTIC FLOAT AIR VOLUME CONTROL

An Air Volume Control System With Over Sixty Years of Service. Proven performance by Independent testing Laboratory.

A Merrill-Float is a barrier to absorption of air by water under pressure. Merrill-Float assures a smooth working water system by separating the volume of air from the water within the pressure tank.

Only Merrill has a foldable float with balanced buoyancy and can be inserted into a pressure tank through the pipe connection hole.

Merrill-Float is made of durable plastic approved by U.S. Food and Drug Administration, for the interior of containers carrying liquids for human consumption.

Only Merrill-Float will stay level on top of water to separate air from water in tank

Carton Order No.	UPC Bar Code (Qty. 1)	Dia. Size	Master Carton Qty.	Approx. Wt./Lbs.
PFC12	6 42367 02182 5	12"	12	0.6
PFC16	6 42367 02183 2	16"	12	1.0
PFC20	6 42367 02185 6	20"	12	1.6
PFC24	6 42367 02186 3	24"	12	2.0
PFC30	6 42367 02187 0	30"	12	3.3
PFC36	6 42367 02188 7	36"	12	4.3

Bulk Order No.	UPC Bar Code (Qty. 1)	Dia. Size	Bulk Carton Qty.	Approx. Wt./Lbs.
PFB12	6 42367 02175 7	12"	20	0.3
PFB16	6 42367 02177 1	16"	40	0.5
PFB20	6 42367 02178 8	20"	40	0.8
PFB24	6 42367 02179 5	24"	20	1.0
PFB30	6 42367 02180 1	30"	12	1.6
PFB36	6 42367 02181 8	36"	12	2.1

FEATURES/BENEFITS

(1) **SIMPLE ECONOMICAL** way to minimize water-logging of pressure tanks.
BENEFIT: Most economical long life air volume control for tanks.

(2) **PLASTIC FLOATION RING** forms a seal between water and air inside pressure tanks. The air-water seal is assured by Merrill's Exclusive "Wiper Blade."
BENEFIT: Effective water/air volume separation in the tank.

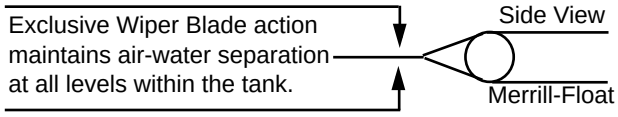

(3) **ELIMINATES OTHER AIR VOLUME CONTROLS** or the need for air-charger, bleeder valves, or air-release valves, and headaches caused by corrosion of these parts.
BENEFIT: Merrill-Float will not corrode and is not effected by chlorine.

(4) **FLOAT'S BALANCED BUOYANCY** is assured by a sealed, crush-proof flotation ring within the float even if the tank drains. Merrill-Float resumes its floating position when water returns.
BENEFIT: Balanced buoyancy insures float will maintain flat horizontal position on top of water.

(5) **MERRILL-FLOAT IS BUILT FOR PERMANENT SERVICE,** yet this water-log barrier can be inserted into place in minutes. The 12" through 20" sizes are flexible enough for insertion through a 1-1/4" tank opening. The 24" size will require a 1-1/2" opening. The 30" and 36" size require a 2" tank opening. Merrill-Float recovers its stable circular shape and assumes its proper position after insertion in tank.
BENEFIT: Can be inserted in existing or new tanks.

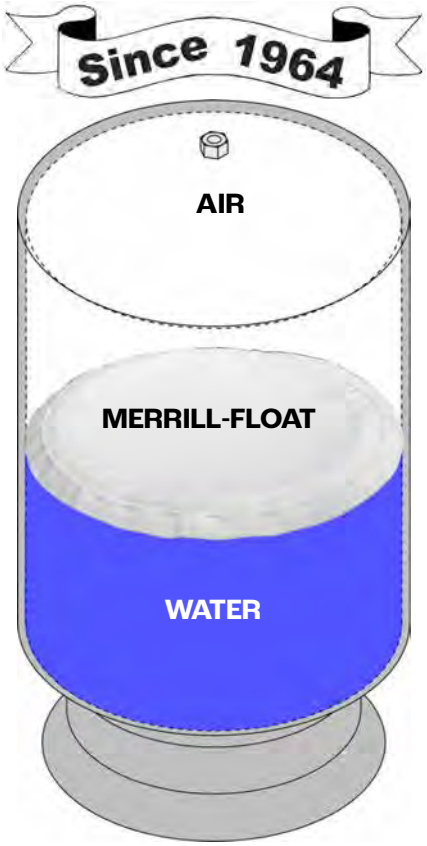

Merrill-Float is available in the following diameter sizes: 12", 16", 20", 24", 30", and 36"

WARNING: This product meets Federal USA Drinking Water requirements but has not been specifically tested or approved as no-lead in the State of California.

Form No. 2022.13

No-Lead

MERRILL MANUFACTURING

4

MERRILL PRESSURE TANKS

Features:

Why buy a pallet of tanks, order any quantity you need from Merrill. We pass on the manufactured price - any quantity with other Merrill products.

1) Connection: stainless steel 3/4" male pipe thread
2) Maximum working pressure: 150 psi
3) For domestic water systems: lead free
4) Precharge: 35 psi
5) Cold rolled carbon steel: triple layer electrostatic paint
6) Water chamber: 100% butyl rubber, lined with polypropylene
7) Warranty: six years

Merrill Pressure Tanks

Order No.	UPC Bar Code (Qty. 1)	Description	Approx. Wt./Lbs.
H2PT2	6 42367 43896 8	2.1 Gallon Pressure Tank	4.5
H2PT4	6 42367 43897 5	4.5 Gallon Pressure Tank	8.0
H2PT10	6 42367 44385 6	10 Gallon Pressure Tank	19.0

H2PT2 H2PT4 H2PT10

WARNING: This product meets Federal USA Drinking Water requirements but has not been specifically tested or approved as no-lead in the State of California.

⚠ Lead

MERRILL MANUFACTURING

No-Lead

AIR VOLUME CONTROLS

- Diaphragm - type air volume control used in jet pump water systems to maintain the correct proportion of air and water in the pressure tank.
- Individually cartoned.

Merrill/Brady Non-Repairable Air Volume Controls

Brady Repairable Air Volume Controls

Brady Air Volume Control Repair Kits



Shallow Well Air Volume Controls



Deep Well Air Volume Controls



AE10 Air Volume Control

Merrill Air Charger

Merrill/Brady Non-Repairable Air Volume Controls

Order No.	UPC Bar Code (Qty. 1)	Maximum Tank Size	Tank Conn.	Ctn. Qty.	Approx. Wt./Lbs.
* **AV45F**	0 39172 00016 7	80	1/4" MIP	24	0.7
* **AV100F**	0 39172 00018 1	120	3/8" MIP	24	0.7

* Thread for tubing connection to control 1/8" pipe (not 7/16" - 24)

Brady Repairable Air Volume Controls

Order No.	UPC Bar Code (Qty. 1)	Maximum Tank Size	Tank Conn.	Ctn. Qty.	Approx. Wt./Lbs.
AV30	0 39172 00010 5	42	1/4" MIP	24	0.5
AV42	0 39172 00011 2	70	1/4" FIP	24	1.0
AV80	0 39172 00012 9	120	1/4" FIP	6	1.1
AV120	0 39172 00014 3	220	3/8" FIP	4	2.0

Brady Installation Kit for Air Volume Controls

Order No.	UPC Bar Code (Qty. 1)	Approx. Wt./Lbs.
UK1	0 39172 00009 9	0.4

Brady Air Volume Control Repair Kits

Order No.	UPC Bar Code (Qty. 1)	For Control No.	Approx. Wt./Lbs.
AV303A	0 39172 00001 3	AV30	0.1
AV423A	0 39172 00002 0	AV42	0.2
AV803A	0 39172 00003 7	AV80	0.2
AV1203A	0 39172 00004 4	AV120	0.2

Shallow Well Air Volume Controls

- Ametek brand furnished with 48" air tube and fittings.
- Body threaded 1-1/4" pipe, has 1/4" tap for gauge.
- Individually cartoned.

Order No.	UPC Bar Code (Qty. 1)	Brand	Approx. Wt./Lbs.
SWL	6 42367 02761 2	Ametek	0.9

Deep Well Air Volume Controls

- Body threaded 1-1/4" pipe, has 1/4" tap for gauge.
- Individually cartoned.

Order No.	UPC Bar Code (Qty. 1)	Brand	Approx. Wt./Lbs.
DWJ	6 42367 01368 4	Ametek	1.0
DWJP	6 42367 01369 1	Johnson	0.4
AE10	6 42367 00728 7	Merrill	0.4

Merrill Air Charger

Order No.	UPC Bar Code (Qty. 1)	Maximum Tank Size	Tank Conn.	Pump Conn.	Approx. Wt./Lbs.
MAC1	6 42367 01782 8	82	1/4" FIP	1/4" FIP	0.3

Merrill Air Charger Tubing Kit

Order No.	UPC Bar Code (Qty. 1)	Approx. Wt./Lbs.
⚠ **MAC1K**	6 42367 01783 5	0.3

Contains: **Tubing** - 1/4" O.D. x 60" ---- **Male Adapter** - 1/8" NPT x 1/4" Compression to tubing
Brass Nipple - 1/4" x 3" ---- **Elbow** - 1/4" NPT x 1/4" Compression to tubing

WARNING: This product can expose you to lead, which is known to the State of California to cause cancer, birth defects or other reproductive harm. (For more information go to www.p65warnings.ca.gov)

WARNING: This product meets Federal USA Drinking Water requirements but has not been specifically tested or approved as no-lead in the State of California.

Form No. 2023.22

No-Lead

MERRILL MANUFACTURING

Lead
++ Limited Quantity

4

TANK ACCESSORIES

No-Lead Air Valves

Air Valves

Air Valve Core/Caps

Air Valves

Tank Valve Stems – Complete with valve core and plastic cap. Provides method of injecting and holding air in pneumatic water systems. The National Pipe Thread used to attach the stem to the pressurized container is at the bottom of the valve stem, providing minimum protrusion within the container.

Order No.	UPC Bar Code (Qty. 1)	Thread Size	Cap Included	Packaged Qty.	Approx. Wt./Lbs.
No-Lead Air Valve - with STD. Core Spring					
SVNL125	6 42367 41459 7	1/8"	Yes	50	3.0 lbs./100
SVNL250	6 42367 41460 3	1/4"	Yes	50	5.0 lbs./100
No-Lead Snifter Valve - with Light Core Spring					
SVSNL125	6 42367 41461 0	1/8"	Yes	50	3.0 lbs./100
SVSNL250	6 42367 41462 7	1/4"	Yes	50	6.0 lbs./100
Snifter Valve - with Light Core Spring					
++ **SVS125**	6 42367 02756 8	1/8"	Yes	50	3.0 lbs./100
Snifter Valve - with no Core Spring					
++ **SVSC125**	6 42367 02578 2	1/8"	Yes	50	4.0 lbs./100
++ **SVSC250**	6 42367 02759 9	1/4"	Yes	50	6.0 lbs./100
No-Lead Snifter Valve - with No Core Spring - Long Type					
SVSCNL125L	6 42367 42407 7	1/8"	Yes	50	4.0 lbs./100
SVSCNL250L	6 42367 42929 4	1/4"	Yes	50	6.0 lbs./100

Air Valve Extras		
SVCS	6 42367 02753 7	Core with No Spring
SVAC18	6 42367 02750 6	Brass Coupling - Air Valve Cap Thread to 1/8" NPT
SVCP	6 42367 12873 9	Plastic Cap for Air Valves
SVCM	6 42367 12874 6	Metal Cap for Air Valves

Bleeder Orifices

No-Lead Merrill Bleeder Orifices

Molded rubber flapper valve to allow air into the pipe to recharge air volume in tanks.

Order No.	UPC Bar Code (Qty. 1)	Thread Size	Material	Ctn. Qty.	Approx. Wt./Lbs.
BO1	6 42367 00929 8	1" NPT	Molded Rubber	50	0.08
BBONL75	6 42367 43076 4	3/4" NPT	No-Lead Brass	48	0.19
SSBO75	6 42367 41270 8	3/4" NPT	Stainless Steel	48	0.30

Bleeder Orifice Tee

No-Lead Bleeder Orifice Tees

Order No.	UPC Bar Code (Qty. 1)	Insert Size	Material	Approx. Wt./Lbs.
BOTFNL100	6 42367 41740 6	1" Plastic Pipe	No-Lead Insert Tee w/BO1	1.2
BOTFNL2510	6 42367 41741 3	1-1/4" Plastic Pipe	No-Lead Insert Tee w/BO1	1.3

WARNING: This product meets Federal USA Drinking Water requirements but has not been specifically tested or approved as no-lead in the State of California.

MERRILL MANUFACTURING

No-Lead

PLASTIC FLOAT VALVE ASSEMBLY

Flow Rates

1/2", 3/4" (45 psi Max)

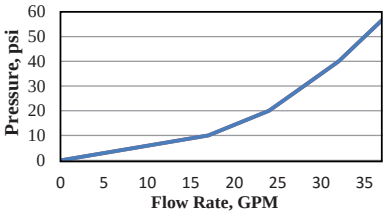

1" (45 psi Max)

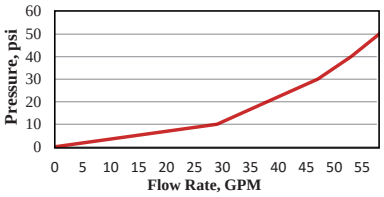

1-1/4", 1-1/2" (45 psi Max)

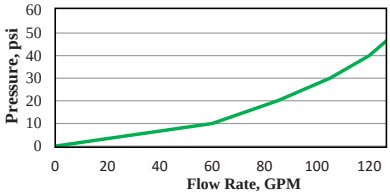

2" (45 psi Max)

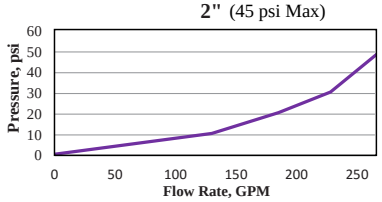

Laboratory testing data, actual value may vary by pump, installation, etc.

PVC Tank Valves with stainless steel bolts, pins, and float rods. The float balls are a polyethylene material.

- These valves are available in 1/2", 3/4", 1", 1-1/4", 1-1/2", & 2" NPT sizes, with flow rates up to 230 gpm at 30 psi.
- Uses are livestock tank fill valves and cooling tower fill valves as well as many other applications where automatic tank filling is required.

For Economy and Corrosion Resistant

Plastic Float Valve

Order No.	UPC Bar Code (Qty. 1)	Pipe Size	Rod Diameter	Approx. Wt./Lbs.
PFV50	6 42367 12296 6	1/2"	1/4"	0.2
PFV75	6 42367 09598 7	3/4"	1/4"	0.2
PFV100	6 42367 09599 4	1"	1/4"	0.4
PFV125	6 42367 09600 7	1-1/4"	5/16"	1.1
PFV150	6 42367 09601 4	1-1/2"	5/16"	1.2
PFV200	6 42367 12297 3	2"	7/16"	2.2

NOTE: PFV Float Valves - 1/2" thru 1" - Use 1/4" Float Rods and 5" thru 8" Float Balls
NOTE: PFV Float Valves - 1-1/4" and 1-1/2" - Use 5/16" Float Rods and 8" x 5/16" Float Ball
NOTE: PFV Float Valve - 2" - Use 7/16" Float Rod and 10" Float Ball

Stainless Steel Float Rod

Order No.	UPC Bar Code (Qty. 1)	Length x Rod Diameter	Approx. Wt./Lbs.
FR06025	6 42367 09602 1	6" x 1/4"	0.1
FR08025	6 42367 09603 8	8" x 1/4"	0.1
FR10025	6 42367 09604 5	10" x 1/4"	0.1
FR12025	6 42367 09605 2	12" x 1/4"	0.1
14036SSRTOE	6 42367 41952 3	36" x 1/4"	0.9
14048SSRTOE	6 42367 41953 0	48" x 1/4"	1.2
FR10516	6 42367 12300 0	10" x 5/16"	0.2
FR14516	6 42367 09606 9	14" x 5/16"	0.2
FR16516	6 42367 09607 6	16" x 5/16"	0.2
FR18516	6 42367 09608 3	18" x 5/16"	0.2
FR12716	6 42367 12301 7	12" x 7/16"	0.4

Float Ball

Order No.	UPC Bar Code (Qty. 1)	Size Ball x Rod Diameter	Approx. Wt./Lbs.
FB04025	6 42367 09609 0	4" x 5" x 1/4"	0.1
FB06025	6 42367 09610 6	6" x 1/4"	0.3
FB08025	6 42367 09611 3	8" x 1/4"	0.8
FB08516	6 42367 09612 0	8" x 5/16"	0.5
FB10716	6 42367 12299 7	10" x 7/16"	0.8

Caution: Float valves not recommended for use with water supply above 45psi, or float arm may not stop leaking against high water pressure

Plastic Float Valve

Stainless Steel Float Rod

Float Ball

Float Valve Assembly Parts List

Order No.	UPC Bar Code (Qty. 1)	Description	For Pipe Size
LV75	6 42367 12193 8	Lever	3/4"
LV100	6 42367 12194 5	Lever	1"
AM75	6 42367 12195 2	Arm	3/4"
AM100	6 42367 12196 9	Arm	1"
PT75	6 42367 12197 6	Piston	3/4"
PT100	6 42367 12198 3	Piston	1"
CB75	6 42367 12097 9	Carriage Bolt	3/4"
CB100	6 42367 12199 0	Carriage Bolt	1"
WN75	6 42367 12099 3	Wing Nut	3/4"
WN100	6 42367 12200 3	Wing Nut	1"
CP75	6 42367 12098 6	Cotter Pins	3/4" and 1"

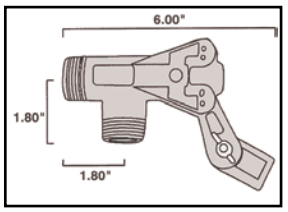

PFV100

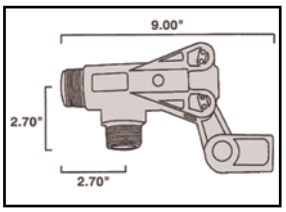

PFV125

WARNING: This product meets Federal USA Drinking Water requirements but has not been specifically tested or approved as no-lead in the State of California.

Form No. 2019.11

No-Lead ❖ CA. Certified

MERRILL MANUFACTURING

5

1" NO LEAD BRASS TANK TEES

BATNL100 (fabricated)

Tank Conn. - 1" MIP
Lateral - 1" MIP & 3/4" FIP
Drain Hole (Qty/Size) - (1) 1/2"
Length - 11" Long

❖ **BATNL101C (cast)**

Tank Conn. - 1" MIP
Lateral - 1" MIP & 3/4" FIP
Drain Hole (Qty/Size) - (1) 1/2"
Length -11" Long

BATNL1002 (fabricated)

Tank Conn. - 1" MIP
Lateral - 1" MIP & 3/4" FIP
Drain Hole (Qty/Size) - (2) 1/2"
Length -11" Long

❖ **BATNL100C (cast)**

Tank Conn. - 1" MIP
Lateral - 1" MIP & 3/4" FIP
Drain Hole (Qty/Size) - (2) 1/2"
Length - 11" Long

❖ **BATNL100CS (cast)**

Tank Conn. - 1" MIP
Lateral - 1" MIP & 3/4" FIP
Drain Hole (Qty/Size) - (2) 1/2"
Length - 4-1/2" Long

❖ **BATNL100CXS (cast)**

Tank Conn. - 1" MIP
Lateral - 1-1/4" MIP x 1" FIP
Drain Hole (Qty/Size) - (2) 1/2"
Length - 2-1/2" Long

BATNL100L (fabricated)

Tank Conn. - 1" MIP
Lateral - 1" MIP & 3/4" FIP
Drain Hole (Qty/Size) - (1) 1/2"
Length - 14" Long

BATNL1002L (fabricated)

Tank Conn. - 1" MIP
Lateral - 1" MIP & 3/4" FIP
Drain Hole (Qty/Size) - (2) 1/2"
Length - 14" Long

WARNING: This product meets Federal USA Drinking Water requirements but has not been specifically tested or approved as no-lead in the State of California.

❖ **BATNL1002SF (cast)**

Tank Conn. - 1" FIP
Lateral - 1" MIP & 3/4" FIP
Drain Hole (Qty/Size) - (2) 1/2"
Length - 5" Long

❖ **BATNL100B (cast)**

Tank Conn. - 1" MIP x Solder
Lateral - 1" MIP & 3/4" FIP
Drain Hole (Qty/Size) - (1) 1/2"
Length - 2-1/2" Long

❖ **BATNL1002B (cast)**

Tank Conn. - 1" MIP x Solder
Lateral - 1" MIP & 3/4" FIP
Drain Hole (Qty/Size) - (2) 1/2"
Length - 2-1/2" Long

❖ **BATNL1025 (cast)**

Tank Conn. - 1-1/4" MIP & 1" FIP
Lateral - 1" MIP & 3/4" FIP
Drain Hole (Qty/Size) - (1) 3/4"
Length - 5" Long

❖ **BATNL10252 (cast)**

Tank Conn. - 1-1/4" MIP & 1" FIP
Lateral - 1" MIP & 3/4" FIP
Drain Hole (Qty/Size) - (2) 1/2"
Length - 5" Long

O-Ring Size OR220

❖ **BATNL100QC (cast)**

Tank Conn. - Quick Connect
Lateral - 1" MIP & 3/4" FIP
Drain Hole (Qty/Size) - (2) 1/2"
Length - 4-1/2" Long
Quick Connect end for WELLMATE® Tanks

1" No Lead Brass Tank Tees

Order No.	UPC Bar Code (Qty. 1)	Type	Ctn. Qty.	Approx. Wt./Lbs.
BATNL100	6 42367 41742 0	FAB	20	1.5
BATNL101C	6 42367 12551 6	CAST	2	2.1
BATNL1002	6 42367 41748 2	FAB	20	1.4
BATNL100C	6 42367 12291 1	CAST	2	2.0
BATNL100CS	6 42367 12549 3	CAST	5	1.2
BATNL100CXS	6 42367 43083 2	CAST	4	1.2
BATNL100L	6 42367 41743 7	FAB	10	1.7
BATNL1002L	6 42367 41744 4	FAB	10	1.6
BATNL1002SF	6 42367 41075 9	CAST	5	1.4
BATNL100B	6 42367 41295 1	CAST	4	1.0
BATNL1002B	6 42367 41296 8	CAST	4	1.0
BATNL1025	6 42367 41299 9	CAST	4	1.4
BATNL10252	6 42367 12547 9	CAST	4	1.3
BATNL100QC	6 42367 41676 8	CAST	2	1.2

MERRILL MANUFACTURING

No-Lead ❖ CA. Certified

1-1/4" NO LEAD BRASS TANK TEES

BATNL125X (fabricated)

Tank Conn. - 1-1/4" MIP
Lateral - 1-1/4" MIP & 1" FIP
Drain Hole (Qty/Size) - (1) 3/4"
Length - 14" Long

❖ **BATNL125XC** (cast)

Tank Conn. - 1-1/4" MIP
Lateral - 1-1/4" MIP & 1" FIP
Drain Hole (Qty/Size) - (1) 3/4"
Length - 14" Long

BATNL125XL (fabricated)

Tank Conn. - 1-1/4" MIP
Lateral - 1-1/4" MIP & 1" FIP
Drain Hole (Qty/Size) - (1) 3/4"
Length - 16" Long

BATNL125X2 (fabricated)

Tank Conn. - 1-1/4" MIP
Lateral - 1-1/4" MIP & 1" FIP
Drain Hole (Qty/Size) - (2) 3/4"
Length - 14" Long

❖ **BATNL1252XC** (cast)

Tank Conn. - 1-1/4" MIP
Lateral - 1-1/4" MIP & 1" FIP
Drain Hole (Qty/Size) - (2) 3/4"
Length - 14" Long

BATNL125XL2 (fabricated)

Tank Conn. - 1-1/4" MIP
Lateral - 1-1/4" MIP & 1" FIP
Drain Hole (Qty/Size) - (2) 3/4"
Length - 16" Long

❖ **BATNL125XB** (cast)

Tank Conn. - 1-1/4" MIP x Solder
Lateral - 1-1/4" MIP & 1" FIP
Drain Hole (Qty/Size) - (1) 3/4"
Length - 3" Long

WARNING: This product meets Federal USA Drinking Water requirements but has not been specifically tested or approved as no-lead in the State of California.

❖ **BATNL125X2B** (cast)

Tank Conn. - 1-1/4" MIP x Solder
Lateral - 1-1/4" MIP & 1" FIP
Drain Hole (Qty/Size) - (2) 3/4"
Length - 3" Long

❖ **BATNL125CXS** (cast)

Tank Conn. - 1-1/4" MIP & 1" FIP
Lateral - 1" MIP & 3/4" FIP
Drain Hole (Qty/Size) - (2) 1/2"
Length - 2-1/2" Long

❖ **BATNL125** (cast)

Tank Conn. - 1-1/4" MIP & 1" FIP
Lateral - 1-1/4" MIP & 1" FIP
Drain Hole (Qty/Size) - (1) 3/4"
Length - 4" Long

❖ **BATNL1252** (cast)

Tank Conn. - 1-1/4" MIP & 1" FIP
Lateral - 1-1/4" MIP & 1" FIP
Drain Hole (Qty/Size) - (2) 3/4"
Length - 4" Long

❖ **BATNL1252SF** (cast)

Tank Conn. - 1-1/4" FIP
Lateral - 1-1/4" MIP & 1" FIP
Drain Hole (Qty/Size) - (2) 3/4"
Length - 4-1/2" Long

O-Ring Size OR220

❖ **BATNL125QC** (cast)

Tank Conn. - Quick Connect
Lateral - 1-1/4" MIP & 1" FIP
Drain Hole (Qty/Size) - (2) 3/4"
Length - 4-1/2" Long
Quick Connect end for WELLMATE® Tanks

1-1/4" No Lead Brass Tank Tees

Order No.	UPC Bar Code (Qty. 1)	Type	Ctn. Qty.	Approx. Wt./Lbs.
BATNL125X	6 42367 41844 1	FAB	10	2.1
BATNL125XC	6 42367 41078 0	CAST	2	3.4
BATNL125XL	6 42367 41845 8	FAB	10	2.3
BATNL125X2	6 42367 41752 9	FAB	10	2.3
BATNL1252XC	6 42367 12550 9	CAST	2	3.4
BATNL125XL2	6 42367 41846 5	FAB	10	2.5
BATNL125XB	6 42367 41297 5	CAST	4	1.4
BATNL125X2B	6 42367 41298 2	CAST	4	1.5
BATNL125CXS	6 42367 43280 5	CAST	4	1.2
BATNL125	6 42367 41077 3	CAST	4	1.4
BATNL1252	6 42367 12372 7	CAST	4	1.7
BATNL1252SF	6 42367 41300 2	CAST	4	1.8
BATNL125QC	6 42367 41677 5	CAST	2	1.7

Form No. 2150.10

No-Lead

❖ CA. Certified

MERRILL MANUFACTURING

5

NO LEAD BRASS UNION TANK TEES

1" NO LEAD BRASS TANK TEE with UNION

O-Ring Union

BATNL100U (fabricated)

Tank Conn. - 1" MIP
Lateral - 1" MIP & 3/4" FIP
Drain Hole (Qty/Size) - (1) 1/2"
Length - 13" Long

O-Ring Size OR215

❖ **BATNL100UC (cast)**

Tank Conn. - 1" MIP
Lateral - 1" MIP & 3/4" FIP
Drain Hole (Qty/Size) - (1) 1/2"
Length - 11" Long



O-Ring Union

BATNL1002U (fabricated)

Tank Conn. - 1" MIP
Lateral - 1" MIP & 3/4" FIP
Drain Hole (Qty/Size) - (2) 1/2"
Length - 13" Long

O-Ring Size OR215

❖ **BATNL1002UC (cast)**

Tank Conn. - 1" MIP
Lateral - 1" MIP & 3/4" FIP
Drain Hole (Qty/Size) - (2) 1/2"
Length - 11" Long

O-Ring Size OR215

❖ **BATNL1001UCS (cast)**

Tank Conn. - 1" MIP
Lateral - 1" MIP & 3/4" FIP
Drain Hole (Qty/Size) - (1) 1/2"
Length - 5-1/2" Long

O-Ring Size OR215

❖ **BATNL1002UCS (cast)**

Tank Conn. - 1" MIP
Lateral - 1" MIP & 3/4" FIP
Drain Hole (Qty/Size) - (2) 1/2"
Length - 5-1/2" Long

BATNL1002UCG (cast) grounded metal to metal union

Tank Conn. - 1" MIP
Lateral - 1" MIP & 3/4" FIP
Drain Hole (Qty/Size) - (2) 1/2"
Length - 11" Long

1" No Lead Brass Tank Tees with Union

Order No.	UPC Bar Code (Qty. 1)	Type	Ctn. Qty.	Approx. Wt./Lbs.
BATNL100U	6 42367 41745 1	FAB	10	2.1
❖ BATNL100UC	6 42367 12554 7	CAST	2	2.5
BATNL1002U	6 42367 41746 8	FAB	10	2.1
❖ BATNL1002UC	6 42367 12555 4	CAST	2	2.5
❖ BATNL1001UCS	6 42367 41076 6	CAST	4	1.7
❖ BATNL1002UCS	6 42367 12552 3	CAST	4	1.7
BATNL1002UCG	6 42367 43421 2	CAST	2	2.5

WARNING: This product meets Federal USA Drinking Water requirements but has not been specifically tested or approved as no-lead in the State of California.

1-1/4" NO LEAD BRASS TANK TEE with UNION

BATNL125XU (fabricated)

Tank Conn. - 1-1/4" MIP
Lateral - 1-1/4" MIP & 1" FIP
Drain Hole (Qty/Size) - (1) 3/4"
Length - 16" Long

❖ **BATNL125XUC (cast)**

Tank Conn. - 1-1/4" MIP
Lateral - 1-1/4" MIP & 1" FIP
Drain Hole (Qty/Size) - (1) 3/4"
Length - 14" Long

BATNL125XU2 (fabricated)

Tank Conn. - 1-1/4" MIP
Lateral - 1-1/4" MIP & 1" FIP
Drain Hole (Qty/Size) - (2) 3/4"
Length - 16" Long

❖ **BATNL1252XUC (cast)**

Tank Conn. - 1-1/4" MIP
Lateral - 1-1/4" MIP & 1" FIP
Drain Hole (Qty/Size) - (2) 3/4"
Length - 14" Long

❖ **BATNL1252UCS (cast)**

Tank Conn. - 1-1/4" MIP
Lateral - 1-1/4" MIP & 1" FIP
Drain Hole (Qty/Size) - (2) 3/4"
Length - 5-1/2" Long

1-1/4" No Lead Brass Tank Tees with Union

Order No.	UPC Bar Code (Qty. 1)	Type	Ctn. Qty.	Approx. Wt./Lbs.
BATNL125XU	6 42367 41847 2	FAB	10	3.0
❖ BATNL125XUC	6 42367 41849 6	CAST	2	3.2
BATNL125XU2	6 42367 41848 9	FAB	10	3.3
❖ BATNL1252XUC	6 42367 12373 4	CAST	2	3.2
❖ BATNL1252UCS	6 42367 12553 0	CAST	4	2.9

NO LEAD BRASS TANK TEE with SWIVEL NUT

❖ **BATNL1002UN (cast)**

Heavy-duty Swivel Nut O-Ring Seal O-Ring Size OR212

Tank Conn. - 1" NPT
Lateral - 1" MIP & 3/4" FIP
Drain Hole (Qty/Size) - (2) 1/2" FIP
Length - 4" Long

❖ **BATNL125UN (cast)**

Heavy-duty Swivel Nut O-Ring Seal O-Ring Size OR320

Tank Conn. - 1-1/4" NPT
Lateral - 1-1/4" MIP & 1" FIP
Drain Hole (Qty/Size) - (2) 3/4" FIP
Length - 4" Long

No Lead Brass Tank Tees with Swivel Union Nut

Order No.	UPC Bar Code (Qty. 1)	Type	Ctn. Qty.	Approx. Wt./Lbs.
❖ BATNL1002UN	6 42367 41850 2	CAST	4	1.3
❖ BATNL125UN	6 42367 41851 9	CAST	4	1.8

SOLDER NO LEAD BRASS UNIONS

SBUNL100

SBUNL125

Solder No Lead Brass Unions (sweat x sweat)

Order No.	UPC Bar Code (Qty. 1)	Size	Ctn. Qty.	Approx. Wt./Lbs.
❖ SBUNL100	6 42367 41223 4	1"	1	0.6
❖ SBUNL125	6 42367 41222 7	1-1/4"	1	0.8

MERRILL MANUFACTURING

No-Lead ❖ CA. Certified

STAINLESS STEEL TANK TEES

All Cast 304 Stainless Steel

O-Ring Size OR216

Tank Conn. - 1" MIP
Lateral - 1" MIP & 3/4" FIP
Drain Hole (Qty/Size) - (2) 1/2"
Length - 5-1/2" Long

❖ **SSAT1002UCS**

All Cast 304 Stainless Steel

O-Ring Size OR216

Tank Conn. - 1" MIP
Lateral - 1" MIP & 3/4" FIP
Drain Hole (Qty/Size) - (2) 1/2"
Length - 11" Long

❖ **SSAT1002UC**

All Cast 304 Stainless Steel

Tank Conn. - 1" MIP
Lateral - 1" MIP & 3/4" FIP
Drain Hole (Qty/Size) - (2) 1/2"
Length - 4-1/2" Long

❖ **SSAT1002S**

All Cast 304 Stainless Steel

Tank Conn. - 1" MIP
Lateral - 1" MIP & 3/4" FIP
Drain Hole (Qty/Size) - (2) 1/2"
Length - 11" Long

❖ **SSAT1002**

Fabricated All 304 Stainless Steel

SSAT1002SF

Tank Conn. - 1" FIP
Lateral - 1" MIP & 3/4" FIP
Drain Hole (Qty/Size) - (2) 1/2"
Length - 6" Long

1" Stainless Steel Tank Tees

Order No.	UPC Bar Code (Qty. 1)	Type	Ctn. Qty.	Approx. Wt./Lbs.
❖ SSAT1002UCS	6 42367 12816 6	CAST	4	1.9
❖ SSAT1002UC	6 42367 12823 4	CAST	2	2.7
❖ SSAT1002S	6 42367 12824 1	CAST	4	1.4
❖ SSAT1002	6 42367 12821 0	CAST	2	2.3
SSAT1002SF	6 42367 41738 3	FAB	4	2.2

WARNING: This product meets Federal USA Drinking Water requirements but has not been specifically tested or approved as no-lead in the State of California.

All Cast 304 Stainless Steel

O-Ring Size OR220

Tank Conn. - 1-1/4" MIP
Lateral - 1-1/4" MIP & 1" FIP
Drain Hole (Qty/Size) - (2) 3/4"
Length - 5-1/2" Long

❖ **SSAT1252UCS**

All Cast 304 Stainless Steel

O-Ring Size OR220

Tank Conn. - 1-1/4" MIP
Lateral - 1-1/4" MIP & 1" FIP
Drain Hole (Qty/Size) - (2) 3/4"
Length - 14" Long

❖ **SSAT1252XUC**

All Cast 304 Stainless Steel

Tank Conn. - 1-1/4" MIP
Lateral - 1-1/4" MIP & 1" FIP
Drain Hole (Qty/Size) - (2) 3/4"
Length - 5-1/2" Long

❖ **SSAT1252S**

All Cast 304 Stainless Steel

Tank Conn. - 1-1/4" MIP
Lateral - 1-1/4" MIP & 1" FIP
Drain Hole (Qty/Size) - (2) 3/4"
Length - 14" Long

❖ **SSAT1252**

Fabricated All 304 Stainless Steel

SSAT1252SF

Tank Conn. - 1-1/4" FIP
Lateral - 1-1/4" MIP & 1" FIP
Drain Hole (Qty/Size) - (2) 3/4"
Length - 6-1/2" Long

1-1/4" Stainless Steel Tank Tees

Order No.	UPC Bar Code (Qty. 1)	Type	Ctn. Qty.	Approx. Wt./Lbs.
❖ SSAT1252UCS	6 42367 12819 7	CAST	4	2.6
❖ SSAT1252XUC	6 42367 12820 3	CAST	2	4.1
❖ SSAT1252S	6 42367 12825 8	CAST	4	2.1
❖ SSAT1252	6 42367 12822 7	CAST	4	3.6
SSAT1252SF	6 42367 41739 0	FAB	4	2.9

NOTE: For leak proof threads with stainless steel Be sure to use MERRILL AQUA-SEAL THREAD SEALING COMPOUND AND PTFE TAPE WITH NICKEL

MERRILL THREAD COMPOUND **AQUA-SEAL** is a slow drying, soft setting, non-hardening pipe thread compound. Recommended for on-site or assembly line work. Lead free. Will not harden in can. This compound is made with the highest quality materials and may be used for sealing threads on all metal, ABS, PVC, CPVC, nylon, and plastic piping systems. All information provided is based on laboratory testing, independent laboratory test results, and actual field experience.

Thread Sealing Compound

Order No.	UPC Bar Code (Qty. 1)	Container Size	Approx. Wt./Lbs.
MASP05	6 42367 12953 8	8 oz.	0.9
MASP1	6 42367 12952 1	16 oz.	1.8

No-Lead

MERRILL MANUFACTURING

5

GALVANIZED DUCTILE IRON TANK TEES

IAT1XB

IAT100XB

IAT125XB

IAT100B

IAT125B

AT75100B

AT751002B


IAT1X
IAT751X


IAT1XL
IAT751XL

IAT1XS
IAT751XS


IAT102X
IAT75102X


IAT102XL
IAT75102XL

IAT100X
IAT75100X

IAT125X
IAT75125X


IAT125XL
IAT75125XL

IAT125XS
IAT75125XS

IAT100


IAT125

WARNING: This product meets Federal USA Drinking Water requirements but has not been specifically tested or approved as no-lead in the State of California.

- Galvanized Ductile Iron - For Economy and Strength
- Tappings For Pressure Switch and Gauge are 1/4" NPT
- Chamfered Threads For Easy Pipe Connection

Galvanized Tank Tees - No Nipples Included

Order No.	UPC Bar Code (Qty. 1)	Tank Conn.	Lateral	Overall Length	Drain Hole	Ctn. Qty.	Approx. Wt./Lbs.
IAT1XB	6 42367 01718 7	1"	1"	3-3/4"	1/2"	25	1.9
IAT751XB	6 42367 01730 9	1"	1"	3-3/4"	3/4"	25	2.0
IAT100XB	6 42367 01708 8	1-1/4"	1"	3-3/4"	1/2"	25	1.6
IAT75100XB	6 42367 01722 4	1-1/4"	1"	3-3/4"	3/4"	25	2.0
IAT125XB	6 42367 01714 9	1-1/4"	1-1/4"	4"	1/2"	25	2.4
IAT75125XB	6 42367 01726 2	1-1/4"	1-1/4"	4"	3/4"	25	2.5
*IAT100B	6 42367 01706 4	1-1/4"	1"	4"	1/8"	25	1.5
*IAT125B	6 42367 01712 5	1-1/4"	1-1/4"	4"	1/8"	25	1.7
AT75100B	6 42367 09615 1	1"	1"	2-7/8"	3/4"	48	2.0
AT751002B	6 42367 10124 4	1"	1"	3"	(2) 3/4"	48	2.0
AT751252B	6 42367 10125 1	1-1/4"	1-1/4"	3-1/2"	(2) 3/4"	24	2.7

Galvanized Tank Tee Kits

Two Nipples Included For Connection To Tank and Pressure Switch

Order No.	UPC Bar Code (Qty. 1)	Tank Conn.	Lateral	Galv. Nipples	Drain Hole	Overall Length	Ctn. Qty.	Approx. Wt./Lbs.
IAT1X	6 42367 01717 0	1"	1"	1" x 8" 1/4" x 3"	1/2"	11.5"	12	3.2
IAT751X	6 42367 01729 3	1"	1"	1" x 8" 1/4" x 3"	3/4"	11.5"	12	3.5
IAT1XL	6 42367 01719 4	1"	1"	1" x 11" 1/4" x 3"	1/2"	14.5"	12	4.0
IAT751XL	6 42367 01731 6	1"	1"	1" x 11" 1/4" x 3"	3/4"	14.5"	12	4.0
IAT1XS	6 42367 01720 0	1"	1"	1" x 3" 1/4" x 3"	1/2"	6.5"	12	2.5
IAT751XS	6 42367 01732 3	1"	1"	1" x 3" 1/4" x 3"	3/4"	6.5"	12	2.5
IAT102X	6 42367 01709 5	1-1/4"	1"	1-1/4" x 11" 1/4" x 3"	1/2"	14.5"	12	4.5
IAT75102X	6 42367 01723 1	1-1/4"	1"	1-1/4" x 11" 1/4" x 3"	3/4"	14.5"	12	4.5
IAT102XL	6 42367 01710 1	1-1/4"	1"	1-1/4" x 14" 1/4" x 3"	1/2"	18"	12	5.1
IAT75102XL	6 42367 01724 8	1-1/4"	1"	1-1/4" x 14" 1/4" x 3"	3/4"	18"	12	5.1
IAT100X	6 42367 01707 1	1-1/4"	1"	1-1/4" x 3" 1/4" x 3"	1/2"	6.5"	12	2.3
IAT75100X	6 42367 01721 7	1-1/4"	1"	1-1/4" x 3" 1/4" x 3"	3/4"	6.5"	12	2.5
IAT125X	6 42367 01713 2	1-1/4"	1-1/4"	1-1/4" x 11" 1/4" x 3"	1/2"	15"	12	4.5
IAT75125X	6 42367 01725 5	1-1/4"	1-1/4"	1-1/4" x 11" 1/4" x 3"	3/4"	15"	12	4.5
IAT125XL	6 42367 01715 6	1-1/4"	1-1/4"	1-1/4" x 14" 1/4" x 3"	1/2"	18"	12	5.6
IAT75125XL	6 42367 01727 9	1-1/4"	1-1/4"	1-1/4" x 14" 1/4" x 3"	3/4"	18"	12	5.6
IAT125XS	6 42367 01716 3	1-1/4"	1-1/4"	1-1/4" x 3" 1/4" x 3"	1/2"	7"	12	3.0
IAT75125XS	6 42367 01728 6	1-1/4"	1-1/4"	1-1/4" x 3" 1/4" x 3"	3/4"	7"	12	3.0
*IAT100	6 42367 01705 7	1-1/4"	1"	1" x 3" 1/4" x 3"	1/8"*	6.5"	12	2.5
*IAT125	6 42367 01711 8	1-1/4"	1-1/4"	1-1/4" x 3" 1/4" x 3"	1/8"*	6.8"	12	2.5

*1/8" NPT is for air valves used with galvanized tanks

MIP = Male Iron Pipe
FIP = Female Iron Pipe

MERRILL MANUFACTURING

No-Lead ❖ CA. Certified

COMPACT TANK TEES & S.S. TANK TEE PACKAGES

Stainless Steel and No-Lead Brass Compact Tank Tees

Order No.	UPC Bar Code (Qty. 1)	Tank Connection	Lateral	Overall Length	Drain Hole	Material	Ctn. Qty.	Approx. Wt./Lbs.
SSCT100	6 42367 06140 1	1" FIP	1" FIP	2.5"	(1) 1/2"	Stainless Steel	5	0.8
SSCT125	6 42367 06142 5	1-1/4" FIP	1-1/4" FIP	2.9"	(1) 3/4"	Stainless Steel	5	1.0
❖ BCTNL100	6 42367 41665 2	1" FIP	1" FIP	2.5"	(1) 1/2"	No-Lead Brass	5	0.7
❖ BCTNL125	6 42367 41666 9	1-1/4" FIP	1-1/4" FIP	2.9"	(1) 3/4"	No-Lead Brass	5	0.9

SSCT125

BCTNL125

No-Lead Brass Compact Off-The-Floor Tees

Why pay for high cost brass union and copper tube when you can use PVC pipe with a no-lead brass compact tee for a fraction of the cost of all copper/brass

Order No.	UPC Bar Code (Qty. 1)	Tank Connection	Lateral	Overall Length	Offset Height	Ctn. Qty.	Approx. Wt./Lbs.
No-Lead Brass Compact Tank Tee With PVC Pipe/Fittings							
BCOF100M	6 42367 05086 3	1" MIP	1" FIP	16-3/4"	9"	1	2.0
BCOF100F	6 42367 05087 0	1" FIP	1" FIP	9-1/4"	9"	1	1.8
BCOF125M	6 42367 05088 7	1-1/4" MIP	1-1/4" FIP	16-3/4"	10-1/2"	1	2.6
BCOF125F	6 42367 05089 4	1-1/4" FIP	1-1/4" FIP	9-1/4"	10-1/2"	1	2.1
With Union							
BCOFU100M	6 42367 05656 8	1" MIP	1" FIP	16-3/4"	9"	1	1.9
BCOFU100F	6 42367 05657 5	1" FIP	1" FIP	9-1/4"	9"	1	1.7
BCOFU125M	6 42367 05658 2	1-1/4" MIP	1-1/4" FIP	16-3/4"	10-1/2"	1	2.7
BCOFU125F	6 42367 05659 9	1-1/4" FIP	1-1/4" FIP	9-1/4"	10-1/2"	1	2.5
With Tee And Boiler Drain Valve							
BCOFT100M	6 42367 05660 5	1" MIP	1" FIP	16-3/4"	9"	1	2.2
BCOFT100F	6 42367 05661 2	1" FIP	1" FIP	9-1/4"	9"	1	2.0
BCOFT125M	6 42367 05662 9	1-1/4" MIP	1-1/4" FIP	16-3/4"	10-1/2"	1	2.9
BCOFT125F	6 42367 05663 6	1-1/4" FIP	1-1/4" FIP	9-1/4"	10-1/2"	1	2.7

BCOF100F

BCOFU100F

BCOFT100F

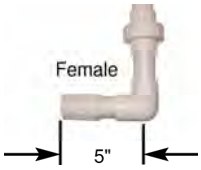

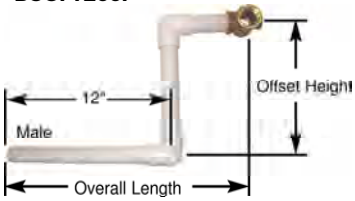

1" & 1-1/4" Stainless Steel Tank Tee Packages

Order No.	UPC Bar Code (Qty.1)	Tank Tee	Approx. Wt./Lbs.
TPSS1002UC	6 42367 45134 9	SSAT1002UC with Union	7.7
TPSS1002UC4	6 42367 45135 6	SSAT1002UC with Union	7.7
TPSS1252XUC	6 42367 45136 3	SSAT1252XUC with Union	10.6
TPSS1252XUC4	6 42367 45137 0	SSAT1252XUC with Union	10.6

TPSS1002UC
- SSBD50 - 1/2" MIP Stainless Steel Boiler Drain
- SSPRV50100 - 1/2" S.S. Pressure Relief Valve
- SSN2503 - 1/4" x 3" Stainless Steel Nipple
- IG2 - AQUA-SEAL Thread Seal Compound Tube
- PGLNL100 - 0-100 psi No-Lead Liquid Filled Pressure Gauge
- CVS100 - 1" Stainless Steel Check Valve
- SSMA100 - 1" Stainless Steel Insert Fitting
- PTFEGSS5060 - 1/2" x 60" Gray Teflon® Thread Tape
- SSBV100 - 1" Stainless Steel Ball Valve
- MPS3050 - 30/50 Pressure Switch

TPSS1002UC4
- SSBD50 - 1/2" MIP Stainless Steel Boiler Drain
- SSPRV50100 - 1/2" S.S. Pressure Relief Valve
- SSN2503 - 1/4" x 3" Stainless Steel Nipple
- IG2 - AQUA-SEAL Thread Seal Compound Tube
- PGLNL100 - 0-100 psi No-Lead Liquid Filled Pressure Gauge
- CVS100 - 1" Stainless Steel Check Valve
- SSMA100 - 1" Stainless Steel Insert Fitting
- PTFEGSS5060 - 1/2" x 60" Gray Teflon® Thread Tape
- SSBV100 - 1" Stainless Steel Ball Valve
- MPS4060 - 40/60 Pressure Switch

TPSS1252XUC
- SSBD75 - 3/4" MIP Stainless Steel Boiler Drain
- SSPRV75100 - 3/4" S.S. Pressure Relief Valve
- SSN2503 - 1/4" x 3" Stainless Steel Nipple
- SSBV125 - 1-1/4" Stainless Steel Ball Valve
- MPS3050 - 30/50 Pressure Switch
- PGLNL100 - 0-100 psi No-Lead Liquid Filled Pressure Gauge
- CVS125 - 1-1/4" Stainless Steel Check Valve
- SSMA125 - 1-1/4" Stainless Steel Insert Fitting
- PTFEGSS5060 - 1/2" x 60" Gray Teflon® Thread Tape
- IG2 - AQUA-SEAL Thread Seal Compound Tube

TPSS1252XUC4
- SSBD75 - 3/4" MIP Stainless Steel Boiler Drain
- SSPRV75100 - 3/4" S.S. Pressure Relief Valve
- SSN2503 - 1/4" x 3" Stainless Steel Nipple
- SSBV125 - 1-1/4" Stainless Steel Ball Valve
- MPS4060 - 40/60 Pressure Switch
- PGLNL100 - 0-100 psi No-Lead Liquid Filled Pressure Gauge
- CVS125 - 1-1/4" Stainless Steel Check Valve
- SSMA125 - 1-1/4" Stainless Steel Insert Fitting
- PTFEGSS5060 - 1/2" x 60" Gray Teflon® Thread Tape
- IG2 - AQUA-SEAL Thread Seal Compound Tube

WARNING: This product meets Federal USA Drinking Water requirements but has not been specifically tested or approved as no-lead in the State of California.

No-Lead

MERRILL MANUFACTURING

5

NO-LEAD BRASS TANK TEE PACKAGES

Competitive no-lead brass tank tee kit and several combinations of components as indicated below. **STAINLESS STEEL, GALVANIZED** and **PVC** tank tee packages available

Tank fitting packages can be packaged in any combination of components to answer the needs of your customers. Simply tell us what you want included and Merrill will supply it.

1" No-Lead Brass Tank Tee Packages

Order No.	UPC Bar Code (Qty.1)	Tank Tee	Approx. Wt./Lbs.
TPBNL1002UC10	6 42367 45120 2	BATNL1002UC with Union	7.0
● BBDNL50MS - 1/2" MIP No-Lead Boiler Drain ● PRVNL50100 - 1/2" No-Lead Pressure Relief Valve ● BNNL2503 - 1/4" x 3" No-Lead Nipple ● BBVNL100 - 1" No-Lead Ball Valve ● MPS3050 - 30/50 Merrill Pressure Switch		● PGNL100 - 0-100 psi No-Lead Pressure Gauge ● CVNL100 - 1" No-Lead Brass Check Valve ● IBMANL100 - 1" No-Lead Yellow Brass Insert Fitting ● PTFEWHD5060 - 1/2" x 60" White Teflon® Thread Tape	
TPBNL1002UCA4	6 42367 45121 9	BATNL1002UC with Union	7.0
● BBDNL50MS - 1/2" MIP No-Lead Boiler Drain ● PRVNL50100 - 1/2" No-Lead Pressure Relief Valve ● BNNL2503 - 1/4" x 3" No-Lead Nipple ● BBVNL100 - 1" No-Lead Ball Valve ● MPS4060 - 40/60 Merrill Pressure Switch		● PGNL100 - 0-100 psi No-Lead Pressure Gauge ● CVNL100 - 1" No-Lead Check Valve ● IBMANL100 - 1" No-Lead Yellow Brass Insert Fitting ● PTFEWHD5060 - 1/2" x 60" White Teflon® Thread Tape	
TPBNL1002UCB	6 42367 45122 6	BATNL1002UC with Union	6.0
● BBDNL50MS - 1/2" MIP No-Lead Boiler Drain ● PRVNL50100 - 1/2" No-Lead Pressure Relief Valve ● BNNL2503 - 1/4" x 3" No-Lead Nipple ● BBVNL100 - 1" No-Lead Ball Valve		● MPS3050 - 30/50 Merrill Pressure Switch ● PGNL100 - 0-100 psi No-Lead Pressure Gauge ● PTFEWHD5060 - 1/2" x 60" White Teflon® Thread Tape	
TPBNL1002UCB4	6 42367 45123 3	BATNL1002UC with Union	6.0
● BBDNL50MS - 1/2" MIP No-Lead Boiler Drain ● PRVNL50100 - 1/2" No-Lead Pressure Relief Valve ● BNNL2503 - 1/4" x 3" No-Lead Nipple ● BBVNL100 - 1" No-Lead Ball Valve		● MPS4060 - 40/60 Merrill Pressure Switch ● PGNL100 - 0-100 psi No-Lead Pressure Gauge ● PTFEWHD5060 - 1/2" x 60" White Teflon® Thread Tape	
TPBNL1002UCC	6 42367 45124 0	BATNL1002UC with Union	5.0
● BBDNL50MS - 1/2" MIP No-Lead Boiler Drain ● PRVNL50100 - 1/2" No-Lead Pressure Relief Valve ● BNNL2503 - 1/4" x 3" No-Lead Nipple		● MPS3050 - 30/50 Merrill Pressure Switch ● PGNL100 - 0-100 psi No-Lead Pressure Gauge ● PTFEWHD5060 - 1/2" x 60" White Teflon® Thread Tape	
TPBNL1002UCC4	6 42367 45125 7	BATNL1002UC with Union	5.0
● BBDNL50MS - 1/2" MIP No-Lead Boiler Drain ● PRVNL50100 - 1/2" No-Lead Pressure Relief Valve ● BNNL2503 - 1/4" x 3" No-Lead Nipple		● MPS4060 - 40/60 Merrill Pressure Switch ● PGNL100 - 0-100 psi No-Lead Pressure Gauge ● PTFEWHD5060 - 1/2" x 60" White Teflon® Thread Tape	
TPBNL100CC07	6 42367 45126 4	BATNL100C	4.5
● BBDNL50MS - 1/2" MIP No-Lead Boiler Drain ● PRVNL50100 - 1/2" No-Lead Pressure Relief Valve ● BNNL2503 - 1/4" x 3" No-Lead Nipple		● MPS3050 - 30/50 Merrill Pressure Switch ● PGNL100 - 0-100 psi No-Lead Pressure Gauge ● PTFEWHD5060 - 1/2" x 60" White Teflon® Thread Tape	
TPBNL100CC4	6 42367 45127 1	BATNL100C	4.5
● BBDNL50MS - 1/2" MIP No-Lead Boiler Drain ● PRVNL50100 - 1/2" No-Lead Pressure Relief Valve ● BNNL2503 - 1/4" x 3" No-Lead Nipple		● MPS4060 - 40/60 Merrill Pressure Switch ● PGNL100 - 0-100 psi No-Lead Pressure Gauge ● PTFEWHD5060 - 1/2" x 60" White Teflon® Thread Tape	

No-Lead Boiler Drain
BBDNL50MS

No-Lead Brass Pressure Relief Valve
PRVNL50100

No-Lead Brass Nipple
BNNL2503

No-Lead Brass Ball Valve
BBVNL100

Merrill Pressure Switch
MPS3050/MPS4060

No-Lead Pressure Gauge
PGNL100

No-Lead Brass Check Valve
CVNL100

No-Lead Yellow Brass Insert Fitting
IBMANL100

No-Lead Cast Tank Tee with Union
BATNL1002UC

No-Lead Cast Tank Tee
BATNL100C

White Teflon® Thread Tape
1/2" x 60"
PTFEWHD5060

WARNING: This product meets Federal USA Drinking Water requirements but has not been specifically tested or approved as no-lead in the State of California.

Form No. 2065.16

MERRILL MANUFACTURING

No-Lead

NO-LEAD BRASS TANK TEE PACKAGES

1-1/4" No-Lead Brass Tank Tee Packages

Order No.	UPC Bar Code (Qty.1)	Tank Tee	Approx. Wt./Lbs.
TPBNL1252XUCA	6 42367 45128 8	BATNL1252XUC with Union	8.5

- BBDNL75MS - 3/4" MIP No-Lead Boiler Drain
- PRVNL75100 - 3/4" No-Lead Pressure Relief Valve
- BNNL2503 - 1/4" x 3" No-Lead Nipple
- BBVNL125 - 1-1/4" No-Lead Ball Valve
- MPS3050 - 30/50 Merrill Pressure Switch
- PGNL100 - 0-100 psi No-Lead Pressure Gauge
- CVNL125 - 1-1/4" No-Lead Brass Check Valve
- IBMANL125 - 1-1/4" No-Lead Yellow Brass Insert Fitting
- PTFEWHD5060 - 1/2" x 60" White Teflon® Thread Tape

No-Lead Boiler Drain
BBDNL75MS

TPBNL1252XUCA4	6 42367 45129 5	BATNL1252XUC with Union	8.5

- BBDNL75MS - 3/4" MIP No-Lead Boiler Drain
- PRVNL75100 - 3/4" No-Lead Pressure Relief Valve
- BNNL2503 - 1/4" x 3" No-Lead Nipple
- BBVNL125 - 1-1/4" No-Lead Ball Valve
- MPS4060 - 40/60 Merrill Pressure Switch
- PGNL100 - 0-100 psi No-Lead Pressure Gauge
- CVNL125 - 1-1/4" No-Lead Brass Check Valve
- IBMANL125 - 1-1/4" No-Lead Yellow Brass Insert Fitting
- PTFEWHD5060 - 1/2" x 60" White Teflon® Thread Tape

No-Lead Brass
Pressure Relief Valve
PRVNL75100

TPBNL1252XUCB	6 42367 45130 1	BATNL1252XUC with Union	7.0

- BBDNL75MS - 3/4" MIP No-Lead Boiler Drain
- PRVNL75100 - 3/4" No-Lead Pressure Relief Valve
- BNNL2503 - 1/4" x 3" No-Lead Nipple
- BBVNL125 - 1-1/4" No-Lead Ball Valve
- MPS3050 - 30/50 Merrill Pressure Switch
- PGNL100 - 0-100 psi No-Lead Pressure Gauge
- PTFEWHD5060 - 1/2" x 60" White Teflon® Thread Tape

No-Lead Brass Nipple
BNNL2503

TPBNL1252XUCB4	6 42367 45131 8	BATNL1252XUC with Union	7.0

- BBDNL75MS - 3/4" MIP No-Lead Boiler Drain
- PRVNL75100 - 3/4" No-Lead Pressure Relief Valve
- BNNL2503 - 1/4" x 3" No-Lead Nipple
- BBVNL125 - 1-1/4" No-Lead Ball Valve
- MPS4060 - 40/60 Merrill Pressure Switch
- PGNL100 - 0-100 psi No-Lead Pressure Gauge
- PTFEWHD5060 - 1/2" x 60" White Teflon® Thread Tape

No-Lead Brass Ball Valve
BBVNL125

TPBNL1252XUCC	6 42367 45132 5	BATNL1252XUC with Union	5.4

- BBDNL75MS - 3/4" MIP No-Lead Boiler Drain
- PRVNL75100 - 3/4" No-Lead Pressure Relief Valve
- BNNL2503 - 1/4" x 3" No-Lead Nipple
- MPS3050 - 30/50 Merrill Pressure Switch
- PGNL100 - 0-100 psi No-Lead Pressure Gauge
- PTFEWHD5060 - 1/2" x 60" White Teflon® Thread Tape

TPBNL1252XUCC4	6 42367 45133 2	BATNL1252XUC with Union	5.4

- BBDNL75MS - 3/4" MIP No-Lead Boiler Drain
- PRVNL75100 - 3/4" No-Lead Pressure Relief Valve
- BNNL2503 - 1/4" x 3" No-Lead Nipple
- MPS4060 - 40/60 Merrill Pressure Switch
- PGNL100 - 0-100 psi No-Lead Pressure Gauge
- PTFEWHD5060 - 1/2" x 60" White Teflon® Thread Tape

Merrill Pressure Switch
MPS3050/MPS4060

No-Lead Cast Tank
Tee with Union
BATNL1252XUC

White Teflon® Thread Tape
1/2" x 60"
PTFEWHD5060

No-Lead Yellow Brass
Insert Fitting
IBMANL125

No-Lead Brass Check
Valve
CVNL125

No-Lead Pressure
Gauge
PGNL100

WARNING: This product meets Federal USA Drinking Water requirements but has not been specifically tested or approved as no-lead in the State of California.

Form No. 2065.16

No-Lead

MERRILL MANUFACTURING

5

PVC TANK TEES / MANIFOLDS AND ACCESSORIES

PVCAT100C

PVCAT100CS

PVCAT100CSF

PVCAT1025CSF

Heavy Duty PVC

Tank Tees (Plus PVC Nipples)

PVCM125754

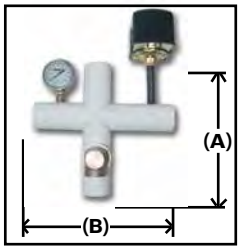

Tank Manifolds
(Vertical Installation)

PVCPRV50

PVCBD50G

PVCBD50

PVCN2503

- Heavy-duty body - sch. 120 PVC coupling material– machined (not molded)
- PVC tees have two 1/4" top tappings
- Reinforcing sch. 40 sleeve across inside of tee connection provides super strength at joints of heavy-duty PVC tees
- Manifolds can have threaded connections or SLIP (glue) connections ... can be completely customized to your own specifications

PVC Tank Tees - Sch. 80 PVC (Dark Gray)

Order No.	UPC Bar Code (Qty. 1)	Tank Connection	Lateral	Overall Length	Drain Hole(s)	Approx. Wt./Lbs.
PVCAT100C	6 42367 11390 2	1" MIP	1" MIP & 3/4" SLIP	11"	(2) 1/2"	0.6
PVCAT100CS	6 42367 12136 5	1" MIP	1" MIP & 3/4" SLIP	5"	(2) 1/2"	0.4
PVCAT100CSF	6 42367 12141 9	1" FIP	1" MIP & 3/4" SLIP	5"	(2) 1/2"	0.5
PVCAT1025CSF	6 42367 12395 6	1-1/4" FIP	1" MIP & 3/4" SLIP	5"	(2) 1/2"	0.5

Tank Tees - Made of Sch. 120 PVC Material

Order No.	UPC Bar Code (Qty. 1)	Tank Connection	Lateral	Overall Length	Drain Hole(s)	Approx. Wt./Lbs.
PVCHDT100	6 42367 07293 3	1" FIP	1" FIP	5"	(1) 1/2"	0.6
PVCHDT100M	6 42367 07294 0	1" MIP	1" FIP	6"	(1) 1/2"	0.7
PVCHDT1075	6 42367 07729 7	1" FIP	1" FIP	5"	(1) 3/4"	0.6
PVCHDT1075M	6 42367 07730 3	1" MIP	1" FIP	6"	(1) 3/4"	0.7
PVCHDT1002	6 42367 07732 7	1" FIP	1" FIP	5"	(2) 1/2"	0.8
PVCHDT1002M	6 42367 07733 4	1" MIP	1" FIP	6"	(2) 1/2"	0.9
PVCHDT10275	6 42367 07735 8	1" FIP	1" FIP	5"	(2) 3/4"	0.8
PVCHDT10275M	6 42367 07736 5	1" MIP	1" FIP	6"	(2) 3/4"	0.9

NOTE: Other sizes of tees and configurations can be made per request.

PVC Manifolds - Sch. 120

Order No.	UPC Bar Code (Qty. 1)	Top Conn.	Lateral	Front Tapping	Overall Length	Drain Hole(s)	Approx. Wt./Lbs.
PVCM125754	6 42367 11721 4	(2) 3/4" FIP	1-1/4" MIP	1/4" FIP	13-3/4"	(2) 3/4" FIP	1.2
PVCM100754	6 42367 11722 1	(2) 3/4" FIP	1" FIP	1/4" FIP	13-1/2"	(2) 3/4" FIP	1.3

Tank Manifolds – replaces tank tees or numerous pipe fittings

Order No.	UPC Bar Code Code (Qty. 1)	Main Connection	Branch Connection	Overall Height(A)	Overall Length(B)	Drain Hole	Approx. Wt./Lbs.
PVCTMT10050	6 42367 08934 4	1" FIP	1" FIP	8"	9"	(1) 1/2"	1.0
PVCTMT10075	6 42367 08935 1	1" FIP	1" FIP	8"	9"	(1) 3/4"	1.0

PVC Pressure Relief Valve (Dark Gray)

Order No.	UPC Bar Code (Qty. 1)	Inlet x Outlet	Ctn. Qty.	Ctn. Wt./Lbs.
* PVCPRV50	6 42367 11391 9	1/2" MIP x 1/2" FIP	1	.20

* A perfect companion to Merrill PVC Tank Tees 100C, 100CS, 100CSF, and 1025CSF.

PVC Boiler Drain with Hose Bibb

Order No.	UPC Bar Code (Qty. 1)	Thread Size	Description	Ctn. Qty.	Approx. Wt./Lbs.
PVCBD50	6 42367 11070 3	1/2" MIP	White PVC	1	.13
PVCBD75	6 42367 11071 0	3/4" MIP	White PVC	1	.13
PVCBD50G	6 42367 12593 6	1/2" MIP	Gray PVC Sch 80	1	.13
PVCBD75G	6 42367 12594 3	3/4" MIP	Gray PVC Sch 80	1	.13

PVC Pipe Nipples

Order No.	UPC Bar Code (Qty. 1)	Material	Size x Length	Ctn. Qty.	Approx. Wt./Lbs.
PVCN2503	6 42367 07806 5	PVC Sch 80	1/4" x 3"	1	0.02
PVCN1002	6 42367 07697 9	PVC Sch 80	1" x 2"	1	0.05

WARNING: This product meets Federal USA Drinking Water requirements but has not been specifically tested or approved as no-lead in the State of California.

Form No. 2082.15

MERRILL MANUFACTURING

No-Lead ❖ CA. Certified

MANIFOLD ACCESSORIES

Thread Sealing Tape

MASP1 MASP05 IG2

Thread Sealing Compound

MERRILL THREAD COMPOUND **AQUA-SEAL** is a slow drying, soft setting, non-hardening pipe thread compound. Recommended for on-site or assembly line work. Lead free. Will not harden in can. This compound is made with the highest quality materials and may be used for sealing threads on all metals, ABS, PVC, CPVC, nylon, and plastic piping systems. All information provided is based on laboratory testing, independent laboratory test results, and actual field experience.

PTFE Teflon® Thread Seal Tape - Be sure to ask for quality tape with Nickel

Order No.	UPC Bar Code (Qty. 1)	Description	Thickness	Carton Qty.	Approx. Wt./Lbs.
Gray Thread Seal Tape for Stainless Steel with Nickel - High Density					
PTFEGSS5060	6 42367 42132 8	1/2" x 60" Long	4 mm	100	0.02
PTFEGSS50260	6 42367 42133 5	1/2" x 260" Long	4 mm	100	0.04
PTFEGSS50520	6 42367 42131 1	1/2" x 520" Long	4 mm	100	0.05
PTFEGSS75260	6 42367 43257 7	3/4" x 260" Long	4 mm	100	0.04
White Thread Seal Tape - High Density					
PTFEWHD5060	6 42367 42134 2	1/2" x 60" Long	3.5 mm	100	0.01
PTFEWHD50260	6 42367 42135 9	1/2" x 260" Long	3.5 mm	100	0.03
PTFEWHD50520	6 42367 42136 6	1/2" x 520" Long	3.5 mm	100	0.04
PTFEWHD75260	6 42367 42137 3	3/4" x 260" Long	3.5 mm	100	0.04
PTFEWHD75520	6 42367 42138 0	3/4" x 520" Long	3.5 mm	100	0.05

AQUA-SEAL Thread Sealing Compound - "To Eliminate Leaks"

Order No.	UPC Bar Code (Qty. 1)	Container Size	Container	Carton Qty.	Approx. Wt./Lbs.
IG2	6 88544 02003 8	2 oz.	Tube	72	0.1
MASP05	6 42367 12953 8	8 oz.	Can	24	0.9
MASP1	6 42367 12952 1	16 oz.	Can	12	1.8

Stainless Steel Street Elbows

- Female Iron Pipe to Male Iron Pipe

SSTEL100

Order No.	UPC Bar Code (Qty. 1)	FIP x MIP	Ctn. Qty.	Approx. Wt./Lbs.
SSTEL100	6 42367 41859 5	1" x 1"	50	0.6
SSTEL125	6 42367 41860 1	1-1/4" x 1-1/4"	20	1.0

Hex Bushings - Stainless Steel

Order No.	UPC Bar Code (Qty. 1)	MIP x FIP	Ctn. Qty.	Approx. Wt./Lbs.
SSHB7525	6 42367 12929 3	3/4" x 1/4"	200	0.1
SSHB7550	6 42367 12454 0	3/4" x 1/2"	50	0.1
SSHB10025	6 42367 41526 6	1" x 1/4"	50	0.3
SSHB10050	6 42367 12563 9	1" x 1/2"	300	0.3
SSHB10075	6 42367 41525 9	1" x 3/4"	50	0.3
SSHB12510	6 42367 06184 5	1-1/4" x 1"	120	0.3
SSHB12575	6 42367 12174 7	1-1/4" x 3/4"	120	0.3

SSHB7525 SSHB7550 SSHB10025 SSHB10050 SSHB10075 SSHB12510 SSHB12575

Pressure Relief Valves
No-Lead Brass and Stainless Steel

Order No.	UPC Bar Code (Qty.1)	Inlet x Outlet	Ctn. Qty.	Ctn. Wt./Lbs.
No-Lead Brass				
❖ PRVNL50	6 42367 08885 9	1/2" x 1/2"	10	3.5
❖ PRVNL75	6 42367 08886 6	3/4" x 1/2"	10	3.8
No-Lead Brass - Set at 100 PSI				
PRVNL50100	6 42367 12471 7	1/2" x 1/2"	10	3.5
PRVNL75100	6 42367 12472 4	3/4" x 1/2"	10	3.5
Stainless Steel				
SSPRV50	6 42367 12289 8	1/2" x 1/2"	10	3.0
SSPRV75	6 42367 12290 4	3/4" x 1/2"	10	5.0
Stainless Steel - Set at 100 PSI				
SSPRV50100	6 42367 12942 2	1/2" x 1/2"	10	3.0
SSPRV75100	6 42367 12943 9	3/4" x 1/2"	10	5.0

Stainless Steel Union with O-Ring

- Female Iron Pipe to Female Iron Pipe

SSUN100

Order No.	UPC Bar Code (Qty. 1)	FIP x FIP	Ctn. Qty.	Approx. Wt./Lbs.
SSUN100	6 42367 41855 7	1" x1"	50	0.7
SSUN125	6 42367 41856 4	1-1/4" x 1-1/4"	30	0.8

PRVNL75 SSPRV50 BBDNL50MA SSBD75

Stainless Steel 90 Degree Elbows

- Female Iron Pipe to Female Iron Pipe

Order No.	UPC Bar Code (Qty. 1)	FIP x FIP	Ctn. Qty.	Approx. Wt./Lbs.
SSEL100	6 42367 41857 1	1" x 1"	60	0.4
SSEL125	6 42367 41858 8	1-1/4" x 1-1/4"	35	0.7

SSEL100

Boiler Drains with Hose Bibb-No-Lead Brass & S.S.

Order No.	UPC Bar Code (Qty. 1)	Thread Size	Ctn. Qty.	Approx. Wt./Lbs.
No-Lead Brass				
BBDNL50MA	6 42367 41271 5	1/2" MIP	12	5.9
BBDNL75MA	6 42367 41272 2	3/4" MIP	12	6.1
Stainless Steel				
❖ SSBD50	6 42367 12283 6	1/2" MIP	12	6.0
❖ SSBD75	6 42367 12284 3	3/4" MIP	12	6.0

WARNING: This product meets Federal USA Drinking Water requirements but has not been specifically tested or approved as no-lead in the State of California.

No-Lead

MERRILL MANUFACTURING

5

MANIFOLD KITS

Manifold Kits (Any kit combination available upon request)

SSMK12510

SSMK12510TS

SSMK125101752

SSMK121752TS

SSMK20010

SSMK20010TS

PVCMK125753

PVCMK100753

Order No.	UPC Bar Code (Qty.1)	Overall Length	Description	Drain Hole	Approx. Wt./Lbs.
SSMK12510	6 42367 12452 6	13-5/8"	Stainless Steel	(4) 3/4"	4.9
● SSM12510754 - 1-1/4" x 1" Stainless Steel Manifold with 3/4" x 1/2" Bushing ● SSBD75 - 3/4" Stainless Steel Boiler Drain ● PGLBNL25100 - 2-1/2" S.S. Case - 1/4" Back Mount Liquid Filled No Lead Pressure Gauge (0-100 PSI) ● SSPRV75100 - 3/4" Stainless Steel Pressure Relief Valve (100 PSI)					
SSMK12510TS	6 42367 12982 8	13-5/8"	Stainless Steel	(4) 3/4"	5.4
● SSM12510754 - 1-1/4" x 1" Stainless Steel Manifold with 3/4" x 1/2" Bushing ● SSBD75 - 3/4" Stainless Steel Boiler Drain ● PGLBNL25100 - 2-1/2" S.S. Case - 1/4" Back Mount Liquid Filled No Lead Pressure Gauge (0-100 PSI) ● SSPRV75100 - 3/4" Stainless Steel Pressure Relief Valve (100 PSI) ● IG2 - Thread Sealing Compound 2 oz. Tube ● PTFEGSS5060 - PTFE Teflon® Thread Seal Tape - 1/2" x 60"					
SSMK12510752	6 42367 41065 0	13-1/2"	Stainless Steel	(2) 1" & (2) 3/4"	4.9
● SSM12510752 - 1-1/4" x 1" Stainless Steel Manifold with 1" x 1/2" Bushing ● SSBD75 - 3/4" Stainless Steel Boiler Drain ● PGLBNL25100 - 2-1/2" S.S. Case - 1/4" Back Mount Liquid Filled No Lead Pressure Gauge (0-100 PSI) ● SSPRV75100 - 3/4" Stainless Steel Pressure Relief Valve (100 PSI)					
SSMK121752TS	6 42367 41066 7	13-1/2"	Stainless Steel	(2) 1" & (2) 3/4"	5.4
● SSM12510752 - 1-1/4" x 1" Stainless Steel Manifold with 1" x 1/2" Bushing ● SSBD75 - 3/4" Stainless Steel Boiler Drain ● PGLBNL25100 - 2-1/2" S.S. Case - 1/4" Back Mount Liquid Filled No Lead Pressure Gauge (0-100 PSI) ● SSPRV75100 - 3/4" Stainless Steel Pressure Relief Valve (100 PSI) ● IG2 - Thread Sealing Compound 2 oz. Tube ● PTFEGSS5060 - PTFE Teflon® Thread Seal Tape - 1/2" x 60"					
SSMK20010	6 42367 12560 8	13-1/2"	Stainless Steel	(2) 3/4" & (2) 1"	8.1
● SSM20010752 - 2" x 1-1/2" Stainless Steel Manifold with 1" x 1/2" Bushing ● SSBD75 - 3/4" Stainless Steel Boiler Drain ● PGLBNL25100 - 2-1/2" S.S. Case - 1/4" Back Mount Liquid Filled No Lead Pressure Gauge (0-100 PSI) ● SSPRV75100 - 3/4" Stainless Steel Pressure Relief Valve (100 PSI)					
SSMK20010TS	6 42367 12983 5	13-1/2"	Stainless Steel	(2) 3/4" & (2) 1"	8.6
● SSM20010752 - 2" x 1-1/2" Stainless Steel Manifold with 1" x 1/2" Bushing ● SSBD75 - 3/4" Stainless Steel Boiler Drain ● PGLBNL25100 - 2-1/2" S.S. Case - 1/4" Back Mount Liquid Filled No Lead Pressure Gauge (0-100 PSI) ● SSPRV75100 - 3/4" Stainless Steel Pressure Relief Valve (100 PSI) ● IG2 - Thread Sealing Compound 2 oz. Tube ● PTFEGSS5060 - PTFE Teflon® Thread Seal Tape - 1/2" x 60"					
PVCMK125753	6 42367 41063 6	13-5/8"	Sch. 120 PVC	(3) 3/4" & (1) 1/2"	1.8
● PVCM125754 - 1-1/4" MIP PVC Manifold ● PVCBD75G - 3/4" PVC Boiler Drain ● PGBNL10025 - 2" Steel Case - 1/4" Back Mount No Lead Pressure Gauge (0-100 PSI) ● PVCPRV50 - 1/2" PVC Pressure Relief Valve					
PVCMK100753	6 42367 41064 3	13-1/2"	Sch. 120 PVC	(3) 3/4" & (1) 1/2"	1.9
● PVCM100754 - 1" FIP PVC Manifold ● PVCBD75G - 3/4" PVC Boiler Drain ● PGBNL10025 - 2" Steel Case - 1/4" Back Mount No Lead Pressure Gauge (0-100 PSI) ● PVCPRV50 - 1/2" PVC Pressure Relief Valve					

WARNING: This product meets Federal USA Drinking Water requirements but has not been specifically tested or approved as no-lead in the State of California.

MERRILL MANUFACTURING

No-Lead

MANIFOLD KITS WITH MANIFOLD BRACKET

Manifold Kits with Manifold Bracket

(Custom Kits available upon request) Thread Sealant Available Add "TS" to Order No.

SSMK12510C

SSMK1251752C

SSMK20010C



PVCMK125753C



PVCMK100753C

Order No.	UPC Bar Code (Qty.1)	Overall Length	Description	Drain Hole	Approx. Wt./Lbs.
SSMK12510C	6 42367 12720 6	13-5/8"	Stainless Steel	(4) 3/4"	10.9

- SSM12510754 - 1-1/4" x 1" Stainless Steel Manifold with 3/4" x 1/2" Bushing
- SSBD75 - 3/4" Stainless Steel Boiler Drain
- PGLBNL25100 - 2-1/2" S.S. Case - 1/4" Back Mount Liquid Filled No-Lead Pressure Gauge (0-100 PSI)
- SSPRV75100 - 3/4" Stainless Steel Pressure Relief Valve (100 PSI)
- MBRCL - Manifold Bracket with Cushion Clamps and Bolts

SSMK1251752C	6 42367 41067 4	13-1/2"	Stainless Steel	(2) 1" & (2) 3/4"	10.9

- SSM12510752 - 1-1/4" x 1" Stainless Steel Manifold with 1" x 1/2" Bushing
- SSBD75 - 3/4" Stainless Steel Boiler Drain
- PGLBNL25100 - 2-1/2" S.S. Case - 1/4" Back Mount Liquid Filled No-Lead Pressure Gauge (0-100 PSI)
- SSPRV75100 - 3/4" Stainless Steel Pressure Relief Valve (100 PSI)
- MBRCL - Manifold Bracket with Cushion Clamps and Bolts

SSMK20010C	6 42367 12721 3	13-1/2"	Stainless Steel	(2) 3/4" & (2) 1"	14.1

- SSM20010752 - 2" x 1-1/2" Stainless Steel Manifold with 1" x 1/2" Bushing
- SSBD75 - 3/4" Stainless Steel Boiler Drain
- PGLBNL25100 - 2-1/2" S.S. Case - 1/4" Back Mount Liquid Filled No-Lead Pressure Gauge (0-100 PSI)
- SSPRV75100 - 3/4" Stainless Steel Pressure Relief Valve (100 PSI)
- MBRCL - Manifold Bracket with Cushion Clamps and Bolts

PVCMK125753C	6 42367 41061 2	13-5/8"	Sch. 120 PVC	(3) 3/4" & (1) 1/2"	7.8

- PVCM125754 - 1-1/4" MIP PVC Manifold
- PVCBD75G - 3/4" PVC Boiler Drain
- PGBNL10025 - 2" Steel Case - 1/4" Back Mount No-Lead Pressure Gauge (0-100 PSI)
- PVCPRV50 - 1/2" PVC Pressure Relief Valve
- MBRCL - Manifold Bracket with Cushion Clamps and Bolts

PVCMK100753C	6 42367 41062 9	13-1/2"	Sch. 120 PVC	(3) 3/4" & (1) 1/2"	7.9

- PVCM100754 - 1" FIP PVC Manifold
- PVCBD75G - 3/4" PVC Boiler Drain
- PGBNL10025 -2" Steel Case - 1/4" Back Mount No-Lead Pressure Gauge (0-100 PSI)
- PVCPRV50 - 1/2" PVC Pressure Relief Valve
- MBRCL - Manifold Bracket with Cushion Clamps and Bolts

Manifolds - Stainless Steel and PVC

SSM12510754
With stainless steel hex bushing

SSM20010752
With stainless steel hex bushing

Order No.	UPC Bar Code (Qty. 1)	Top Conn.	Lateral	Front Tapping	Overall Length	Drain Hole(s)	Approx. Wt./Lbs.
Stainless Steel Manifolds							
SSM12510754	6 42367 12220 1	(2) 3/4" FIP	1-1/4" MIP x 1" FIP	1/4" FIP	13-5/8"	(2) 3/4" FIP	2.8
SSM12510752	6 42367 12975 0	(2) 1" FIP	1-1/4" MIP x 1" FIP	1/4" FIP	13-1/2"	(2) 3/4" FIP	2.8
SSM20010752	6 42367 12558 5	(2) 1" FIP	2" MIP x 1-1/2" FIP	1/4" FIP	13-1/2"	(2) 3/4" FIP	4.9
Sch. 120 PVC Manifolds							
PVCM125754	6 42367 11721 4	(2) 3/4" FIP	1-1/4" MIP	1/4" FIP	13-5/8"	(2) 3/4" FIP	1.2
PVCM100754	6 42367 11722 1	(2) 3/4" FIP	1" FIP	1/4" FIP	13-1/2"	(2) 3/4" FIP	1.3

PVCM125754

PVCM100754

WARNING: This product meets Federal USA Drinking Water requirements but has not been specifically tested or approved as no-lead in the State of California.

No-Lead

MERRILL MANUFACTURING

5

MANIFOLD BRACKET

Use only the best when installing a manifold for variable speed pumps
Only Merrill provides all the features/benefits - Clearly the Best

Features/Benefits

- Only **one piece** manifold bracket that supports the entire manifold
- **Easy to level** for quick installation
- **Doubles as a tool shelf** during installation not possible with others
- Bracket provides **silent installation** with foam blocks and rubber covered clamps
- **Improved foam blocks** thicker and firmer
- **Improved stainless steel** manifold clamps
- **Edge protectors** on front of bracket for extra safety
- **Power coated** for extra corrosion protection

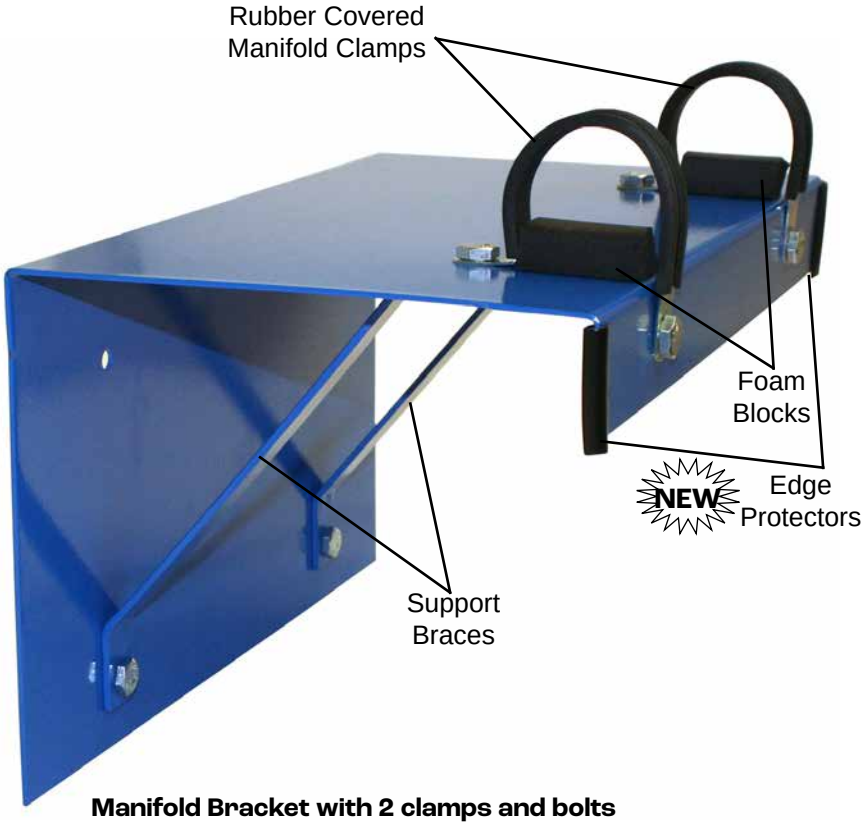

Manifold Bracket with 2 clamps and bolts

The only bracket with foam blocks to eliminate vibration/silent installation

Order No.	UPC Bar Code (Qty. 1)	Ctn. Qty.	Approx. Wt./Lbs.
MBRCL	6 42367 12442 7	1	3.3

Cushion Clamps

Rubber covered stainless steel

Order No.	UPC Bar Code (Qty. 1)	Bag Qty.	Approx. Wt./Lbs.
MBRCL1	6 42367 12334 5	2	0.1

MBRCL1

Complete Set of Bolts and Lag Screws

4 lag screws and 4 sets of bolts with nuts for both 1-1/4" and 2" Manifolds
2 sets of XL bolts for 2" Manifold

Order No.	UPC Bar Code (Qty. 1)	Bag Qty.	Approx. Wt./Lbs.
MBRBOLTS	6 42367 12396 3	1(set)	0.3

MBRBOLTS

WARNING: This product meets Federal USA Drinking Water requirements but has not been specifically tested or approved as no-lead in the State of California.

Form No. 2151.4

5

⚠ Lead

MERRILL MANUFACTURING

LEAD No-Lead

LOW-LEAD IAPMO R&T ™

❖ CA. Certified

PRESSURE RELIEF VALVES

(Cold Water)
Pressure Relief Valves

These valves are not T&P valves that are required with water heaters. There is the same need for PRV on cold water pressure tanks.

Note: Warranty void on pressure relief valves if used on air systems.

No-Lead Brass Pressure Relief Valve

Stainless Steel Pressure Relief Valve

Brass Pressure Relief Valve

PVC Pressure Relief Valve

Recommended for all cold water system installations - to protect against damage to piping and pressure tanks. PRV's are set at 75 psi or 100 psi. PRV's have a ± 15% setting accuracy.

NOTE: Merrill pressure relief valves may not reseat themselves after pressure relief. Manual disassembly and reseating of valve may be required. Repeated opening of a pressure relief valve is beyond intended use and voids warranty.

WARNING: All PRV, SSPRV, and PRVNL valves must be set a minimum of 15 psi above the typical high of the water system pressure, so valve chatter or rapid open and close will not occur. Valve chatter can cause failure of the valve and voids warranty.

NOTE: All PRV valves are field adjustable - by removing cap and turning internal disk down to increase pressure. **Field adjustment of valve voids warranty.**

NOTE: Valve warranty void after change in adjustment due to possible error.

Stainless Steel Pressure Relief Valves

Order No.	UPC Bar Code (Qty. 1)	Inlet x Outlet	Ctn. Qty.	Ctn. Wt./Lbs.
SSPRV50	6 42367 12289 8	1/2" x 1/2"	10	3.0
SSPRV75	6 42367 12290 4	3/4" x 1/2"	10	5.0
SSPRV75775	6 42367 43419 9	3/4" x 3/4"	10	5.2
• SSPRV50100	6 42367 12942 2	1/2" x 1/2"	10	3.0
• SSPRV75100	6 42367 12943 9	3/4" x 1/2"	10	5.0
• SSPRV757100	6 42367 43420 5	3/4" x 3/4"	10	5.2

• Note: Valves set at 100 psi

No-Lead Brass Pressure Relief Valves

Order No.	UPC Bar Code (Qty. 1)	Inlet x Outlet	Ctn. Qty.	Ctn. Wt./Lbs.
❖ PRVNL50	6 42367 08885 9	1/2" x 1/2"	10	3.5
❖ PRVNL75	6 42367 08886 6	3/4" x 1/2"	10	3.8
❖ PRVNL757	6 42367 41251 7	3/4" x 3/4"	10	3.9
• PRVNL50100	6 42367 12471 7	1/2" x 1/2"	10	3.5
• PRVNL75100	6 42367 12472 4	3/4" x 1/2"	10	3.5
• PRVNL757100	6 42367 12473 1	3/4" x 3/4"	10	4.0

• Note: Valves set at 100 psi

Brass Pressure Relief Valves

Not Approved for use with Drinking Water in USA

Order No.	UPC Bar Code (Qty. 1)	Inlet x Outlet	Ctn. Qty.	Ctn. Wt./Lbs.
⚠* PRV50	6 42367 02251 8	1/2" x 1/2"	10	3.5

* A perfect companion to Merrill Galvanized Tank Tees 1X, 100X, 102X, and 125X.

PVC Pressure Relief Valve (Dark Gray)

Order No.	UPC Bar Code (Qty. 1)	Inlet x Outlet	Ctn. Qty.	Ctn. Wt./Lbs.
* PVCPRV50	6 42367 11391 9	1/2" MIP x 1/2" FIP	1	.20

* A perfect companion to Merrill PVC Tank Tees 100C, 100CS, 100CSF, and 1025CSF.

WARNING: This product can expose you to lead, which is known to the State of California to cause cancer, birth defects or other reproductive harm. (For more information go to www.p65warnings.ca.gov)

WARNING: This product meets Federal USA Drinking Water requirements but has not been specifically tested or approved as no-lead in the State of California.

Pressure Relief Valves - Reflects 3/4" Valve

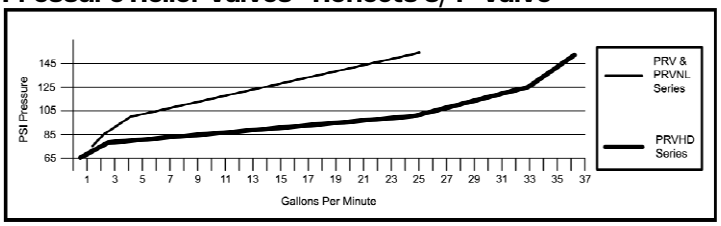

Form No. 2142.12

No-Lead

MERRILL MANUFACTURING

Lead

5

HEAVY-DUTY PRESSURE RELIEF VALVES

(Cold Water) Pressure Relief Valves

These are not T&P valves that are required with water heaters. There is the same need for PRVHDNL's on cold water pressure tanks.

Note: Warranty void on pressure relief valves if used on air systems.

No-Lead Heavy-Duty Pressure Relief Valve

Approximate Relief in GPM from the Heavy-Duty Pressure Relief Valves

Set PSI	3/4"	1"	1-1/4"	1-1/2"	2"
50	15	25	44	68	132 GPM
60	16	28	48	75	145 GPM
70	17	30	52	81	156 GPM
80	19	32	55	87	167 GPM
90	20	34	59	92	177 GPM
100	21	36	62	97	187 GPM
110	21	36	62	97	187 GPM
120	23	39	68	106	205 GPM
130	24	41	71	110	213 GPM

See Graph on Page 102

WARNING: This product can expose you to lead, which is known to the State of California to cause cancer, birth defects or other reproductive harm. (For more information go to www.p65warnings.ca.gov)

WARNING: This product meets Federal USA Drinking Water requirements but has not been specifically tested or approved as no-lead in the State of California.

Recommended for all cold water system installations - to protect against damage to piping and pressure tanks. PRVHDNL's are factory set at 75 psi. PRVHDNL's have a ± 15% setting accuracy.

NOTE: Merrill pressure relief valves may not reseat themselves after pressure relief. Manual disassembly and reseating of valve may be required. Repeated opening of a pressure relief valve is beyond intended use and voids warranty.

WARNING: All PRVHDNL valves must be set a minimum of 15 psi above the typical high of the water system pressure, so valve chatter or rapid open and close will not occur. Valve chatter can cause failure of the valve and voids warranty.

NOTE: All PRVHDNL's valves are field adjustable - by removing cap and turning internal disk down to increase pressure. **Field adjustment of valve voids warranty.**

NOTE: Valve warranty void after change in adjustment due to possible error.

Heavy-Duty No-Lead Pressure Relief Valves

Order No.	UPC Bar Code (Qty. 1)	Inlet x Outlet	Ctn. Qty.	Ctn. Wt./Lbs.
PRVHDNL75	6 42367 41210 4	3/4" x 3/4"	1	1.6
PRVHDNL100	6 42367 41211 1	1" x 1"	1	2.7
PRVHDNL125	6 42367 41212 8	1-1/4" x 1-1/4"	1	4.3
PRVHDNL150	6 42367 41213 5	1-1/2" x 1-1/2"	1	5.5
PRVHDNL200	6 42367 41214 2	2" x 2"	1	9.3

Merrill PRVHDNL Valves can be factory adjusted to a custom setting upon request at extra cost. Custom set relief valves are non-cancelable and non-returnable. PRVHDNL's are recommended for use up to 150 psi on water systems only. **Field adjustment of valve voids warranty.**

Domestic Heavy-Duty Pressure Relief Valves

Not Approved for use with Drinking Water in USA

Order No.	UPC Bar Code (Qty. 1)	Inlet x Outlet	Ctn. Qty.	Ctn. Wt./Lbs.
DPRV50	6 42367 09301 3	1/2" x 1/2"	1	2.3
DPRV75	6 42367 09302 0	3/4" x 3/4"	1	2.3
DPRV100	6 42367 09303 7	1" x 1"	1	3.5
DPRV125	6 42367 09304 4	1-1/4" x 1-1/4"	1	5.0
DPRV150	6 42367 09305 1	1-1/2" x 1-1/2"	1	6.3
DPRV200	6 42367 09306 8	2" x 2"	1	11.0

Available factory set at 5 psi to 300 psi. DPRV's are set at 75 psi. DPRV's are field adjustable and recommended for use up to 300 psi on water systems only. **Field adjustment of valve voids warranty. NOTE:** Special order non-stock item.

MOUNTING POSITION - Pressure relief valves should only be mounted in a vertical upright position. There is no warranty for a valve that has been installed in any other position. The flanges and sealing faces of the valve and all connecting piping must be free from dirt, sediment and scale. All flange bolts should be drawn evenly to prevent distortion of the valve body and the inlet nozzle.

INLET PIPING - The inlet piping to the valve should be short and direct from the vessel or equipment being protected. The connection to the vessel should be provided with a radius to permit smooth flow to the valve. In no event should the inlet piping be smaller in diameter than the inlet connection of the valve. Pressure relief valve inlets should not be located where excessive turbulence is present such as near elbows, tees, bends, orifice plates, or throttling valves.

The design of the inlet connection shall consider stress conditions induced by reaction force, during valve operation, by external loading, by vibration and by loads due to thermal expansion of piping.

DISCHARGE PIPING - Alignment of the internal parts of a pressure relief valve is important to insure proper operation. Care should be taken to insure thermal expansion of piping and support system does not produce strains in a valve.

Drains should be piped away to prevent injury, as well as the collection of water or corrosive liquid in the valve body. Attention should be given to the support of the drainage piping.

When two or more valves are piped to discharge into a common header the build-up back pressure resulting from the opening of one (or more) valve(s) may cause a superimposed back pressure in the remaining valves unless the bonnet is vented. Under these conditions use of bellows valves are recommended.

In every case, the nominal discharge pipe size should be as large as, or larger than, the nominal size of the pressure relief valve outlet flange, in the case of long discharge piping; it sometimes must be much larger.

MERRILL MANUFACTURING

No-Lead ❖ CA. Certified

TANK TEE ACCESSORIES

Boiler Drain Specifications

Compression Neoprene Seal Disk
3/4" Hose Threaded Outlet
Heavy Iron Handle

No-Lead Brass Boiler Drains

Order No.	UPC Bar Code (Qty. 1)	Thread Size	Outlet Angle	Approx. Wt./Lbs.	Ctn. Qty.	Approx. Lbs./Ctn.
No-Lead Brass Boiler Drain with Hose Bibb & Stuffing Box (Large Packing Gland)						
❖ **BBDNL50MS**	6 42367 41273 9	1/2" MIP	90°	0.5	12	5.6
❖ **BBDNL75MS**	6 42367 41274 6	3/4" MIP	90°	0.5	12	5.7
No-Lead Brass Boiler Drain Hose Bibb Model with Angle Outlet						
❖ **BBDNL50MA**	6 42367 41271 5	1/2" MIP	30°	0.5	12	5.9
❖ **BBDNL75MA**	6 42367 41272 2	3/4" MIP	30°	0.5	12	6.1
❖ **BBDNL75FA**	6 42367 41970 7	3/4" FIP	30°	0.5	10	5.0
No-Lead Brass Boiler Drain Valves with Hose Bibb (Tee Handle)						
❖ **BKDNL50M**	6 42367 12474 8	1/2" MIP	30°	0.4	10	4.0
❖ **BKDNL75M**	6 42367 12475 5	3/4" MIP	30°	0.4	10	4.0

BBDNL50MS

BBDNL75MA

BBDNL75FA

BKDNL50M

No-Lead Brass, Stainless Steel & PVC Boiler Drains with Hose Bibbs

Order No.	UPC Bar Code (Qty. 1)	Thread Size	Approx. Wt./Lbs.	Ctn. Qty.	Approx. Lbs./Ctn.
No-Lead Brass - 1/4 Turn Ball Valve Model					
❖ **BBDNL50**	6 42367 41874 8	1/2" MIP	0.5	12	5.9
❖ **BBDNL75**	6 42367 41875 5	3/4" MIP	0.5	12	6.1
Stainless Steel - 1/4 Turn Ball Valve Model					
❖ **SSBD50**	6 42367 12283 6	1/2" MIP	0.5	10	6.0
❖ **SSBD75**	6 42367 12284 3	3/4" MIP	0.5	10	6.0
White PVC					
PVCBD50	6 42367 11070 3	1/2" MIP	0.13	1	.13
PVCBD75	6 42367 11071 0	3/4" MIP	0.13	1	.13
PVC Sch 80 (Gray)					
PVCBD50G	6 42367 12593 6	1/2" MIP	0.13	1	.13
PVCBD75G	6 42367 12594 3	3/4" MIP	0.13	1	.13
No-Lead Brass - (Tee Handle)					
❖ **BKDNL50**	6 42367 43926 2	1/2" MIP	0.4	10	4.0
❖ **BKDNL75**	6 42367 43927 9	3/4" MIP	0.5	10	5.0

BBDNL50

SSBD50

PVCBD75

PVCBD50G

BKDNL75

WARNING: This product meets Federal USA Drinking Water requirements but has not been specifically tested or approved as no-lead in the State of California.

No-Lead Brass & Stainless Steel Sampling Valves (Tee Handle)

Order No.	UPC Bar Code (Qty. 1)	Thread Size	Outlet Angle	Approx. Wt./Lbs.	Ctn. Qty.	Approx. Lbs./Ctn.
No-Lead Brass Sampling Valves						
❖ **BSVNL50**	6 42367 41275 3	1/2" MIP	80°	0.3	10	3.4
❖ **BSVNL75**	6 42367 41276 0	3/4" MIP	80°	0.4	10	4.0
Stainless Steel Sampling Valves - 304 Stainless Steel						
❖ **SSSV50**	6 42367 41158 9	1/2" MIP	80°	0.3	10	3.4
❖ **SSSV75**	6 42367 41159 6	3/4" MIP	80°	0.4	10	4.0

BSVNL75

SSSV75

PVC Sampling Valves

Order No.	UPC Bar Code (Qty. 1)	Thread Size	Ctn. Qty.	Approx. Wt./Lbs.
PVCSV50	6 42367 11234 9	1/2" MIP	1	.13
PVCSV75	6 42367 11233 2	3/4" MIP	1	.13

PVCSV75

Solder No-Lead Brass Unions (Sweat x Sweat)

Order No.	UPC Bar Code (Qty. 1)	Size	Ctn. Qty.	Approx. Wt./Lbs.
❖ **SBUNL100**	6 42367 41223 4	1"	1	0.6
❖ **SBUNL125**	6 42367 41222 7	1-1/4"	1	0.8

SBUNL100

Pipe Nipples

Stainless Steel, PVC, Galvanized and No-Lead Brass

Order No.	UPC Bar Code (Qty. 1)	Size x Length	Ctn. Qty.	Approx. Wt./Lbs.
Stainless Steel Pipe Nipples				
SSN2503	6 42367 11257 8	1/4" x 3"	1	0.1
SSN1002	6 42367 12930 9	1" x 2"	1	0.1
PVC Sch 80 Pipe Nipples				
PVCN2503	6 42367 07806 5	1/4" x 3"	1	0.02
PVCN1002	6 42367 07697 9	1" x 2"	1	0.05
Galvanized Pipe Nipples				
GN2503	6 42367 05374 1	1/4" x 3"	25	0.1
GN7503	6 42367 00180 3	3/4" x 3"	---	0.3
GN1003	6 42367 05375 8	1" x 3"	25	0.4
GN1008	6 42367 05376 5	1" x 8"	25	1.0
GN1011	6 42367 01584 8	1" x 11"	25	1.4
GN1203	6 42367 05377 2	1-1/4" x 3"	25	0.5
GN1211	6 42367 05378 9	1-1/4" x 11"	25	1.9
GN1214	6 42367 01585 5	1-1/4" x 14"	25	2.4
No-Lead Brass Pipe Nipples				
BNNL2503	6 42367 12536 3	1/4" x 3"	25	0.1
BNNL7502	6 42367 43520 2	3/4" x 2"	25	0.1

SSN2503

PVCN2503

GN1008

BNNL2503

NOTE: Extra long pipe nipples (8" or longer) in 1" or 1-1/4" available upon request.

⚠ Lead
++ Limited Quantity

MERRILL MANUFACTURING

6

PRESSURE GAUGES

Not Approved for use with Drinking Water in USA

- Pressure gauges are suitable for water, air, steam, and other pressure applications that will not deteriorate brass alloys. (Individually boxed.)
- Pressure Gauge Accuracy (+/- 3%, +/- 2%, +/- 3%)

STGA25

Swivel Test Gauge Adapter - can connect any gauge to adapter

Order No.	UPC Bar Code (Qty. 1)	Connection	Wt. Each/Lbs.
⚠ STGA25	6 42367 11676 7	3/4" Hose Thread to 1/4" NPT Brass	.10

PGAT100

Air Test Gauge

Order No.	UPC Bar Code (Qty. 1)	Dial Size Inches	Pressure Range	PSI Increments	Connection	Master Ctn. Qty.	Wt. Each Lbs.
⚠ PGAT100	6 42367 11947 8	2" (Steel Case)	0-100 psi	1#	Air Valve Inlet	50	.30

STANDARD GAUGE

Temp Range up to 140°F

PGP200

Pressure Gauges - Plastic Case

Order No.	UPC Bar Code (Qty. 1)	Dial Size Inches	Pressure Range	PSI Increments	Connection	Master Ctn. Qty.	Wt. Each Lbs.
⚠ PGP200	6 42367 09045 6	2"	0-200 psi	2#	1/4" NPT Brass - (Lower Male)	100	.18

PGB100

PG30

PG60

Pressure Gauges - Steel Case

Order No.	UPC Bar Code (Qty. 1)	Dial Size Inches	Pressure Range	PSI Increments	Connection	Master Ctn. Qty.	Wt. Each Lbs.
⚠ PG100	6 42367 02189 4	2"	0-100 psi	1#	1/4" NPT Brass - (Lower Male)	100	.22
⚠ * PGB100	6 42367 05904 0	2"	0-100 psi	1#	1/8" NPT Brass - (Back Mount)	100	.24
++ ⚠ * PGB10025	6 42367 09555 0	2"	0-100 psi	1#	1/4" NPT Brass - (Back Mount)	100	.24
++ ⚠ * PGB15160	6 42367 10759 8	1-1/2"	0-160 psi	2#	1/8" NPT Brass - (Back Mount)	100	.14
⚠ PG30	6 42367 05905 7	2"	0-30 psi	1/2#	1/4" NPT Brass - (Lower Male)	100	.24
⚠ PG60	6 42367 02192 4	2"	0-60 psi	1/2#	1/4" NPT Brass - (Lower Male)	100	.22
⚠ PG200P	6 42367 09437 9	2" Plain Dial	0-200 psi	1#	1/4" NPT Brass - (Lower Male)	100	.22

PG25200

Pressure Gauges - Large Diameter - Steel Case

Order No.	UPC Bar Code (Qty. 1)	Dial Size Inches	Pressure Range	PSI Increments	Connection	Master Ctn. Qty.	Wt. Each Lbs.
⚠ PG25200	6 42367 07823 2	2-1/2"	0-200 psi	2#	1/4" NPT Brass - (Lower Male)	100	.34
⚠ PG460	6 42367 07824 9	4"	0-60 psi	1#	1/4" NPT Brass - (Lower Male)	30	.66
⚠ PG4100	6 42367 07825 6	4"	0-100 psi	1#	1/4" NPT Brass - (Lower Male)	30	.66

PG4100

LIQUID FILLED

For resistance to corrosive atmosphere, vibration and pulsation dampening.
Temp Range -50°F to 200°F

PGLB100

Liquid Filled Pressure Gauges - Steel Case

Order No.	UPC Bar Code (Qty. 1)	Dial Size Inches	Pressure Range	PSI Increments	Connection	Master Ctn. Qty.	Wt. Each Lbs.
++ ⚠ * PGLB100	6 42367 10036 0	2"	0-100 psi	1#	1/4" NPT Brass - (Back Mount)	100	.30

PGLB25200

Liquid Filled Pressure Gauges - 300 Series Stainless Steel Case

Order No.	UPC Bar Code (Qty. 1)	Dial Size Inches	Pressure Range	PSI Increments	Connection	Master Ctn. Qty.	Wt. Each Lbs.
⚠ * PGLB25200	6 42367 09335 8	2-1/2"	0-200 psi	2#	1/4" NPT Brass - (Back Mount)	50	.45
++ ⚠ * PGLB25400	6 42367 10757 4	2-1/2"	0-400 psi	8#	1/4" NPT Brass - (Back Mount)	50	.42

* Back Mount Model

= Install in vertical position only

WARNING: This product can expose you to lead, which is known to the State of California to cause cancer, birth defects or other reproductive harm. (For more information go to www.p65warnings.ca.gov)

Form No. 2091.29

MERRILL MANUFACTURING

NO-LEAD PRESSURE GAUGES

No-Lead

- No-Lead pressure gauges are suitable for water, air, steam, and other pressure applications that will not deteriorate brass alloys. (Individually boxed.)
- No-Lead Pressure Gauge Accuracy (+/- 3%, +/- 2%, +/- 3%)

* Back Mount Model

= Install in vertical position only

STANDARD GAUGE - Temp Range up to 140°F

No-Lead Pressure Gauges - Plastic Case

PGNL100

Order No.	UPC Bar Code (Qty. 1)	Dial Size Inches	Pressure Range	PSI Increments	Connection	Master Ctn. Qty.	Wt. Each Lbs.
PGPNL100	6 42367 41402 3	2"	0-100 psi	2#	1/4" NPT NL Brass - (Lower Male)	100	.18

No-Lead Pressure Gauges - Steel Case

PGNL200

PGNL300

Order No.	UPC Bar Code (Qty. 1)	Dial Size Inches	Pressure Range	PSI Increments	Connection	Master Ctn. Qty.	Wt. Each Lbs.
PGNL100	6 42367 09652 6	2"	0-100 psi	2#	1/4" NPT NL Brass - (Lower Male)	100	.22
* PGBNL100	6 42367 41369 9	2"	0-100 psi	2#	1/8" NPT NL Brass - (Back Mount)	100	.24
* PGBNL10025	6 42367 41370 5	2"	0-100 psi	2#	1/4" NPT NL Brass - (Back Mount)	100	.24
* PGBNL160	6 42367 43467 0	2"	0-160 psi	4#	1/8" NPT NL Brass - (Back Mount)	100	.18
* PGBNL15160	6 42367 42431 2	1-1/2"	0-160 psi	4#	1/8" NPT NL Brass - (Back Mount)	100	.20
* PGBNL16025	6 42367 43547 9	2"	0-160 psi	4#	1/4" NPT NL Brass - (Back Mount)	100	.15
PGNL15	6 42367 41901 1	2"	0-15 psi	1/5#	1/4" NPT NL Brass - (Lower Male)	100	.22
PGNL30	6 42367 41365 1	2"	0-30 psi	1/2#	1/4" NPT NL Brass - (Lower Male)	100	.22
PGNL60	6 42367 09746 2	2"	0-60 psi	1/2#	1/4" NPT NL Brass - (Lower Male)	100	.22
PGNL160	6 42367 41366 8	2"	0-160 psi	4#	1/4" NPT NL Brass - (Lower Male)	100	.22
PGNL200	6 42367 09653 3	2"	0-200 psi	4#	1/4" NPT NL Brass - (Lower Male)	100	.22
PGNL300	6 42367 09978 7	2"	0-300 psi	5#	1/4" NPT NL Brass - (Lower Male)	100	.22

No-Lead Pressure Gauges - Large Diameter - Steel Case

PGNL25100

Order No.	UPC Bar Code (Qty. 1)	Dial Size Inches	Pressure Range	PSI Increments	Connection	Master Ctn. Qty.	Wt. Each Lbs.
PGNL25100	6 42367 41367 5	2-1/2"	0-100 psi	2#	1/4" NPT NL Brass - (Lower Male)	100	.34
PGNL25200	6 42367 41368 2	2-1/2"	0-200 psi	4#	1/4" NPT NL Brass - (Lower Male)	100	.34

LIQUID FILLED - Temp Range -50°F to 200°F

For resistance to corrosive atmosphere, vibration and pulsation dampening.

No-Lead Liquid Filled Pressure Gauges - Steel Case

PGLBNL100

Order No.	UPC Bar Code (Qty. 1)	Dial Size Inches	Pressure Range	PSI Increments	Connection	Master Ctn. Qty.	Wt. Each Lbs.
= PGLNL1002	6 42367 41401 6	2"	0-100 psi	2#	1/4" NPT NL Brass - (Lower Male)	100	.30
* = PGLBNL100	6 42367 41375 0	2"	0-100 psi	2#	1/4" NPT NL Brass - (Back Mount)	100	.30

No-Lead Liquid Filled Pressure Gauges - 300 Series Stainless Steel Case

PGLNL200

Order No.	UPC Bar Code (Qty. 1)	Dial Size Inches	Pressure Range	PSI Increments	Connection	Master Ctn. Qty.	Wt. Each Lbs.
= PGLNL30	6 42367 41371 2	2-1/2"	0-30 psi	1/2#	1/4" NPT NL Brass - (Lower Male)	50	.42
= PGLNL60	6 42367 41372 9	2-1/2"	0-60 psi	1#	1/4" NPT NL Brass - (Lower Male)	50	.42
= PGLNL100	6 42367 09661 8	2-1/2"	0-100 psi	2#	1/4" NPT NL Brass - (Lower Male)	50	.42
= PGLNL160	6 42367 09662 5	2-1/2"	0-160 psi	5#	1/4" NPT NL Brass - (Lower Male)	50	.42
= PGLNL200	6 42367 09663 2	2-1/2"	0-200 psi	2#	1/4" NPT NL Brass - (Lower Male)	50	.42
= PGLNL300	6 42367 09664 9	2-1/2"	0-300 psi	5#	1/4" NPT NL Brass - (Lower Male)	50	.42
= PGLNL600	6 42367 43322 2	2-1/2"	0-600 psi	10#	1/4" NPT NL Brass - (Lower Male)	50	.40

No-Lead Liquid Filled Pressure Gauges - 300 Series Stainless Steel Case - Back Mount

PGLBNL25100

Order No.	UPC Bar Code (Qty. 1)	Dial Size Inches	Pressure Range	PSI Increments	Connection	Master Ctn. Qty.	Wt. Each Lbs.
* = PGLBNL25100	6 42367 41373 6	2-1/2"	0-100 psi	2#	1/4" NPT NL Brass - (Back Mount)	50	.40
* = PGLBNL25200	6 42367 41400 9	2-1/2"	0-200 psi	4#	1/4" NPT NL Brass - (Back Mount)	50	.45
* = PGLBNL25300	6 42367 43249 2	2-1/2"	0-300 psi	5#	1/4" NPT NL Brass - (Back Mount)	50	.45

Stainless Steel Connection Liquid Filled Pressure Gauges - 304 Stainless Steel Case

PGLSSNL100

Order No.	UPC Bar Code (Qty. 1)	Dial Size Inches	Pressure Range	PSI Increments	Connection	Master Ctn. Qty.	Wt. Each Lbs.
= PGLSSNL30	6 42367 43222 5	2-1/2"	0-30 psi	1/2#	1/4" MIP Stainless Steel-(Lower Male)	50	.43
= PGLSSNL100	6 42367 43223 2	2-1/2"	0-100 psi	2#	1/4" MIP Stainless Steel-(Lower Male)	50	.43
= PGLSSNL160	6 42367 43224 9	2-1/2"	0-160 psi	4#	1/4" MIP Stainless Steel-(Lower Male)	50	.43
* = PGLBSSNL100	6 42367 43225 6	2-1/2"	0-100 psi	2#	1/4" MIP Stainless Steel-(Back Mount)	50	.43

Form No. 2128.10

No-Lead

❖ CA. Certified

MERRILL MANUFACTURING

LISTED

6

PRESSURE SWITCHES

Quality Benefits

- Individually boxed
- Captive nut on NEMA 1 switch cover
- Pressure switch pipe connection 1/4" female NPT
- Adjustment instructions are inside top cover
- Contact points open on cut-out pressure - switch off
- Points close on cut-in or pressure drop - switch on
- Each turn of the adjustment screw = 2 PSI
- **Custom molded name on cover available with orders of 500 minimum**

Low Water Cut-Off Benefits

- Shuts off at approximately 10 psi below cut-in pressure
- Auto start - manual start or off lever

Two Pole Electrical Ratings

Voltage	Single Phase AC	Polyphase AC
115	1-1/2 HP	2 HP
230	2 HP	3 HP

No Lead Pressure Switches

Order No.	UPC Bar Code (Qty. 1)	Preset On (PSI)	Preset Off (PSI)	Ctn. Qty.	Approx. Wt./Lbs.
❖**MPS2040**	6 42367 09067 8	ON @ 20 psi (138 kPa)	OFF @ 40 psi (276 kPa)	50	0.96
❖**MPS3050**	6 42367 09068 5	ON @ 30 psi (207 kPa)	OFF @ 50 psi (345 kPa)	50	0.96
❖**MPS4060**	6 42367 09069 2	ON @ 40 psi (276 kPa)	OFF @ 60 psi (414 kPa)	50	0.96
❖**MPS5070**	6 42367 12559 2	ON @ 50 psi (345 kPa)	OFF @ 70 psi (483 kPa)	50	0.96
Pressure Switches with Pulsation Plug on Inlet					
❖**MPSP2040**	6 42367 09592 5	ON @ 20 psi (138 kPa)	OFF @ 40 psi (276 kPa)	50	0.96
❖**MPSP3050**	6 42367 09593 2	ON @ 30 psi (207 kPa)	OFF @ 50 psi (345 kPa)	50	0.96
❖**MPSP4060**	6 42367 09594 9	ON @ 40 psi (276 kPa)	OFF @ 60 psi (414 kPa)	50	0.96
Pressure Switches with Manual Lever					
❖**MPSM12040**	6 42367 42217 2	ON @ 20 psi (138 kPa)	OFF @ 40 psi (276 kPa)	50	1.0
❖**MPSM13050**	6 42367 12375 8	ON @ 30 psi (207 kPa)	OFF @ 50 psi (345 kPa)	50	1.0
❖**MPSM14060**	6 42367 12376 5	ON @ 40 psi (276 kPa)	OFF @ 60 psi (414 kPa)	50	1.0
Low Water Cut-Off Pressure Switch - Manual Lever - Auto Cut Off					
❖**MPSM42040**	6 42367 42392 6	ON @ 20 psi (138 kPa)	OFF @ 40 psi (276 kPa)	50	1.0
❖**MPSM43050**	6 42367 09582 6	ON @ 30 psi (207 kPa)	OFF @ 50 psi (345 kPa)	50	1.0
❖**MPSM44060**	6 42367 12341 3	ON @ 40 psi (276 kPa)	OFF @ 60 psi (414 kPa)	50	1.0
❖**MPSM45070**	6 42367 12339 0	ON @ 50 psi (345 kPa)	OFF @ 70 psi (483 kPa)	50	1.0

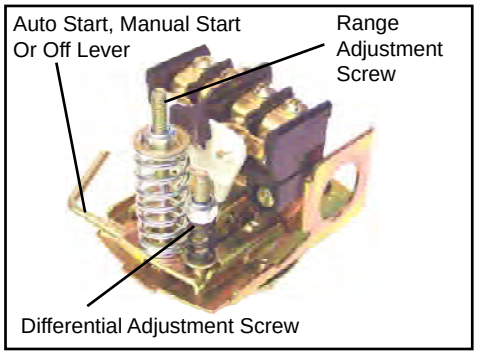



NOTE: Factory set pressure range settings are +/- 8 psi. A mechanical pressure switch factory set can not be more accurate and field adjustments may be needed. (This is not a defect). The maximum operating pressure of pump and system the switch is to be used with, must be a minimum of 12 psi above the switch shut off setting. Use of this switch outside of the noted parameters will not be warranted. **NOTE: Pressure switches overheated or burned up inside due to rapid cycling will not be warranted.**

Pulsation Plug - Fits inside 1/4" switch pipe connection

Order No.	UPC Bar Code (Qty. 1)	Description	Approx. Wt./Lbs.
PP25	6 42367 43677 3	Nylon Pulsation Plug	.01

PP25

1/4" NPT Swivel Union - No need to spin switch case

Order No.	UPC Bar Code (Qty. 1)	Female x Male	Description	Ctn. Qty.	Approx. Wt./Lbs.
MPS25UTS	6 42367 12138 9	1/4" NPT x 1/4" NPT	Stop Turn Screw	1	0.15

MPS25UTS

WARNING: This product meets Federal USA Drinking Water requirements but has not been specifically tested or approved as no-lead in the State of California.

Form No. 2034.23

6

U.S. Patent #
D 881,817 and
D 949,795

MERRILL MANUFACTURING

2HP

LEAD
No-Lead

HEAVY-DUTY (Build) STANDARD PRESSURE SWITCHES

Merrill Quality Benefits

1) Rated at 240 volt - 2HP
2) Heavy fiber board bracket for movement of contacts - stronger and withstands more heat
3) Extra large silver contacts for longer service life
4) Heavy brass wire connections with stainless set screws inside brass tube - can hold No. 8 wire
5) Hex stainless steel screws
6) Hex wrench included and storable inside the base of the switch
7) Pressure switch connection - Std. 1/4" female NPT
8) Individually boxed - captive nut on NEMA1 switch cover
9) Adjustment instructions for switch inside top cover

Heavy-Duty (Build) Standard Pressure Switches

Order No.	UPC Bar Code (Qty.1)	Preset On (psi)	Preset Off (psi)	Ctn. Qty.	Approx. Wt./Lbs.
MPSHD2040	6 42367 43931 6	On @ 20psi (138 kPa)	Off @ 40psi (276 kPa)	1	0.90
MPSHD3050	6 42367 12997 2	On @ 30psi (207 kPa)	Off @ 50psi (345 kPa)	1	0.90
MPSHD4060	6 42367 11780 1	On @ 40psi (276 kPa)	Off @ 60psi (414 kPa)	1	0.90
MPSHD6080	6 42367 11708 5	On @ 60psi (414 kPa)	Off @ 80psi (552 kPa)	1	0.90
Low Water Cut-Off Pressure Switches - Manual Lever - Auto Cut Off					
MPSHDM43050	6 42367 45422 7	On @ 30psi (207 kPa)	Off @ 50psi (345 kPa)	1	0.90
MPSHDM44060	6 42367 45423 4	On @ 40psi (276 kPa)	Off @ 60psi (414 kPa)	1	0.90

Heavy fiberboard bracket for movement of contacts - stronger - withstands more heat



Extra large silver contacts for longer service life

Heavy brass wire connections with stainless steel set screws inside brass tube - can hold No. 8 wire

Hex stainless steel screws



Hex wrench included and storable inside the base of the switch

Two Pole Electrical Ratings

Voltage	Single Phase AC	Polyphase AC
115	1-1/2 HP	2 HP
230	2 HP	3 HP

LEAD

WARNING: This product meets Federal USA Drinking Water requirements but has not been specifically tested or approved as no-lead in the State of California.

Form No. 2152.8

No-Lead

5HP

MERRILL MANUFACTURING

Control Switch U.S. Patent # 10,197,051

6

EXTRA HEAVY-DUTY PRESSURE SWITCHES

Quality Benefits

1 2

1) Extra heavy-duty pressure switch in all parts Merrill - 3 lbs. vs. Competitor 2 lbs.

2) Switch extra large case for easy wiring Merrill 5.75" x 5.3" (30.5 sq. in.) vs. Competitor 3.7" x 3.4" (12.6 sq. in.) NEMA 1 case rating

3) Heavy brass wire connections (hold No. 4 wire) with set screws inside brass tube - wires will not slip off screw

3

4

4) 3/4" conduit size knock outs for heavy wire (4 places) **NEW** Extra Tall Model (MPSXHDT) - 1" Knock Out

5) Adjustment instructions for switch inside top cover

5

6) Contacts open (switch off) at cut-off pressure Points close (switch on) at cut-in or pressure drop

7) Heavy fiber board bracket for movement of contacts much stronger and more heat resistant

7

8) Extra large silver contact for longer service life

9) Individually boxed - captive nut on switch cover

8

10) 1/4" swivel union so switch case does not need to pivot to install (set screw to stop swivel)

11) Raised grounding lug for easy connection - holds two wires

12) **NEW** Extra Tall Model (MPSXHDT) more room for heavy wires (double height) - 6" Tall

10

12

11

Extra Heavy-Duty Pressure Switches

Order No.	UPC Bar Code (Qty.1)	Preset On (psi)	Preset Off (psi)	Ctn. Qty.	Approx. Wt./Lbs.
MPSXHD3050	6 42367 43618 6	On @ 30psi	Off @ 50psi	1	3.0
MPSXHD4060	6 42367 43334 5	On @ 40psi	Off @ 60psi	1	3.0
MPSXHD6080	6 42367 43335 2	On @ 60psi	Off @ 80psi	1	3.0
MPSXHD80100	6 42367 43628 5	On @ 80psi	Off @ 100psi	1	3.0

Extra Tall Heavy-Duty Pressure Switches with Extra Tall Cover and Extra Large 1" Knock Out Hole

MPSXHDT4060	6 42367 44402 0	On @ 40psi	Off @ 60psi	1	3.3
MPSXHDT6080	6 42367 44403 7	On @ 60psi	Off @ 80psi	1	3.3

Heavy-Duty Switch Ratings

- 240 volt single phase 3 HP Pump
- 240/600 volt three phase 5 HP Pump

Heavy-Duty Electrical Ratings

Voltage	Single Phase AC	Polyphase AC
115	1/2 HP to 2 HP	3 HP
230	1/2 HP to 3 HP	5 HP
460-600	5 HP	5 HP

WARNING: This product meets Federal USA Drinking Water requirements but has not been specifically tested or approved as no-lead in the State of California.

Form No. 2152.12

6

U.S. Patent #
10,197,051
Canadian Patent #
2,922,833

MERRILL MANUFACTURING

LEAD
No-Lead

MCSHD CONTROL SWITCHES

1/2HP and 3/4HP - 3 Wire Pumps (wired example)



NOTE: This photo included inside each control switch

1HP, 1-1/2HP, 2HP, 3HP, 5HP (with circuit reset) 3 Wire Pumps (wired example)

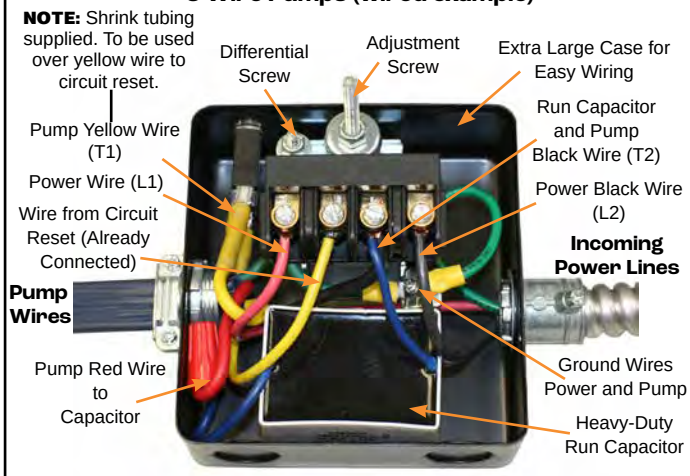

NOTE: This photo included inside each control switch

Heavy-Duty Control Switches (230 volt)

Order No.	UPC Bar Code (Qty.1)	Motor HP	Preset On (psi)	Preset Off (psi)	Run Capacitor	Approx. Wt./Lbs.
MCSHD.53050	6 42367 44223 1	1/2	On @ 30psi	Off @ 50psi	20	3.2
MCSHD.54060	6 42367 43326 0	1/2	On @ 40psi	Off @ 60psi	20	3.2
MCSHD.56080	6 42367 43327 7	1/2	On @ 60psi	Off @ 80psi	20	3.2
MCSHD.753050	6 42367 44225 5	3/4	On @ 30psi	Off @ 50psi	25	3.3
MCSHD.754060	6 42367 43328 4	3/4	On @ 40psi	Off @ 60psi	25	3.3
MCSHD.756080	6 42367 43329 1	3/4	On @ 60psi	Off @ 80psi	25	3.3
* MCSHD1.3050	6 42367 44226 2	1 to 1-1/2	On @ 30psi	Off @ 50psi	40	3.4
* MCSHD1.4060	6 42367 43330 7	1 to 1-1/2	On @ 40psi	Off @ 60psi	40	3.4
* MCSHD1.6080	6 42367 43331 4	1 to 1-1/2	On @ 60psi	Off @ 80psi	40	3.4
* MCSHD2.3050	642367 44227 9	2	On @ 30psi	Off @ 50psi	60	3.5
* MCSHD2.4060	6 42367 43674 2	2	On @ 40psi	Off @ 60psi	60	3.5
* MCSHD2.6080	6 42367 44204 0	2	On @ 60psi	Off @ 80psi	60	3.5
Extra Tall Cover Switch Supplied with 3HP and 5HP						
* MCSHDT3.4060	6 42367 44413 6	3	On @ 40psi	Off @ 60psi	80	4.2
* MCSHDT3.6080	6 42367 44414 3	3	On @ 60psi	Off @ 80psi	80	4.2
* MCSHDT5.4060	6 42367 44415 0	5	On @ 40psi	Off @ 60psi	120	4.3
* MCSHDT5.6080	6 42367 44416 7	5	On @ 60psi	Off @ 80psi	120	4.3
* Includes circuit reset inside pressure switch for 1 HP, 1-1/2 HP, 2 HP, 3 HP and 5 HP						

Heavy-Duty Control Switches (115 volt)

Order No.	UPC Bar Code (Qty.1)	Motor HP	Preset On (psi)	Preset Off (psi)	Run Capacitor	Approx. Wt./Lbs.
MCSHD3050	6 42367 44228 6	1/2	On @ 30psi	Off @ 50psi	40	3.2
MCSHD4060	6 42367 43424 3	1/2	On @ 40psi	Off @ 60psi	40	3.2
MCSHD6080	6 42367 43425 0	1/2	On @ 60psi	Off @ 80psi	40	3.2

WARNING: This product meets Federal USA Drinking Water requirements but has not been specifically tested or approved as no-lead in the State of California.

Form No. 2153.9

No-Lead

MERRILL MANUFACTURING

CONTROL SWITCHES



MCSHDT Extra Tall Case

Circuit Reset Button



35A Reset Button

Extra Large 1" Knock Out Hole

Heavy-Duty Control Switch Parts

Order No.	UPC Bar Code (Qty. 1)	Description	Approx. Wt./Lbs.
AMCAP	6 42367 43080 1	1/2 HP Capacitor	0.18
AMCAP25	6 42367 43283 6	3/4 HP Capacitor	0.20
AMCAP40	6 42367 43284 3	1 and 1-1/2 HP Capacitor Also 1/2 HP (115 Volt)	0.30
AMCAP50	6 42367 43542 4	1 HP Capacitor (Deep Set)	0.37
AMCAP60	6 42367 43543 1	2 HP Capacitor	0.41
AMCAP70	6 42367 43544 8	2 HP Capacitor (Deep Set)	0.50
AMCAP80	6 42367 44161 6	3 HP Capacitor	0.60
AMCAP120	6 42367 44162 3	5 HP Capacitor	0.70
MPS1140G	6 42367 43206 5	Thermal Reset (15 AMP) 1-1/2HP	0.02
MPSRESET20A	6 42367 44297 2	Thermal Reset (20 AMP) 2HP	0.02
MPSRESET25A	6 42367 43708 4	Thermal Reset (25 AMP) 3HP	0.02
MPSRESET35A	6 42367 43709 1	Thermal Reset (35 AMP) 5HP	0.02

AMCAP AMCAP25 AMCAP40 AMCAP50 AMCAP60 AMCAP70 AMCAP80 AMCAP120

1/4" NPT Swivel Union
No need to spin switch case

Included on Switch Inlet

WARNING: This product meets Federal USA Drinking Water requirements but has not been specifically tested or approved as no-lead in the State of California.

Form No. 2153.7

6

MERRILL MANUFACTURING

CONTROL SWITCHES

U.S. Patent #
10,197,051
Canadian Patent #
2,922,833

Proven Better Way Vs. Traditional Control Box

Save Time - Less Work - Lower Cost



H.D. Pressure Switch Control Box Into One

Merrill Control Switch

1) **Extra heavy duty pressure switch on page 110**
2) **Includes heavy-duty run capacitor** - replaces the extra traditional parts in a control box - relay and start capacitor
   - ★ Merrill run capacitor is sized to start the motor and continues to help run the motor - reduces motor amp. draw by 10+%
   - ★ Merrill run capacitor easily changeable for larger HP
3) **Circuit reset button** included for 1 HP and larger
4) **Fully wired color photo included** with each control switch to make it easy

Instruction for cross reference of **WIRE COLORS** for USA Domestic/60 HZ. Motors and Foreign/50 HZ. Motors (European or Asian color codes)

How To Be Wired to Merrill Control Switch

	Motor Wire Colors USA Domestic/60HZ.	Motor Wire Colors Foreign/50HZ.
Start windings	**RED**	= **BROWN**
Main windings	**BLACK**	= **YELLOW**
Line Wire	**YELLOW**	= **BLUE** or **GRAY**
Ground	**GREEN**	= **GREEN** with YELLOW STRIP

Wire colors for 3 wire motors single phase (60 or 50 HZ) - 115 or 230 volt

Wires Incoming Power		Wires To USA Pump Motor	
RED	L1 Pressure Switch	**RED**	Red wire nut on capacitor wire
BLACK	L2 Pressure Switch	**BLACK**	M2 with Blue capacitor wire
GREEN	Grounding lug of Switch	**YELLOW**	M1 (1/2 and 3/4 HP) Pressure Switch or (1 and 1-1/2 HP) Yellow crimp terminal on circuit overload reset that is already wire, to M1 on pressure switch
		GREEN	Ground lug of Switch

Merrill Control Switch has Run the Motors for the Below List of Pump Companies

Company	From	Company	From	Company	From
A.Y. McDonald	USA	Goulds Water Technology, a Xylem Brand	USA	Stairs Industrial Co. Ltd.	Asia
AA Rotating Apparatus Corp.(Aurora Motors)	USA	Grundfos	USA	Submersibles and Electric Inc.	USA
ABB, Inc.	USA	Hitachi America, Ltd.	USA	Sumoto Srl	Europe
Alstra Industries	USA	Hydroflo Pumps USA, Inc.	USA	SunPumps Inc. (Solar)	USA
American West Windmill & Solar	USA	Karlington	USA	Teco-Westinghouse	USA
American-Marsh Pumps	USA	National Pump Company	USA	Unitra, Inc.	USA
BMR USA Inc.	USA	Nidec Motor Corporation	USA	Vansan Makina San ve Tic A.S.	Europe
C.R.I. Pumps (PVT) Ltd.	Asia	Pentair Flow Technologies	USA	Varuna Pumps	Asia
Central Water Pump Inc.	USA	Rentzel Energy Equipment Co. (RPM)	USA	Weber Industries Inc. (Webtrol Pumps)	USA
DAB Pumps, Inc.	USA	Robbco Pumps	USA	Well Pumps S.A.	Europe
Flint & Walling	USA	Ruhrpumpen	USA	Wellmate and American Plumber by Pentair	USA
Flowserve	USA	SME-USA Inc.	USA	Wilo USA LLC	Europe
Franklin Electric	USA	Shakti Pumps USA LLC	Asia	Wolf Pump	USA
GenPro Energy Solutions (Solar)	USA	Solar Power & Pump Company (Solar)	USA	Yaskawa America Inc.	Asia

Form No. 2153.5

No-Lead

MERRILL MANUFACTURING

c UL us LISTED

6

(Sq.D®)TELEMECANIQUE SENSORS PRESSURE SWITCHES

Quality Benefits

- Class 9013
- Diaphragm Actuated
- Standard Action: Contacts Open on Rising Pressure
- Connection: 1/4" NPSF Internal
- Individually Boxed

Type FSG and FYG

Type GSG and GHG

Type DG

9013 FSG Two Pole Electrical Ratings

Voltage	Single Phase AC	Polyphase AC	Control Circuit Rating	DC
115	1-1/2 HP	2 HP	A600	1/4 HP*
230	2 HP	3 HP	A600	1/4 HP*
32			A600	1/4 HP*

* DC rating does not apply to Form M4

9013 FYG Two Pole Electrical Ratings

Voltage	Single Phase AC	Polyphase AC	Control Circuit Rating	DC
115	2 HP	3 HP	A600	1/2 HP*+
230	3 HP	5 HP	A600	1/2 HP*+
32			A600	1/4 HP*

* DC rating does not apply to Form M4

+ 1/4 HP with Form M1

9013 GSG & GHG Two Pole Electrical Ratings

Voltage	Single Phase AC	Polyphase AC	Control Circuit Rating	DC
115	2 HP	3 HP	A600	1 HP
230	3 HP	5 HP	A600	1 HP
460-575	5 HP	5 HP	A600	
32			A600	1/2 HP

Switch for Pumping Applications

Order No.	UPC Bar Code (Qty. 1)	Preset Settings (PSI)	Cut Out Range PSI	Approx. Adjustable Differential (PSI)	Approx. Wt./Lbs.
FSG220	7 85901 55924 5	20/40	20-65	15-30	0.85
FSG230	7 85901 07721 3	30/50	20-65	15-30	0.85
FSG240	7 85901 55930 6	40/60	20-65	15-30	0.85
+ FSG2M120	7 85901 56237 5	20/40	20-65	15-30	0.90
+ FSG2M130	7 85901 20951 5	30/50	20-65	15-30	0.90
* FSG2P20	7 85901 55932 0	20/40	20-65	15-30	0.85
* FSG2P30	7 85901 56109 5	30/50	20-65	15-30	0.85
* FSG2P40	7 85901 56110 1	40/60	20-65	15-30	0.85
● FSG2M420	7 85901 56238 2	20/40	34-65	15-30	0.90
● FSG2M430	7 85901 06618 7	30/50	34-65	15-30	0.90
● FSG2M440	7 85901 45868 5	40/60	34-65	15-30	0.90
FYG220	7 85901 55956 6	20/40	25-80	20-30	0.85
FYG230	7 85901 20958 4	30/50	25-80	20-30	0.85
● FYG2M420	7 85901 96208 3	20/40	39-80	20-30	0.95
● FYG2M430	7 85901 39907 0	30/50	39-80	20-30	0.95

+ Includes manual cut-out lever - Form M1 ● Includes low pressure cut-off - Form M4

* Includes Pulsation Plug - Form P

Switch for Heavy Duty Pumps & Air Compressors

Order No.	UPC Bar Code (Qty. 1)	Preset Settings (PSI)	Cut Out Range PSI	Approx. Adjustable Differential (PSI)	Approx. Wt./Lbs.
GSG230	7 85901 31977 1	30/50	20-80	15-30	2.00
GSG240	7 85901 56002 9	40/60	20-80	15-30	2.00
GHG260	7 85901 56022 7	60/80	65-200	20-40	2.00
GHG280	7 85901 55965 8	80/100	65-200	20-40	2.00

Float Switch for Open Tank or Sump Applications

Order No.	UPC Bar Code (Qty. 1)	Force Up to Trip	Force Down to Trip	Wt. Supported w/Compensating Spring	Approx. Wt./Lbs.
DG2	7 85901 57521 4	9 Oz.	8 Oz.	60 Lbs.	1.20
Contacts close on liquid rise					
DG2FORMR	7 85901 57643 3	8 Oz.	8 Oz.	60 Lbs.	1.20
Contacts open on liquid rise					

Plug, Collar and Rod

Order No.	UPC Bar Code (Qty. 1)	Description	Approx. Wt./Lbs.
1530S6G1	6 42367 12812 8	Nylon Pulsation Plug	.01
14SSSC	6 42367 41954 7	1/4" Stainless Steel Collar	.10
14036SSRTOE	6 42367 41952 3	36" Length x 1/4" Rod Diameter	0.9
14048SSRTOE	6 42367 41953 0	48" Length x 1/4" Rod Diameter	1.2

Pressure Switch interior showing Ground Screws. This feature standard on all Type F swithces.

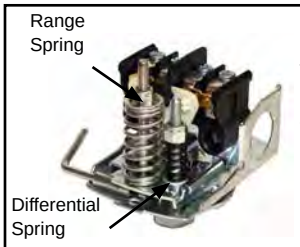

Class 9013, Type FSG Interior showing Range and Differential Springs.

WARNING: This product meets Federal USA Drinking Water requirements but has not been specifically tested or approved as no-lead in the State of California.

1/4" NPT Swivel Union - No need to spin switch case

Order No.	UPC Bar Code (Qty. 1)	Female x Male	Description	Ctn. Qty.	Approx. Wt./Lbs.
MPS25UTS	6 42367 12138 9	1/4" NPT x 1/4" NPT	Stop Turn Screw	1	0.15

Form No. 2028.16

6

MERRILL MANUFACTURING

No-Lead

SQUARE D® ELECTRICAL PANEL

c UL us LISTED

- Electrical safety switch for most pump applications
- 2 Pole and neutral lugs
- 30 AMP rating with 2 plug type fuse holders for 120 or 240 volt power supply
- NEMA 3 enclosure for outdoor applications

Square D® Electrical Panel

Order No.	UPC Bar Code (Qty. 1)	AMP Ratings	Voltage	Approx. Wt./Lbs.
D211NRB	6 42367 10888 5	30	120 or 240	4.4

WARNING: This product meets Federal USA Drinking Water requirements but has not been specifically tested or approved as no-lead in the State of California.

Form No. 2060.11

No-Lead

MERRILL MANUFACTURING

7

SPLICE KIT TUBING/CRIMP CONNECTORS

Bulk Precut Lengths Heat Shrink Tubing

Standard Black Tubing

814503

Extra Heavy Black Tubing

Standard Clear Tubing

CST383

Extra Heavy Clear Tubing

Standard Black Tubing

Order No.	UPC Bar Code (Qty. 1)	Bag Qty.	Tubing Size	Wire Sizes	Bag Wt./Lbs.
1214383.5	6 42367 00116 2	50	3/8" x 3"	#10-12-14	0.19
1214383	6 42367 00115 5	100	3/8" x 3"	#10-12-14	0.36
814503.5	6 42367 00668 6	50	1/2" x 3"	#8-10-12	0.31
814503	6 42367 00667 9	100	1/2" x 3"	#8-10-12	0.58

Extra Heavy Black Tubing

Order No.	UPC Bar Code (Qty. 1)	Bag Qty.	Tubing Size	Wire Sizes	Bag Wt./Lbs.
BSTEH5030	6 42367 00938 0	100	1/2" x 3"	#10-12-14	0.89
BSTEH5035	6 42367 00939 7	50	1/2" x 3"	#10-12-14	0.50

Standard Clear Tubing

Order No.	UPC Bar Code (Qty. 1)	Bag Qty.	Tubing Size	Wire Sizes	Bag Wt./Lbs.
CST383	6 42367 01038 6	100	3/8" x 3"	#10-12-14	0.52
CST383.5	6 42367 01039 3	50	3/8" x 3"	#10-12-14	0.27
CST503	6 42367 01041 6	100	1/2" x 3"	#8-10-12	0.59
CST503.5	6 42367 01042 3	50	1/2" x 3"	#8-10-12	0.31

Extra Heavy Clear Tubing

Order No.	UPC Bar Code (Qty. 1)	Bag Qty.	Tubing Size	Wire Sizes	Bag Wt./Lbs.
CSTEH5030	6 42367 06027 5	100	1/2" x 3"	#10-12-14	0.87
CSTEH5035	6 42367 06028 2	50	1/2" x 3"	#10-12-14	0.44

Crimp Connectors

1014 Crimp Connector

SK825

SK825 Crimp Connector

Crimp Connectors - Seamless and Center Stop

Order No.	UPC Bar Code (Qty. 1)	Bag Qty.	Wire Sizes	Bag Wt./Lbs.
1014.5	6 42367 00068 4	50	#10-12-14	0.29
1014	6 42367 00067 7	100	#10-12-14	0.50
SK825	6 42367 02438 3	25	#8	0.21
SK8100	6 42367 43197 6	100	#8	0.84
SK612	6 42367 02436 9	12	#6	0.22
SK6100	6 42367 43198 3	100	#6	0.88
SK406	6 42367 02434 5	6	#4	0.16
SK4100	6 42367 43199 0	100	#4	0.64
SK206	6 42367 02433 8	6	#2	0.26

Multi-Size Wire Connectors

Order No.	UPC Bar Code (Qty. 1)	Wire Sizes	Qty. of Connectors	Allen Wrenches	Shrink Sleeves	Approx. Wt./Lbs.
MWC04124	6 42367 43430 4	(#4 or #6) to (#10 or #12)	4	2MM and 4MM	(4) 3/4" (4) 3/8"	0.3
MWC04084	6 42367 43538 7	(#4 or #6) to (#8, #10, #12 or #14)	4	2MM and 4MM	(4) 3/4" (4) 3/8"	0.3
MWC04121	6 42367 43577 6	(#4 or #6) to (#10 or #12)	1	2MM and 4MM	(1) 3/4" (1) 3/8"	0.1
MWC04081	6 42367 43578 3	(#4 or #6) to (#8, #10, #12 or #14)	1	2MM and 4MM	(1) 3/4" (1) 3/8"	0.1
MWC0BODY	6 42367 43579 0	Nickel Plated Body **Only**	1	with Set Screws and Wrenches(2MM & 4MM)		0.05

- Heavy brass nickel plated body
- Two set screws to hold wires
- Allen (hex) wrenches for set screws included 2MM (or 5/64") and 4MM (or 5/32")
- Two heat shrink sleeves included for each
  (3/4" ID for large wire end)
  (3/8" ID for small wire end)

WARNING: This product meets Federal USA Drinking Water requirements but has not been specifically tested or approved as no-lead in the State of California.

Form No. 2030.22

MERRILL MANUFACTURING

No-Lead

CLEAR SHRINK TUBE SPLICE KITS

Merrill Quality Feature

Inside Adhesive Bonds To Wire
Shrink tube bonds to splice and can not be slid down off splice like some competitors' shrink tubing.

Merrill Tubes Have Adhesive Not Just Sealant
The correct quantity of **adhesive** you need, not just a glob of sealant at the end of the tube like others.

Merrill's Clear Tubing
Allows visual inspection during and after installation plus bonds to wire.

Extra Heavy Wall Thickness
For those installations or contractors that require an extra heavy shrink tube.

CSK503


CSK38312

CSKEH5032

CSKEH50344

Customized Splice Kits

Available with Distributor Name or Logo and Distributor Part Number (No extra cost).

12 Pack Zipper Seal Package
Available in Standard Black, Extra Heavy Black, Standard Clear and Extra Heavy Clear Heat Shrink Tubing.
A popular package with contractors.

Tubing Seals Underwater/Underground Electrical Splices

Standard Clear Tubing Kits

Order No.	UPC Bar Code (Qty. 1)	Tube Qty.	Tubing Size	Crimp Qty.	Crimp Conn.	Wire Sizes	Approx. Wt./Lbs.
CSK3832	6 42367 01030 0	2	3/8" x 3"	2	1014	#10-12-14	0.03
CSKC3832	6 42367 04298 1	2	3/8" x 3"	3	1014	#10-12-14	0.03
CSK383	6 42367 01029 4	3	3/8" x 3"	3	1014	#10-12-14	0.04
* CSK3834	6 42367 01031 7	3	3/8" x 3"	4	1014	#10-12-14	0.04
* CSK38344	6 42367 04285 1	4	3/8" x 3"	4	1014	#10-12-14	0.05
CSK38312	6 42367 04286 8	12	3/8" x 3"	12	1014	#10-12-14	0.14
CSK50310	6 42367 03341 5	3	1/2" x 3"	3	1014	#10-12-14	0.04
* CSK503104	6 42367 04288 2	4	1/2" x 3"	4	1014	#10-12-14	0.05
CSK50312	6 42367 04287 5	12	1/2" x 3"	12	1014	#10-12-14	0.14
CSK5032	6 42367 01033 1	2	1/2" x 3"	2	8	#8-10	0.04
CSK503	6 42367 01032 4	3	1/2" x 3"	3	8	#8-10	0.04
* CSK5034	6 42367 01034 8	3	1/2" x 3"	4	8	#8-10	0.06
* CSK50344	6 42367 04247 9	4	1/2" x 3"	4	8	#8-10	0.07
CSK7542	6 42367 04289 9	2	3/4" x 4"	2	6	#6-8	0.07
CSK754	6 42367 04290 5	3	3/4" x 4"	3	6	#6-8	0.10
* CSK7544	6 42367 04291 2	3	3/4" x 4"	4	6	#6-8	0.11
* CSK75444	6 42367 04292 9	4	3/4" x 4"	4	6	#6-8	0.13

*** New Splice Kits for 4 Wire NEC Code for Submersible Pump Motors.**

Extra Heavy Clear Tubing Kits

Order No.	UPC Bar Code (Qty. 1)	Tube Qty.	Tubing Size	Crimp Qty.	Crimp Conn.	Wire Sizes	Approx. Wt./Lbs.
CSKEH5032	6 42367 06017 6	2	1/2" x 3"	2	1014	#10-12-14	0.03
* CSKEH5034	6 42367 06019 0	3	1/2" x 3"	4	1014	#10-12-14	0.05
* CSKEH50344	6 42367 06020 6	4	1/2" x 3"	4	1014	#10-12-14	0.06
CSKEH50312	6 42367 06021 3	12	1/2" x 3"	12	1014	#10-12-14	0.18
CSKEH50338	6 42367 06022 0	3	1/2" x 3"	3	8	#8	0.05
* CSKEH50348	6 42367 06023 7	4	1/2" x 3"	4	8	#8	0.06
* CSKEH754446	6 42367 06567 6	4	3/4" x 4"	4	6	#6-8	0.16
* CSKEH754444	6 42367 06566 9	4	3/4" x 4"	4	4	#4	0.20

*** New Splice Kits for 4 Wire NEC Code for Submersible Pump Motors.**

Standard Clear Tubing - Bulk Lengths

Order No.	UPC Bar Code (Qty. 1)	Tubing Diameter & Length	Wire Sizes	Approx. Wt./Lbs.
CST3802	6 42367 01037 9	3/8" x 24"	#10-12-14	0.03
CST5002	6 42367 01040 9	1/2" x 24"	#8-10-12	0.05
CST7502	6 42367 04295 0	3/4" x 24"	#6-8	0.07

Extra Heavy Clear Tubing - Bulk Lengths

Order No.	UPC Bar Code (Qty. 1)	Tubing Diameter & Length	Wire Sizes	Approx. Wt./Lbs.
CSTEH5002	6 42367 06024 4	1/2" x 24"	#10-12-14	0.07
CSTEH7502	6 42367 06025 1	3/4" x 24"	#4-6	0.10

WARNING: This product meets Federal USA Drinking Water requirements but has not been specifically tested or approved as no-lead in the State of California.

Form No. 2030.19

No-Lead

MERRILL MANUFACTURING

7

ECONOMY CLEAR SHRINK TUBE SPLICE KITS

Merrill Quality Features

Inside Adhesive Bonds To Wire
Shrink tube bonds to splice and can not be slid down off splice like some competitors' shrink tubing.

Merrill Tubes Have Adhesive Not Just Sealant
The correct quantity of **adhesive** you need, not just a glob of sealant at the end of the tube like others.

Merrill's Clear Tubing
Allows visual inspection during and after installation plus bonds to wire.

Extra Heavy Wall Thickness
For those installations or contractors that require an extra heavy shrink tube.

ICSK5032

ICSK50312

Standard Clear Tubing

ICSKEH5034

ICSKEH50312

Extra Heavy Clear Tubing

* New Splice Kits for the 4 Wire NEC Code for Submersible Pump Motors.

WARNING: This product meets Federal USA Drinking Water requirements but has not been specifically tested or approved as no-lead in the State of California.

Economy Standard Clear Tubing Kits

Order No.	UPC Bar Code (Qty. 1)	Tube Qty.	Tubing Size	Crimp Qty.	Crimp Conn.	Wire Sizes	Approx. Wt./Lbs.
ICSK3832	6 42367 11172 4	2	3/8" x 3"	2	1014	#10-12-14	0.03
ICSKC3832	6 42367 11173 1	2	3/8" x 3"	3	1014	#10-12-14	0.03
ICSK383	6 42367 11174 8	3	3/8" x 3"	3	1014	#10-12-14	0.04
* ICSK3834	6 42367 11175 5	3	3/8" x 3"	4	1014	#10-12-14	0.04
* ICSK38344	6 42367 11176 2	4	3/8" x 3"	4	1014	#10-12-14	0.05
ICSK38312	6 42367 11177 9	12	3/8" x 3"	12	1014	#10-12-14	0.14
ICSK50310	6 42367 11178 6	3	1/2" x 3"	3	1014	#10-12-14	0.05
* ICSK503104	6 42367 11179 3	4	1/2" x 3"	4	1014	#10-12-14	0.05
ICSK50312	6 42367 11180 9	12	1/2" x 3"	12	1014	#10-12-14	0.14
ICSK5032	6 42367 11181 6	2	1/2" x 3"	2	8	#8-10	0.04
ICSK503	6 42367 11182 3	3	1/2" x 3"	3	8	#8-10	0.04
* ICSK5034	6 42367 11183 0	3	1/2" x 3"	4	8	#8-10	0.06
* ICSK50344	6 42367 11184 7	4	1/2" x 3"	4	8	#8-10	0.07
ICSK7542	6 42367 11185 4	2	3/4" x 4"	2	6	#6-8	0.07
ICSK754	6 42367 11186 1	3	3/4" x 4"	3	6	#6-8	0.10
* ICSK7544	6 42367 11187 8	3	3/4" x 4"	4	6	#6-8	0.11
* ICSK75444	6 42367 11188 5	4	3/4" x 4"	4	6	#6-8	0.13

Economy Extra Heavy Clear Tubing Kits

Order No.	UPC Bar Code (Qty. 1)	Tube Qty.	Tubing Size	Crimp Qty.	Crimp Conn.	Wire Sizes	Approx. Wt./Lbs.
ICSKEH5032	6 42367 11190 8	2	1/2" x 3"	2	1014	#10-12-14	0.03
ICSKEH5033	6 42367 11191 5	3	1/2" x 3"	3	1014	#10-12-14	0.04
* ICSKEH5034	6 42367 11192 2	3	1/2" x 3"	4	1014	#10-12-14	0.05
* ICSKEH50344	6 42367 11193 9	4	1/2" x 3"	4	1014	#10-12-14	0.06
ICSKEH50312	6 42367 11194 6	12	1/2" x 3"	12	1014	#10-12-14	0.18
ICSKEH50338	6 42367 11195 3	3	1/2" x 3"	3	8	#8	0.05
* ICSKEH50348	6 42367 11196 0	4	1/2" x 3"	4	8	#8	0.06
* ICSKEH75446	6 42367 11197 7	4	1/2" x 4"	4	6	#6-8	0.16
ICSKEH75444	6 42367 11198 4	4	1/2" x 4"	4	4	#4	0.20

Economy Clear Tubing - Bulk Lengths

Order No.	UPC Bar Code (Qty. 1)	Tubing Diameter & Length	Wire Sizes	Approx. Wt./Lbs.
ICST3802	6 42367 11126 7	3/8" x 24"	#10-12-14	0.03
ICST5002	6 42367 11128 1	1/2" x 24"	#8-10-12	0.05

Economy Extra Heavy Clear Tubing - Bulk Lengths

Order No.	UPC Bar Code (Qty. 1)	Tubing Diameter & Length	Wire Sizes	Approx. Wt./Lbs.
ICSTEH5002	6 42367 11135 9	1/2" x 24"	#10-12-14	0.07

Economy Standard Clear Tubing - Pre-Cut

Order No.	UPC Bar Code (Qty. 1)	Tube Qty.	Tubing Size	Wire Sizes	Approx. Wt./Lbs.
ICST383	6 42367 11125 0	100	3/8" x 3"	#10-12-14	0.32
ICST503	6 42367 11127 4	100	1/2" x 3"	#8-10-12	0.60

Economy Extra Heavy Clear Tubing - Pre-Cut

Order No.	UPC Bar Code (Qty. 1)	Tube Qty.	Tubing Size	Wire Sizes	Approx. Wt./Lbs.
ICSTEH5030	6 42367 11134 2	100	1/2" x 3"	#10-12-14	0.88
ICSTEH5035	6 42367 11202 8	50	1/2" x 3"	#10-12-14	0.44

Clear Shrink Tubing Splice Kit

Order No.	UPC Bar Code (Qty. 1)	Kit Contains	Qty. 117 Total	Approx. Wt./Lbs.
SKBC383503	6 42367 45424 1	No. 1014 Crimp Connectors (#10-12-14 Gauge Wire)	Qty. 50	0.75
		No. 8 Crimp Connectors (#8 Gauge Wire)	Qty. 25	
		Clear 3/8" x 3" Long Shrink Sleeves	Qty. 30	
		Clear 1/2" x 3" Long Shrink Sleeves	Qty. 12	

Form No. 2111.12

MERRILL MANUFACTURING

No-Lead

BLACK SHRINK TUBE SPLICE KITS

Standard Black Tubing Kits

- Merrill tubes have adhesive and sealant inside tubes

Order No.	UPC Bar Code (Qty. 1)	Tube Qty.	Tubing Size	Crimp Qty.	Crimp Conn.	Wire Sizes	Approx. Wt./Lbs.
1214K3832	6 42367 00118 6	2	3/8" x 3"	2	1014	#10-12-14	0.02
1214KC3832	6 42367 03116 9	2	3/8" x 3"	3	1014	#10-12-14	0.03
1214K383	6 42367 00117 9	3	3/8" x 3"	3	1014	#10-12-14	0.03
* 1214K3834	6 42367 00119 3	3	3/8" x 3"	4	1014	#10-12-14	0.04
* 1214K38344	6 42367 04277 6	4	3/8" x 3"	4	1014	#10-12-14	0.04
1214K38312	6 42367 04278 3	12	3/8" x 3"	12	1014	#10-12-14	0.16
814K50310	6 42367 00675 4	3	1/2" x 3"	3	1014	#10-12-14	0.04
814K503	6 42367 00672 3	3	1/2" x 3"	3	8	#8-10	0.04
* 814K5034	6 42367 00674 7	3	1/2" x 3"	4	8	#8-10	0.05
504K08	6 42367 00330 2	3	1/2" x 4"	3	8	#8	0.06
754K06	6 42367 00648 8	3	3/4" x 4"	3	6	#6-8	0.15
* 754K064	6 42367 04281 3	4	3/4" x 4"	4	6	#6-8	0.16
* 754K044	6 42367 04282 0	4	3/4" x 4"	4	4	#4	0.19
100K02	6 42367 04187 8	3	1" x 6"	3	2	#2	0.33

* New Splice Kits for 4 Wire NEC Code for Submersible Pump Motors.

Extra Heavy Black Tubing Kits

- Merrill tubes have adhesive and sealant inside tubes

Order No.	UPC Bar Code (Qty. 1)	Tube Qty.	Tubing Size	Crimp Qty.	Crimp Conn.	Wire Sizes	Approx. Wt./Lbs.
BSKEH5032	6 42367 00934 2	2	1/2" x 3"	2	1014	#10-12-14	0.03
* BSKEH5034	6 42367 00936 6	3	1/2" x 3"	4	1014	#10-12-14	0.05
* BSKEH50344	6 42367 04221 9	4	1/2" x 3"	4	1014	#10-12-14	0.06
BSKEH50312	6 42367 04222 6	12	1/2" x 3"	12	1014	#10-12-14	0.18
BSKEH50338	6 42367 03899 1	3	1/2" x 3"	3	8	#8-10-12	0.06
* BSKEH50348	6 42367 04284 4	4	1/2" x 3"	4	8	#8-10-12	0.08
* BSKEH754446	6 42367 06205 7	4	3/4" x 4"	4	6	#6-8	0.16
* BSKEH754444	6 42367 06199 9	4	3/4" x 4"	4	4	#4-6	0.20
* BSKEH104442	6 42367 06200 2	4	1" x 4"	4	2	#2-4	0.32

* New Splice Kits for 4 Wire NEC Code for Submersible Pump Motors.

Standard Black Tubing - Bulk Lengths

Order No.	UPC Bar Code (Qty. 1)	Tubing Diameter & Length	Wire Sizes	Approx. Wt./Lbs.
3802B	6 42367 00205 3	3/8" x 24"	#10-12-14	0.03
5002B	6 42367 00310 4	1/2" x 24"	#8-10-12	0.04
7502B	6 42367 00646 4	3/4" x 24"	#4-8	0.09
10002B	6 42367 00061 5	1" x 24"	#2-4	0.11

Extra Heavy Black Tubing - Bulk Lengths

Order No.	UPC Bar Code (Qty. 1)	Tubing Diameter & Length	Wire Sizes	Approx. Wt./Lbs.
BSTEH5002	6 42367 00937 3	1/2" x 24"	#10-12-14	0.07
BSTEH7502	6 42367 03975 2	3/4" x 24"	#4-6	0.11
BSTEH10002	6 42367 04181 6	1" x 24"	#2-4	0.22

WARNING: This product meets Federal USA Drinking Water requirements but has not been specifically tested or approved as no-lead in the State of California.

Splice Kits

Content of Merrill 1214K38344 Splice Kit



(4) - 3/8" x 3" Black Shrink Tubes

(4) - 1014 Crimp Connectors

1214K383

754K044

BSKEH5032

BSKEH104442

Compression Splice Kit

Quick, economical, splice for the pump installer who must make waterproof splices. Hand tight waterproof splice can be easily achieved. The MERRILL Compression Splice Kit is available in both two, three, and four wire kits.



Order No.	UPC Bar Code (Qty. 1)	Comp. Fittings	Crimp Conn.	Wire Sizes	Bags Wt./Lbs.
MCSK2	6 42367 01881 8	2	(2)-1014	10 to 14	0.16
MCSK3	6 42367 01882 5	3	(3)-1014	10 to 14	0.24
MCSK4	6 42367 05103 7	4	(4)-1014	10 to 14	0.32

Form No. 2030.19

No-Lead

MERRILL MANUFACTURING

7

ECONOMY BLACK SHRINK TUBE SPLICE KITS

Tubing Seals
Underwater/Underground
Electrical Splices

(4) - 3/8" x 3" Black Shrink Tubes

(4) - 1014 Crimp Connectors

* New Splice Kits for the 4 Wire NEC Code for Submersible Pump Motors.

IBSK3832

IBSK754064

Standard Black Tubing

IBSKEH5033

IBSKEH50312

Extra Heavy Black Tubing

Economy Standard Black Tubing Kits

Order No.	UPC Bar Code (Qty. 1)	Tube Qty.	Tubing Size	Crimp Qty.	Crimp Conn.	Wire Sizes	Approx. Wt./Lbs.
IBSK3832	6 42367 11210 3	2	3/8" x 3"	2	1014	#10-12-14	0.02
IBSKC3832	6 42367 11211 0	2	3/8" x 3"	3	1014	#10-12-14	0.03
IBSK383	6 42367 11212 7	3	3/8" x 3"	3	1014	#10-12-14	0.03
* IBSK3834	6 42367 11213 4	3	3/8" x 3"	4	1014	#10-12-14	0.04
* IBSK38344	6 42367 11214 1	4	3/8" x 3"	4	1014	#10-12-14	0.04
IBSK38312	6 42367 11215 8	12	3/8" x 3"	12	1014	#10-12-14	0.16
IBSK503	6 42367 11218 9	3	1/2" x 3"	3	8	#8-10	0.04
* IBSK5034	6 42367 11219 6	3	1/2" x 3"	4	8	#8-10	0.05
* IBSK50344	6 42367 11220 2	4	1/2" x 3"	4	8	#8-10	0.06
IBSK50312	6 42367 11221 9	12	1/2" x 3"	12	8	#8-10	0.17
IBSK504	6 42367 11222 6	3	1/2" x 4"	3	8	#8	0.06
IBSK75406	6 42367 11223 3	3	3/4" x 4"	3	6	#6-8	0.15
* IBSK754064	6 42367 11224 0	4	3/4" x 4"	4	6	#6-8	0.16
* IBSK754044	6 42367 11226 4	4	3/4" x 4"	4	4	#4	0.19

Economy Extra Heavy Black Tubing Kits

Order No.	UPC Bar Code (Qty. 1)	Tube Qty.	Tubing Size	Crimp Qty.	Crimp Conn.	Wire Sizes	Approx. Wt./Lbs.
IBSKEH5032	6 42367 11203 5	2	1/2" x 3"	2	1014	#10-12-14	0.03
IBSKEH5033	6 42367 11204 2	3	1/2" x 3"	3	1014	#10-12-14	0.04
* IBSKEH5034	6 42367 11205 9	3	1/2" x 3"	4	1014	#10-12-14	0.05
* IBSKEH50344	6 42367 11206 6	4	1/2" x 3"	4	1014	#10-12-14	0.06
IBSKEH50312	6 42367 11207 3	12	1/2" x 3"	12	1014	#10-12-14	0.18
* IBSKEH50348	6 42367 11209 7	4	1/2" x 3"	4	8	#8-10-12	0.08

Economy Standard Black Tubing - Bulk Lengths

Order No.	UPC Bar Code (Qty. 1)	Tubing Size	Wire Sizes	Approx. Wt./Lbs.
IBST3802	6 42367 11121 2	3/8" x 24"	#10-12-14	0.03
IBST5002	6 42367 11123 6	1/2" x 24"	#8-10-12	0.04
IBST7502	6 42367 11124 3	3/4" x 24"	#4-8	0.09

Economy Extra Heavy Black Tubing - Bulk Lengths

Order No.	UPC Bar Code (Qty. 1)	Tubing Size	Wire Sizes	Approx. Wt./Lbs.
IBSTEH5002	6 42367 11133 5	1/2" x 24"	#10-12-14	0.07

Economy Standard Black Tubing - Pre-Cut

Order No.	UPC Bar Code (Qty. 1)	Tube Qty.	Tubing Size	Wire Sizes	Approx. Wt./Lbs.
IBST383.5	6 42367 11227 1	50	3/8" x 3"	#10-12-14	0.18
IBST383	6 42367 11120 5	100	3/8" x 3"	#10-12-14	0.36
IBST503	6 42367 11122 9	100	1/2" x 3"	#8-10-12	0.55

Economy Extra Heavy Black Tubing - Pre-Cut

Order No.	UPC Bar Code (Qty. 1)	Tube Qty.	Tubing Size	Wire Sizes	Approx. Wt./Lbs.
IBSTEH5030	6 42367 11132 8	100	1/2" x 3"	#10-12-14	0.94
IBSTEH5035	6 42367 11230 1	50	1/2" x 3"	#10-12-14	0.47

Black Shrink Tubing Splice Kit

Order No.	UPC Bar Code (Qty. 1)	Kit Contains	Qty. 117 Total	Approx. Wt./Lbs.
SKBB383503	6 42367 45425 8	No. 1014 Crimp Connectors (#10-12-14 Gauge Wire)	Qty. 50	0.76
		No. 8 Crimp Connectors (#8 Gauge Wire)	Qty. 25	
		Black 3/8" x 3" Long Shrink Sleeves	Qty. 30	
		Black 1/2" x 3" Long Shrink Sleeves	Qty. 12	

WARNING: This product meets Federal USA Drinking Water requirements but has not been specifically tested or approved as no-lead in the State of California.

Form No. 2111.12

MERRILL MANUFACTURING

LIGHTNING ARRESTORS

No-Lead

Economy and Heavy-Duty Models (Single or Three Phase Power - Below 300 Volt or 600 Volt Models)

LA500/LA500HV

LA5003/LA5003HV

LAT500/LAT500HV

LAT5003/LAT5003HV

LAHD550/LAHD550HV

LAHD5503/LAHD5503HV

LAHDT550/LAHDT550HV

LAHDT5503/LAHDT5503HV

- (MOV) Varistors used for positive discharge of high voltage surges
- 120 / 240 volt single phase or three phase installations
- For surges of 300 or 600 volts - high voltage directed to ground wire
- Heavy duty models have threads and nut to attach to electrical panel
- Application: Lightning arrestor can be used with a variety of enclosed motor controls.
  Including: WELL PUMP CONTROLS (2 wire or 3 wire motors)
- Location Options: 1. PRESSURE SWITCH 2. CONTROL BOX
  3. BOTH THE PRESSURE SWITCH AND CONTROL BOX (BEST)

NOTE: If only one lightning arrestor is used, the pressure switch arrestor location offers an economical water system protection.

Lightning Arrestors - below 300 volts or HV models below 600 volts

Order No.	UPC Bar Code (Qty. 1)	Wire Lead Description	Length	Approx. Wt./Lbs.
LA500	6 42367 04311 7	Economy model for single phase below 300 volt electrical connection	8"	0.1
LA5003	6 42367 07295 7	Economy model for three phase below 300 volt electrical connection	8"	0.2
LAT500	6 42367 07296 4	Economy model, **terminal lugs incl.**, for single phase below 300 volt electrical connection	8"	0.2
LAT5003	6 42367 07297 1	Economy model, **terminal lugs incl.**, for three phase below 300 volt electrical connection	8"	0.2
LAHD550	6 42367 07298 8	Heavy duty model for single phase below 300 volt electrical connection	30"	0.2
LAHD5503	6 42367 07299 5	Heavy duty model for three phase below 300 volt electrical connection	30"	0.3
LAHDT550	6 42367 07300 8	Heavy duty model, **terminal lugs incl.**, for single phase below 300 volt electrical connection	30"	0.3
LAHDT5503	6 42367 07301 5	Heavy duty model, **terminal lugs incl.**, for three phase below 300 volt electrical connection	30"	0.3
High Voltage Models - for systems below 600 volts				
LA500HV	6 42367 12598 1	Economy model for single phase below 600 volt electrical connection	8"	0.1
LA5003HV	6 42367 12599 8	Economy model for three phase below 600 volt electrical connection	8"	0.2
LAT500HV	6 42367 12600 1	Economy model, **terminal lugs incl.**, for single phase below 600 volt electrical connection	8"	0.2
LAT5003HV	6 42367 12601 8	Economy model, **terminal lugs incl.**, for three phase below 600 volt electrical connection	8"	0.2
LAHD550HV	6 42367 12602 5	Heavy duty model for single phase below 600 volt electrical connection	30"	0.2
LAHD5503HV	6 42367 12603 2	Heavy duty model for three phase below 600 volt electrical connection	30"	0.3
LAHDT550HV	6 42367 12604 9	Heavy duty model, **terminal lugs incl.**, for single phase below 600 volt electrical connection	30"	0.3
LAHDT5503HV	6 42367 12605 6	Heavy duty model, **terminal lugs incl.**, for three phase below 600 volt electrical connection	30"	0.3

Installation - 120 volt 240 volt or HV model for 480 volt system

In either pressure switches or control boxes, attach a black lead of the arrestor to each incoming power connection. Control box connections are marked “L1 and L2”. For control box installation, put the black lead wires of the lightning arrestor under the control box terminals “L1 and L2”. MERRILL & Square D[b] pressure switch connections are both marked “LINE”. The white arrestor lead is connected to the ground terminal or screw in either control box or pressure switch. Complete the installation by grounding the control box and pressure switch with No. 12 wire or larger, to the best possible earth ground. In order of preference they are as follows:

1. Well casing - metal only
2. Copper ground rod
3. Galvanized rod or pipe driven into MOIST ground at least 6 feet
4. Copper plumbing if connected to good earth ground
5. Electrical aluminum conduit if connected to good earth ground

WARNING: This product meets Federal USA Drinking Water requirements but has not been specifically tested or approved as no-lead in the State of California.

Form No. 2085.8

PUMP ACCESSORIES

STA48C / STA48CI

Deluxe Torque Arrestor

- Installed directly above submersible pump. Protects pump from starting torque damage.
- Clamps to 1" or 1-1/4" drop pipe and adjusts to fit 4" thru 8" well casing.
- Two piece construction.

* Same size torque as STA48C - imported material.

Order No.	UPC Bar Code (Qty. 1)	Description	Length	Ctn. Qty.	Approx. Wt./Lbs.
STA48C	6 42367 02736 0	All Stainless Steel	11-1/2"	20	1.5
		Clamps Included			
* STA48CI	6 42367 11016 1	All Stainless Steel	11-1/2"	20	1.5
		Clamps Included			
STA48	6 42367 02735 3	Torque Arrestor Only	11-1/2"	20	1.3
		No Clamps			

SPG501 / SPG601

Submersible Pump Guide

Order No.	UPC Bar Code (Qty. 1)	Fits Casing I.D.	Outside Dia.	Drop Pipe Size	Approx. Wt./Lbs.
SPG501	6 42367 04309 4	5-3/16" to 5-5/8"	4-3/4"	1"	0.6
SPG601	6 42367 04310 0	6"	5-3/4"	1"	0.9



CG46 / CG100

Submersible Cable Guard

- Keeps submersible wire from scraping against well casing, wire can be snapped into holder from outside or strung through openings.
- Finished in 6" size, tabs may be cut for 4" and 5" casing and can be used on 1" or 1-1/4" drop pipe.

* CG100 used for 1" pipe size only. Wrap around design.

Order No.	UPC Bar Code (Qty. 1)	Casing I.D.	Ctn. Qty.	Approx. Wt./Lbs.
CG46	6 42367 01013 3	4" - 6"	100	0.1
* CG100	6 42367 09673 1	4" - 6"	100	0.1



CT66505 / CT66507

Cable Ties

- For tying, bundling applications.

Order No.	UPC Bar Code (Qty. 1)	Pipe Size	Length	Pcs./ Pkg.	Approx. Lbs./Pkg.
CT66505	6 42367 01043 0	1/4" - 1-1/4"	8"	100	0.3
CT66507	6 42367 01044 7	1" - 3"	14-1/2"	100	0.4



SSR500T / SSR1000B

Safety Rope

- Rope on plastic spool.
- Safety–yellow color, 1/4" polypropylene rope exceeds 1000 lb. test.

Order No.	UPC Bar Code (Qty. 1)	Rope Type	Size	Footage On Spool	Approx. Lbs./Spool
SSR500T	6 42367 02733 9	Twisted	1/4"	600'	9.4
SSR1200T	6 42367 02730 8	Twisted	1/4"	1200'	16.9
SSR38600T	6 42367 10007 0	Twisted	3/8"	600'	17.0
SSR381200T	6 42367 11003 1	Twisted	3/8"	1200'	32.0
SSR500B	6 42367 02732 2	Braided	1/4"	500'	5.0
SSR1000B	6 42367 02729 2	Braided	1/4"	1000'	7.7
SSR3000B	6 42367 02731 5	Braided	1/4"	3000'	30.5
SSR516500B	6 42367 02734 6	Braided	5/16"	500'	9.0

WARNING: This product meets Federal USA Drinking Water requirements but has not been specifically tested or approved as no-lead in the State of California.

Made in USA

MERRILL MANUFACTURING

LEAD

No-Lead

WELL DRILLING LUBRICANTS

The most commonly used lube in the U.S. oil drilling industry.

Copper Lube

Copper Lube - A more reasonably priced option than Jet-Lube® Kopr-Kote®

- Better price than Kopr-Kote®
- Several container sizes available
- High quality compound, use to -49° F
- Extreme pressure additives included
- No-Lead/No-Zinc/high copper content

Order No.	UPC Bar Code (Qty. 1)	Container Size	Case Qty.	Approx. Wt./Lbs.
CLG1	6 42367 09624 3	1 gal.	1	10.0
CLG2	6 42367 09625 0	2 gal.	1	20.0
CLG5	6 42367 09626 7	5 gal.	1	50.0

Copper 31

Copper 31 - A more reasonably priced option than Jet-Lube 21®

- Better price than Jet-Lube 21®
- Several container sizes available
- High quality compound, use to +15° F
- No-Lead/No-Zinc/high copper content

Order No.	UPC Bar Code (Qty. 1)	Container Size	Case Qty.	Approx. Wt./Lbs.
C31G1	6 42367 09627 4	1 gal.	1	10.0
C31G3	6 42367 09628 1	3 gal.	1	25.0
C31G5	6 42367 09629 8	5 gal.	1	50.0

Lube Brush & Pail Opener

Lube Brush & Pail Opener

Order No.	UPC Bar Code (Qty. 1)	Item Description	Qty.	Approx. Wt./Lbs.
LB1	6 42367 09974 9	Lube Brush	1	0.4
LPO	6 42367 09975 6	Pail Opener	1	0.7

WARNING: This product meets Federal USA Drinking Water requirements but has not been specifically tested or approved as no-lead in the State of California.

Form No. 2029.12

No-Lead ❖ CA. Certified

MERRILL MANUFACTURING

7

PIPE COUPLINGS / INSERT FITTINGS FOR PUMPS

Galvanized Merchant Coupling

PVC Drop Pipe Coupling

Stainless Steel Drop Pipe Coupling

PVC Meter Coupling

Stainless Steel Coupling

Drive Coupling

MIP = Male Iron Pipe
FIP = Female Iron Pipe
SLIP = PVC Pipe Slip
Glued Connection

Male Adapter

Extra Long Male Adapter

Rope Adapter

Drop Pipe Couplings - for threaded pipe to submersible pump or other threaded pipe coupling needs

- Chamfered ends - quick, easy starting of threads
- Tapered pipe threads for positive, watertight connection

Order No.	UPC Bar Code (Qty. 1)	Pipe Size	Length Inches	Material	Ctn. Qty.	Approx. Wt./Lbs.
GDC models - Have NPS Straight Threads						
GDC100	6 42367 05400 7	1"	2"	Galvanized Merchant	25	0.4
GDC125	6 42367 05401 4	1-1/4"	2-1/16"	Galvanized Merchant	25	0.5
PDC100	6 42367 02087 3	1"	2-3/4"	PVC Heavy Sch. 80	10/Bag	0.1
PDC125	6 42367 02089 7	1-1/4"	2-3/4"	PVC Heavy Sch. 80 (gray)	10/Bag	0.2
PDCH100	6 42367 03630 0	1"	2-3/4"	PVC Extra Heavy Sch. 120	10/Bag	0.2
PDCH125	6 42367 03631 7	1-1/4"	2-3/4"	PVC Extra Heavy Sch. 120	10/Bag	0.2
PDCH150	6 42367 04336 0	1-1/2"	3-3/16"	PVC Extra Heavy Sch. 120	10/Bag	0.2
PDCH200	6 42367 04337 7	2"	3-3/16"	PVC Extra Heavy Sch. 120	10/Bag	0.3
SSDC100	6 42367 09649 6	1"	2-1/2"	Stainless Steel	10	0.6
SSDC125	6 42367 09650 2	1-1/4"	2-1/2"	Stainless Steel	10	0.9
SSDC150	6 42367 10922 6	1-1/2"	2-1/2"	Stainless Steel	10	1.1
SSDC200	6 42367 10923 3	2"	2-1/2"	Stainless Steel	10	1.0
SSDCHD100	6 42367 42028 4	1"	2-1/2"	Stainless Steel Extra Heavy	10	0.7
SSDCHD125	6 42367 42029 1	1-1/4"	2-1/2"	Stainless Steel Extra Heavy	10	1.0
SSDCHD150	6 42367 42030 7	1-1/2"	2-1/2"	Stainless Steel Extra Heavy	10	1.2
SSDCHD200	6 42367 42031 4	2"	2-1/2"	Stainless Steel Extra Heavy	10	1.3
Standard Stainless Steel Coupling with NPT Threads						
SSMC100	6 42367 41672 0	1"	1-5/8"	Stainless Steel	1	0.2
SSMC125	6 42367 41673 7	1-1/4"	1-7/8"	Stainless Steel	1	0.5
SSMC150	6 42367 10218 0	1-1/2"	2"	Stainless Steel	1	0.8
SSMC200	6 42367 10219 7	2"	2-1/4"	Stainless Steel	1	1.1

PVC Meter Coupling - for FIP x SLIP (glue end)

- Chamfered ends for quick, easy starting of threads
- Tapered pipe threads for positive, watertight connection
- One end has deep socket for an easy glued connection

Order No.	UPC Bar Code (Qty. 1)	Pipe Size	Length Inches	Material	Ctn. Qty.	Approx. Wt./Lbs.
PMCH100	6 42367 57666 0	1"	3-1/4"	PVC Extra Heavy Sch. 120	10/Bag	0.2
PMCH125	6 42367 41716 1	1-1/4"	3-1/4"	PVC Extra Heavy Sch. 120	10/Bag	0.2

Drive Coupling - for threaded pipe to drive well points ● Recessed threads ● Heavy duty wall

Order No.	UPC Bar Code (Qty. 1)	Pipe Size	Length Inches	Material	Ctn. Qty.	Approx. Wt./Lbs.
DRCOUP125	6 42367 01140 6	1-1/4"	2-3/4"	Galvanized Steel	50	0.9
DRCOUP200	6 42367 01142 0	2"	3-3/8"	Galvanized Steel	12	1.8

No-Lead Bronze Male Adapters

for coiled plastic pipe to submersible pump

Order No.	UPC Bar Code (Qty. 1)	MIP Insert Size x Size	Ctn. Qty.	Approx. Wt./Lbs.
No-Lead Bronze Male Adapters with Hex				
❖ **RBMANL100**	6 42367 12293 5	1" x 1"	10	0.5
❖ **RBMANL1025**	6 42367 12292 8	1-1/4" x 1"	10	0.5
❖ **RBMANL125**	6 42367 12493 9	1-1/4" x 1-1/4"	10	0.5
❖ **RBMANL150**	6 42367 12494 6	1-1/2" x 1-1/2"	5	0.6
❖ **RBMANL200**	6 42367 12495 3	2" x 2"	5	1.1
No-Lead Bronze Long Insert Barb Male Adapters - 9 Barbs				
RBMANL100L	6 42367 42380 3	1" x 1"	10	0.5
RBMANL1025L	6 42367 42381 0	1-1/4" x 1"	10	0.6
No-Lead Bronze Extra Long Male Adapters - 12 Barbs				
❖ **RBMANL100XL**	6 42367 12503 5	1" x 1"	10	0.5
❖ **RBMANL1025XL**	6 42367 12504 2	1-1/4" x 1"	10	0.6
❖ **RBMANL125XL**	6 42367 12505 9	1-1/4" x 1-1/4"	10	0.7
❖ **RBMANL150XL**	6 42367 41523 5	1-1/2" x 1-1/2"	5	0.9
❖ **RBMANL200XL**	6 42367 12506 6	2" x 2"	5	1.3

No-Lead Bronze Rope Adapters and Stainless Steel Male Adapters

for coiled plastic pipe to submersible pump

Order No.	UPC Bar Code (Qty. 1)	MIP Insert Size x Size	Ctn. Qty.	Approx. Wt./Lbs.
No-Lead Bronze Rope Adapters (Includes eyelet for safety rope)				
❖ **RBLANL100**	6 42367 12507 3	1" x 1"	10	0.5
❖ **RBLANL2510**	6 42367 12509 7	1-1/4" x 1"	10	0.6
❖ **RBLANL125**	6 42367 12508 0	1-1/4" x 1-1/4"	10	0.7
Stainless Steel Male Adapters with Hex				
❖ **SSMA100**	6 42367 05947 7	1" x 1"	20	0.4
❖ **SSMA1025**	6 42367 05949 1	1-1/4" x 1"	20	0.4
❖ **SSMA125**	6 42367 05950 7	1-1/4" x 1-1/4"	20	0.5
SSMA100XL	6 42367 09588 8	1" x 1"	20	0.4
SSMA1025XL	6 42367 09590 1	1-1/4" x 1"	10	0.5
SSMA125XL	6 42367 09587 1	1-1/4" x 1-1/4"	10	0.5

WARNING: This product meets Federal USA Drinking Water requirements but has not been specifically tested or approved as no-lead in the State of California.

Stainless Steel Male Adapter

Stainless Steel Extra Long Male Adapter

MERRILL MANUFACTURING

WELL POINTS / PIPE LENGTHS

No-Lead

Merrill Quality Features

Drive Well Points

- Can be driven into all types of soil.
- Jacket over gauze construction is brazed to a perforated steel pipe.
- Individually boxed.
- All well points have stainless steel jacket and gauze.
- Other Sizes Available - call for pricing

Drive Couplings

- Extra heavy galvanized coupling designed for driving well points.

Drive Caps

- Malleable alloy for high strength, needed to drive well points.
- Inside space of cap prevents damage to pipe threads.
- Small vent hole in top of cap for air flow during driving.

Threaded Pipe Lengths

- All threaded lengths have protectors on both ends.
- Threaded lengths in stock for immediate shipment.

Slot Size

.030 .020 .015 .012 .010 .009 .008 .007 .006

20 30 40 50 60 70 80 90 100

Gauze / Mesh Equivalent

Merrill Order No. Breakdown

D	WP	125	30	60	S
D-Drive	Well Point	125=1-1/4" 200=2" Pipe	Length	Gauze Size	Stainless Steel Jacket



Drive Well Point

NOTE: Approx. water yield 3 gallons per minute/per square inch of screen area.

Drive Coupling

Drive Cap

* Length may vary by 1/4" less than even foot on threaded pipe lengths.

WARNING: This product meets Federal USA Drinking Water requirements but has not been specifically tested or approved as no-lead in the State of California.

Drive Well Points

Order No.	UPC Bar Code (Qty. 1)	Pipe Size	Pipe Length	Gauze	Approx. Wt./Lbs.
DWP1252460S	6 42367 01370 7	1-1/4"	24"	60	6.5
DWP1253060S	6 42367 01372 1	1-1/4"	30"	60	6.7
DWP1253660S	6 42367 01375 2	1-1/4"	36"	60	8.4
DWP1254860S	6 42367 01379 0	1-1/4"	48"	60	9.9
DWP1256060S	6 42367 01381 3	1-1/4"	60"	60	12.2
DWP1253080S	6 42367 01373 8	1-1/4"	30"	80	7.3
DWP1253680S	6 42367 01376 9	1-1/4"	36"	80	9.9
DWP1254880S	6 42367 01380 6	1-1/4"	48"	80	11.2
DWP1256080S	6 42367 01382 0	1-1/4"	60"	80	12.2
DWP2003060S	6 42367 01390 5	2"	30"	60	12.0
DWP2003660S	6 42367 01392 9	2"	36"	60	13.4
DWP2004860S	6 42367 01394 3	2"	48"	60	17.4
DWP2006060S	6 42367 01396 7	2"	60"	60	19.1
DWP2003080S	6 42367 01391 2	2"	30"	80	12.0
DWP2003680S	6 42367 01393 6	2"	36"	80	13.9
DWP2004880S	6 42367 01395 0	2"	48"	80	17.5

Drive Couplings

Order No.	UPC Bar Code (Qty. 1)	Pipe Size	Coupling Length	Material	Ctn. Qty.	Approx. Wt./Lbs.
DRCOUP125	6 42367 01140 6	1-1/4"	2-3/4"	Galv. Steel	50	0.9
DRCOUP200	6 42367 01142 0	2"	3-3/8"	Galv. Steel	12	1.8

Drive Caps

Order No.	UPC Bar Code (Qty. 1)	Pipe Size	Approx. Wt./Lbs.
DRCAP125	6 42367 01136 9	1-1/4"	1.4
DRCAP200	6 42367 01139 0	2"	3.0

Standard Schedule 40 Galvanized Pipe - Threaded Lengths

Order No.	UPC Bar Code (Qty.1)	Pipe O.D. Size	Nominal Size	*Length In Feet	Approx. Wt./Lbs.
GP37536	6 42367 43091 7	.675	3/8"	3'	1.8
GP37548	6 42367 43092 4	.675	3/8"	4'	2.4
GP37560	6 42367 43093 1	.675	3/8"	5'	3.0
GP37572	6 42367 43094 8	.675	3/8"	6'	3.4
GP37584	6 42367 43095 5	.675	3/8"	7'	4.2
GP37596	6 42367 43096 2	.675	3/8"	8'	5.3
GP375120	6 42367 43097 9	.675	3/8"	10'	6.0
GP50036	6 42367 01594 7	.840	1/2"	3'	2.5
GP50048	6 42367 03974 5	.840	1/2"	4'	3.3
GP50060	6 42367 05159 4	.840	1/2"	5'	4.5
GP50072	6 42367 12775 6	.840	1/2"	6'	5.1
GP50084	6 42367 43098 6	.840	1/2"	7'	6.5
GP50096	6 42367 43099 3	.840	1/2"	8'	6.9
GP500120	6 42367 43100 6	.840	1/2"	10'	8.6
GP10036	6 42367 01587 9	1.315	1"	3'	4.8
GP10048	6 42367 01588 6	1.315	1"	4'	6.8
GP10060	6 42367 01589 3	1.315	1"	5'	8.3
GP10072	6 42367 04381 0	1.315	1"	6'	9.9
GP10084	6 42367 43101 3	1.315	1"	7'	12.1
GP10096	6 42367 43102 0	1.315	1"	8'	13.4
GP100120	6 42367 43103 7	1.315	1"	10'	16.3
GP12536	6 42367 01590 9	1.660	1-1/4"	3'	6.8
GP12548	6 42367 01591 6	1.660	1-1/4"	4'	9.1
GP12560	6 42367 01592 3	1.660	1-1/4"	5'	11.1
GP12572	6 42367 01593 0	1.660	1-1/4"	6'	13.6
GP12584	6 42367 06119 7	1.660	1-1/4"	7'	15.8
GP12596	6 42367 06120 3	1.660	1-1/4"	8'	18.6
GP125120	6 42367 10555 6	1.660	1-1/4"	10'	23.3

1" Heavy Wall Galvanized Pipe - Threaded Lengths

Order No.	UPC Bar Code	Pipe O.D. Size	Nominal Size	*Length In Feet	Approx. Wt./Lbs.
GPH10036	6 42367 43104 4	1.315	1"	3'	6.6
GPH10048	6 42367 11858 7	1.315	1"	4'	8.8
GPH10060	6 42367 03428 3	1.315	1"	5'	11.0
GPH10072	6 42367 03429 0	1.315	1"	6'	13.2
GPH10084	6 42367 43105 1	1.315	1"	7'	15.4
GPH10096	6 42367 43106 8	1.315	1"	8'	17.6
GPH100120	6 42367 43107 5	1.315	1"	10'	22.0

No-Lead

MERRILL MANUFACTURING

PIPE LENGTHS, PUMP ROD AND COUPLINGS

Standard Black Pipe 4" Thru 8" - Threaded Lengths

Order No.	UPC Bar Code (Qty.1)	Pipe O.D. Size	Nominal Size	*Length In Feet	Approx. Wt./Lbs.
BP40012	6 42367 43108 2	4.50	4"	1.0'	10.8
BP40024	6 42367 43109 9	4.50	4"	2.0'	21.6
BP40036	6 42367 42126 7	4.50	4"	3.0'	32.4
BP40042	6 42367 43110 5	4.50	4"	3.5'	37.8
BP40048	6 42367 43111 2	4.50	4"	4.0'	43.2
BP40054	6 42367 43112 9	4.50	4"	4.5'	48.6
BP40060	6 42367 09883 4	4.50	4"	5.0'	54.0
BP40066	6 42367 43113 6	4.50	4"	5.5'	59.4
BP40072	6 42367 43114 3	4.50	4"	6.0'	64.8
BP40078	6 42367 43115 0	4.50	4"	6.5'	70.2
BP40084	6 42367 43116 7	4.50	4"	7.0'	75.6
BP40096	6 42367 43117 4	4.50	4"	8.0'	86.4
BP50012	6 42367 12005 4	5.56	5"	1.0'	14.6
BP50024	6 42367 10890 8	5.56	5"	2.0'	29.2
BP50036	6 42367 10459 7	5.56	5"	3.0'	43.8
BP50042	6 42367 43118 1	5.56	5"	3.5'	51.1
BP50048	6 42367 10458 0	5.56	5"	4.0'	58.4
BP50054	6 42367 43119 8	5.56	5"	4.5'	65.7
BP50060	6 42367 10460 3	5.56	5"	5.0'	73.0
BP50066	6 42367 43120 4	5.56	5"	5.5'	80.3
BP50072	6 42367 43121 1	5.56	5"	6.0'	87.6
BP50078	6 42367 43122 8	5.56	5"	6.5'	94.9
BP50084	6 42367 43123 5	5.56	5"	7.0'	102.2
BP50096	6 42367 43124 2	5.56	5"	8.0'	116.8
BP60012	6 42367 12011 5	6.63	6"	1.0'	19.0
BP60024	6 42367 09559 8	6.63	6"	2.0'	38.0
BP60036	6 42367 43125 9	6.63	6"	3.0'	57.0
BP60042	6 42367 43126 6	6.63	6"	3.5'	66.5
BP60048	6 42367 10018 6	6.63	6"	4.0'	76.0
BP60054	6 42367 43127 3	6.63	6"	4.5'	85.5
BP60060	6 42367 09558 1	6.63	6"	5.0'	95.0
BP60066	6 42367 43128 0	6.63	6"	5.5'	104.5
BP60072	6 42367 09591 8	6.63	6"	6.0'	114.0
BP60078	6 42367 43129 7	6.63	6"	6.5'	123.5
BP60084	6 42367 43130 3	6.63	6"	7.0'	133.0
BP60096	6 42367 10281 4	6.63	6"	8.0'	152.0
BP80012	6 42367 43131 0	8.63	8"	1.0'	28.6
BP80024	6 42367 09560 4	8.63	8"	2.0'	57.2
BP80036	6 42367 43132 7	8.63	8"	3.0'	85.8
BP80042	6 42367 43133 4	8.63	8"	3.5'	100.1
BP80048	6 42367 43134 1	8.63	8"	4.0'	114.4
BP80054	6 42367 43135 8	8.63	8"	4.5'	128.7
BP80060	6 42367 43136 5	8.63	8"	5.0'	143.0
BP80066	6 42367 43137 2	8.63	8"	5.5'	157.3
BP80072	6 42367 43138 9	8.63	8"	6.0'	171.6
BP80078	6 42367 43139 6	8.63	8"	6.5'	185.9
BP80084	6 42367 43140 2	8.63	8"	7.0'	200.2
BP80096	6 42367 43141 9	8.63	8"	8.0'	228.8

* Length may vary by 1/4" less than even foot on threaded pipe lengths

Rod Couplings

380RC

716RC

Order No.	Thread & UPC Bar Code (Qty1)	Size Overall Hex & Length	Ctn. Qty.	Approx. Wt./Lbs.
GALVANIZED				
380RC	3/8" x 3/8" N.C. 6 42367 00206 0	5/8" x 1-3/4"	100	0.12
380RCN	3/8" x 3/8" N.C. No Bar Code Label	5/8" x 1-3/4"	100	0.12
716RC	7/16" x 7/16" N.C. 6 42367 00645 7	5/8" x 1-3/4"	100	0.10

WARNING: This product meets Federal USA Drinking Water requirements but has not been specifically tested or approved as no-lead in the State of California.

Pump Rod / Rod Couplings

Order No.	UPC Bar Code (Qty.1)	Size & Length	Pieces Per Bundle	Wt./Lbs. Per Bundle
PLAIN END - STAINLESS STEEL				
71612PE	6 42367 45239 1	7/16" x 12'	-	-
PLAIN END - GALVANIZED				
38018PE	6 42367 00199 5	3/8" x 18'	15	102
71618PE	6 42367 00639 6	7/16" x 18'	11	101
38021PE	6 42367 00202 2	3/8" x 21'	13	103
71621PE	6 42367 00642 6	7/16" x 21'	10	107
12021PE	6 42367 04379 7	1/2" x 21'	7	98
58021PE	6 42367 05944 6	5/8" x 21'	5	110
THREADED BOTH ENDS - STAINLESS STEEL				
71612TBE	6 42367 45240 7	7/16" x 12'	-	-
THREADED BOTH ENDS - GALVANIZED				
38018TBE	6 42367 00200 8	3/8" x 18'	10	68
71618TBE	6 42367 00640 2	7/16" x 18'	10	92
38021TBE	6 42367 00203 9	3/8" x 21'	10	79
71621TBE	6 42367 00643 3	7/16" x 21'	10	107
12021TBE	6 42367 04380 3	1/2" x 21'	7	98
58021TBE	6 42367 06524 9	5/8" x 21'	5	110
THREADED AND COUPLED - GALVANIZED				
38018TC	6 42367 00201 5	3/8" x 18'	10	70
71618TC	6 42367 00641 9	7/16" x 18'	10	94
38021TC	6 42367 00204 6	3/8" x 21'	10	90
71621TC	6 42367 00644 0	7/16" x 21'	10	109
12021TC	6 42367 05420 5	1/2" x 21'	7	103
58021TC	6 42367 06528 7	5/8" x 21'	5	111

- Solid steel pump rod, uniform smooth finish of heavy electro galvanizing.
- Galvanized hexagon shaped rod couplings made from solid bars of cold rolled steel.
- In stock for immediate shipment.

Threaded

Threaded & Coupled

7638RCN

7658RC

1276RC

120RC

580RC

5812RC

716RCNHD

7658RCNHD

120RCNHD

Rod Couplings - continued

Order No.	Thread & UPC Bar Code (Qty1)	Size Overall Hex & Length	Ctn. Qty.	Approx. Wt./Lbs.
716RCN	7/16" x 7/16" N.C. No Bar Code Label	5/8" x 1-3/4"	100	0.10
7638RCN	7/16" x 3/8" N.C. No Bar Code Label	5/8" x 1-3/4"	100	0.10
7658RC	7/16" x 5/8" N.C. 6 42367 06568 3	7/8" x 2-1/8"	50	0.20
1276RC	1/2" x 7/16" N.C. 6 42367 06187 6	11/16" x 1-3/4"	50	0.12
120RC	1/2" x 1/2" N.C. 6 42367 05421 2	11/16" x 1-3/4"	50	0.12
580RC	5/8" x 5/8" N.C. 6 42367 03143 5	7/8" x 2-1/8"	50	0.35
5812RC	5/8" x 1/2" N.C. 6 42367 06632 1	7/8" x 2-1/8"	50	0.17
HEAVY-DUTY GALVANIZED				
716RCNHD	7/16" x 7/16" N.C. 6 42367 43299 7	5/8" x 1-3/4"	50	0.10
7658RCNHD	7/16" x 5/8" N.C. 6 42367 43536 3	7/8" x 1-3/4"	50	0.40
120RCNHD	1/2" x 1/2" N.C. 6 42367 43297 3	11/16" x 1-3/4"	50	0.12

++ Limited Quantity

MERRILL MANUFACTURING

No-Lead

CUP AND VALVE LEATHERS/PITCHER PUMP

Merrill Quality/Benefits

- Soft pliable waterproof leathers precision formed - for easy installation and proper seal
- Top edge of cup beveled to insure seal of cup in cylinder at low pressure - for best operation in all applications
- For industrial and water system applications - Merrill quality allows its use for demanding installations



711CL1500

711CL3000

Merrill Quality Features

- Uniform heavy stock with natural finish

700LL350

Cup Leathers No. 711 Waterproof

	Order No.	UPC Bar Code (Qty. 1)	(A) Cyl. Size In. I.D.	(B) Hole Dia.	(C) Height	Ctn. Qty.	Approx. Lbs./Ctn.
	711CL1125	6 42367 00608 2	1-1/8"	3/8"	1/2"	6	.06
	711CL1250	6 42367 00609 9	1-1/4"	3/8"	1/2"	6	.06
++	711CL125058	6 42367 00611 2	1-1/4"	5/8"	1/2"	6	.06
	711CL1375	6 42367 00612 9	1-3/8"	3/8"	5/8"	6	.12
	711CL1500	6 42367 00613 6	1-1/2"	3/8"	5/8"	6	.18
++	711CL150P	6 42367 00615 0	1-1/2"	NONE	5/8"	6	.18
++	711CL1688	6 42367 00617 4	1-11/16"	1"	5/8"	6	.12
	711CL175058	6 42367 00619 8	1-3/4"	5/8"	11/16"	6	.12
	711CL1813	6 42367 00620 4	1-13/16"	1-3/16"	3/4"	6	.18
	711CL1875	6 42367 00621 1	1-7/8"	1-3/16"	3/4"	6	.12
	711CL2000	6 42367 00625 9	2"	1-5/16"	3/4"	6	.18
	711CL200058	6 42367 00626 6	2"	5/8"	3/4"	6	.18
	711CL2250	6 42367 00628 0	2-1/4"	1-1/2"	3/4"	6	.24
	711CL2500	6 42367 00630 3	2-1/2"	1-5/8"	13/16"	6	.24
	711CL2750	6 42367 00632 7	2-3/4"	1-7/8"	13/16"	6	.24
	711CL3000	6 42367 00633 4	3"	2"	13/16"	6	.30
	711CL3500	6 42367 00634 1	3-1/2"	2-1/2"	1"	6	.42

Valve Leathers No. 700 Universal - Lower Valve Leather

	Order No.	UPC Bar Code (Qty. 1)	Cyl. Size In.	Outside Dia. In.	Center Hole	Ctn. Qty.	Approx. Lbs./Ctn.
++	700LL200	6 42367 00601 3	2"	2-1/2"	YES	12	.36
++	700LL300	6 42367 00602 0	2-1/2"	3"	YES	12	.48
	700LL350	6 42367 00603 7	3"	3-1/2"	YES	12	.72
	700LL400	6 42367 00605 1	3-1/2"	4"	YES	12	.96

Pitcher Pump

PUMP125 (Original Design) and PUMPHD125 (Better Internal Pump)

PUMP125

PUMPHD125

Order No.	UPC Bar Code (Qty. 1)	Type of Spout	Base Tapped	Cylinder Size	Valve Leather	Height Inches	Approx. Wt./Lbs.
PUMP125	6 42367 05196 9	Open	1-1/4" FIP	3"	3" x 13/16"	15-3/8"	16.4

- Original cast iron pump
- Cap adjustable for handle positions
- Individually boxed
- Indent spout for pail handle
- Shallow well application Max. lift 25 to 30 ft.

Order No.	UPC Bar Code (Qty. 1)	Type of Spout	Base Tapped	Cylinder Size	Valve Leather	Height Inches	Approx. Wt./Lbs.
PUMPHD125	6 42367 43377 2	Open	1-1/4" FIP	2-3/4"	Rubber Flapper	15"	10.3

- Cast iron body with internal pump cyclinder
- Replaceable internals
- Molded rubber flapper seal
- Molded rubber cup seal
- Max. lift 25 to 30 ft.
- Individually boxed
- Longer life pump cyclinder components

Repair Parts

711CL3000

PUMPHDCS

700LL350

PUMPHDF

PUMPHAND

Order No.	UPC Bar Code (Qty. 1)	Part	For Model
711CL3000	6 42367 00633 4	Cup Leather	PUMP125
700LL350	6 42367 00603 7	Valve Leather	PUMP125
PUMPHDCS	6 42367 43380 2	Rubber Cup Seal	PUMPHD125
PUMPHDF	6 42367 43379 6	Rubber Square Flapper	PUMPHD125
PUMPHAND	6 42367 43378 9	Cast Iron Handle	PUMPHD125

FIP= Female Iron Pipe

WARNING: This product meets Federal USA Drinking Water requirements but has not been specifically tested or approved as no-lead in the State of California.

Form No. 2033.20

No-Lead

MERRILL MANUFACTURING

8

WHOLE HOUSE SEDIMENT FILTERS

SPIN-DOWN™ MODELS

- **Reusable polyester or stainless steel filter screens with several mesh sizes available**
- **Sediment is visible through clear cover and quickly removed by opening ball valve at bottom of filter cover**
- **Clear cover easily removed for total cleaning (No tools required - use of tools voids warranty, hand tighten only)**
- **Flow capacity for entire system**
- **Max. operating pressure 150 psi at 73°F**

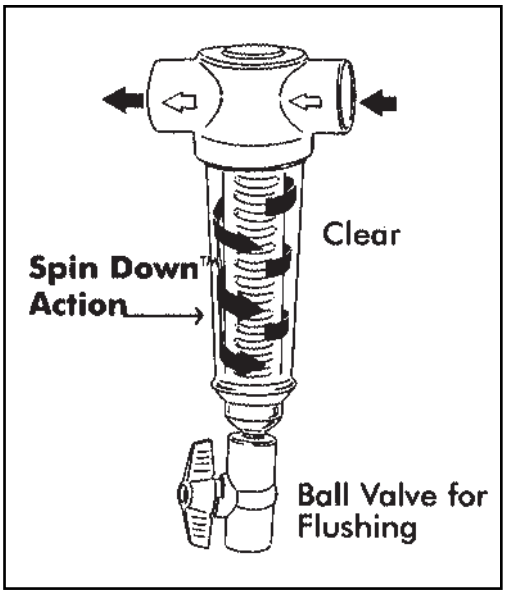

BODY- PVC material in 1", 1-1/2", 2" sizes with SLIP x SLIP connections.

Recommended Flow Rates

Pipe Size	Minimum	Maximum
1"	2 gpm	20 gpm
1-1/2"	10 gpm	50 gpm
2"	18 gpm	100 gpm

Unit with Polyester Element Order No.	Unit with Polyester Element UPC Bar Code (Qty. 1)	Unit with Stainless Steel Element Order No.	Unit with Stainless Steel UPC Bar Code (Qty.1)	Pipe Size	Mesh Size	Micron Size	Opening Size	Length	Width	Polyester Replacement Element Order No.	Stainless Steel Replacement Element Order No.
1-24-F	6 42367 07617 7	----------	----------	1"	24	711	0.028"	8-3/8"	5"	**FS1-24**	----------
1-30-F	6 42367 07618 4	**1-30-FSS**	6 42367 10061 2	1"	30	533	0.021"	8-3/8"	5"	**FS1-30**	**FS1-30SS**
1-40-F	6 42367 07619 1	----------	----------	1"	40	381	0.015"	8-3/8"	5"	**FS1-40**	----------
1-60-F	6 42367 07620 7	**1-60-FSS**	6 42367 10084 1	1"	60	254	0.010"	8-3/8"	5"	**FS1-60**	**FS1-60SS**
1-100-F	6 42367 07621 4	**1-100-FSS**	6 42367 09180 4	1"	100	152	0.006"	8-3/8"	5"	**FS1-100**	**FS1-100SS**
1-140-F	6 42367 07622 1	**1-140-FSS**	6 42367 10086 5	1"	140	104	0.004"	8-3/8"	5"	**FS1-140**	**FS1-140SS**
1-250-F	6 42367 07623 8	----------	----------	1"	250	61	0.0024"	8-3/8"	5"	**FS1-250**	----------
1.5-24-F	6 42367 07624 5	----------	----------	1-1/2"	24	711	0.028"	12"	5-1/2"	**FS1.5-24**	----------
1.5-30-F	6 42367 07625 2	**1.5-30-FSS**	6 42367 10092 6	1-1/2"	30	533	0.021"	12"	5-1/2"	**FS1.5-30**	**FS1.5-30SS**
1.5-40-F	6 42367 07626 9	----------	----------	1-1/2"	40	381	0.015"	12"	5-1/2"	**FS1.5-40**	----------
1.5-60-F	6 42367 07627 6	**1.5-60-FSS**	6 42367 10095 7	1-1/2"	60	254	0.010"	12"	5-1/2"	**FS1.5-60**	**FS1.5-60SS**
1.5-100-F	6 42367 07628 3	**1.5-100-FSS**	6 42367 08833 0	1-1/2"	100	152	0.006"	12"	5-1/2"	**FS1.5-100**	**FS1.5-100SS**
1.5-140-F	6 42367 07629 0	**1.5-140-FSS**	6 42367 10091 9	1-1/2"	140	104	0.004"	12"	5-1/2"	**FS1.5-140**	**FS1.5-140SS**
1.5-250-F	6 42367 07630 6	----------	----------	1-1/2"	250	61	0.0024"	12"	5-1/2"	**FS1.5-250**	----------
2-24-F	6 42367 07631 3	----------	----------	2"	24	711	0.028"	15"	6"	**FS2-24**	----------
2-30-F	6 42367 07632 0	**2-30-FSS**	6 42367 10058 2	2"	30	533	0.021"	15"	6"	**FS2-30**	**FS2-30SS**
2-40-F	6 42367 07633 7	----------	----------	2"	40	381	0.015"	15"	6"	**FS2-40**	----------
2-60-F	6 42367 07634 4	**2-60-FSS**	6 42367 10096 4	2"	60	254	0.010"	15"	6"	**FS2-60**	**FS2-60SS**
2-100-F	6 42367 07635 1	**2-100-FSS**	6 42367 10101 5	2"	100	152	0.006"	15"	6"	**FS2-100**	**FS2-100SS**
2-140-F	6 42367 07636 8	**2-140-FSS**	6 42367 10098 8	2"	140	104	0.004"	15"	6"	**FS2-140**	**FS2-140SS**
2-250-F	6 42367 07637 5	----------	----------	2"	250	61	0.0024"	15"	6"	**FS2-250**	----------

(No tools required - use of tools voids warranty, hand tighten only)

WARNING: This product meets Federal USA Drinking Water requirements but has not been specifically tested or approved as no-lead in the State of California.

Form No. 2087.10

MERRILL MANUFACTURING

No-Lead

WHOLE HOUSE SEDIMENT FILTERS

SEDIMENT TRAPPER MODELS

- **Larger reservoir for more sediment**
- **Centrifuge spin-down type sediment separation**
- **Unique element design traps sediment in lower reservoir of clear cover**
- **Reusable polyester or stainless steel filter screens with several mesh sizes available**
- **Sediment is visible through clear cover and quickly removed by opening ball valve at bottom of filter cover**
- **Clear cover easily removed for total cleaning (No tools required - use of tools voids warranty, hand tighten only)**
- **Flow capacity for entire system**
- **Max. operating pressure 150 psi at 73°F**

BODY- PVC material in 1", 1-1/2", 2" sizes with SLIP x SLIP connections.

Recommended Flow Rates

Pipe Size	Minimum	Maximum
1"	2 gpm	20 gpm
1-1/2"	10 gpm	50 gpm
2"	18 gpm	100 gpm

Polyester Replacement Elements

Unit with Polyester Element Order No.	Unit with Polyester Element UPC Bar Code (Qty. 1)	Unit with Stainless Steel Element Order No.	Unit with Stainless Steel UPC Bar Code (Qty.1)	Pipe Size	Mesh Size	Micron Size	Opening Size	Length	Width	Polyester Replacement Element Order No.	Stainless Steel Replacement Element Order No.
1-24ST-F	6 42367 07638 2	----------	----------	1"	24	711	0.028"	11-1/2"	5"	**FS1-24ST**	----------
1-30ST-F	6 42367 07639 9	**1-30ST-FSS**	6 42367 10062 9	1"	30	533	0.021"	11-1/2"	5"	**FS1-30ST**	**FS1-30STSS**
1-40ST-F	6 42367 07640 5	----------	----------	1"	40	381	0.015"	11-1/2"	5"	**FS1-40ST**	----------
1-60ST-F	6 42367 07641 2	**1-60ST-FSS**	6 42367 10085 5	1"	60	254	0.010"	11-1/2"	5"	**FS1-60ST**	**FS1-60STSS**
1-100ST-F	6 42367 07642 9	**1-100ST-FSS**	6 42367 08845 3	1"	100	152	0.006"	11-1/2"	5"	**FS1-100ST**	**FS1-100STSS**
1-140ST-F	6 42367 07643 6	**1-140ST-FSS**	6 42367 08887 3	1"	140	104	0.004"	11-1/2"	5"	**FS1-140ST**	**FS1-140STSS**
----------	----	----------	----------	1"	200	74	0.0029"	11-1/2"	5"	----------	**FS1-200STSS**
1-250ST-F	6 42367 07644 3	----------	----------	1"	250	61	0.0024"	11-1/2"	5"	**FS1-250ST**	----------
1.5-24ST-F	6 42367 07645 0	----------	----------	1-1/2"	24	711	0.028"	12"	5-1/2"	**FS1.5-24ST**	----------
1.5-30ST-F	6 42367 07646 7	**1.5-30ST-FSS**	6 42367 10093 3	1-1/2"	30	533	0.021"	12"	5-1/2"	**FS1.5-30ST**	**FS1.5-30STSS**
1.5-40ST-F	6 42367 07647 4	----------	----------	1-1/2"	40	381	0.015"	12"	5-1/2"	**FS1.5-40ST**	----------
1.5-60ST-F	6 42367 07648 1	**1.5-60ST-FSS**	6 42367 10094 0	1-1/2"	60	254	0.010"	12"	5-1/2"	**FS1.5-60ST**	**FS1.5-60STSS**
1.5-100ST-F	6 42367 07649 8	**1.5-100ST-FSS**	6 42367 44406 8	1-1/2"	100	152	0.006"	12"	5-1/2"	**FS1.5-100ST**	**FS1.5-100STS**
1.5-140ST-F	6 42367 07650 4	**1.5-140ST-FSS**	6 42367 44407 5	1-1/2"	140	104	0.004"	12"	5-1/2"	**FS1.5-140ST**	**FS1.5-140STS**
----------	----	----------	----------	1-1/2"	200	74	0.0029"	12"	5-1/2"	----------	**FS1.5-200STS**
1.5-250ST-F	6 42367 07651 1	----------	----------	1-1/2"	250	61	0.0024"	12"	5-1/2"	**FS1.5-250ST**	----------
2-24ST-F	6 42367 07652 8	----------	----------	2"	24	711	0.028"	15"	6"	**FS2-24ST**	----------
2-30ST-F	6 42367 07653 5	**2-30ST-FSS**	6 42367 10059 9	2"	30	533	0.021"	15"	6"	**FS2-30ST**	**FS2-30STSS**
2-40ST-F	6 42367 07654 2	----------	----------	2"	40	381	0.015"	15"	6"	**FS2-40ST**	----------
2-60ST-F	6 42367 07655 9	**2-60ST-FSS**	6 42367 10097 1	2"	60	254	0.010"	15"	6"	**FS2-60ST**	**FS2-60STSS**
2-100ST-F	6 42367 07656 6	**2-100ST-FSS**	6 42367 10100 8	2"	100	152	0.006"	15"	6"	**FS2-100ST**	**FS2-100STSS**
2-140ST-F	6 42367 07657 3	**2-140ST-FSS**	6 42367 10099 5	2"	140	104	0.004"	15"	6"	**FS2-140ST**	**FS2-140STSS**
----------	----	----------	----------	2"	200	74	0.0029"	15"	6"	----------	**FS2-200STSS**
2-250ST-F	6 42367 07658 0	----------	----------	2"	250	61	0.0024"	15"	6"	**FS2-250ST**	----------

(No tools required - use of tools voids warranty, hand tighten only)

WARNING: This product meets Federal USA Drinking Water requirements but has not been specifically tested or approved as no-lead in the State of California.

Form No. 2087.12

No-Lead

MERRILL MANUFACTURING

8

SEDIMENT FILTERS

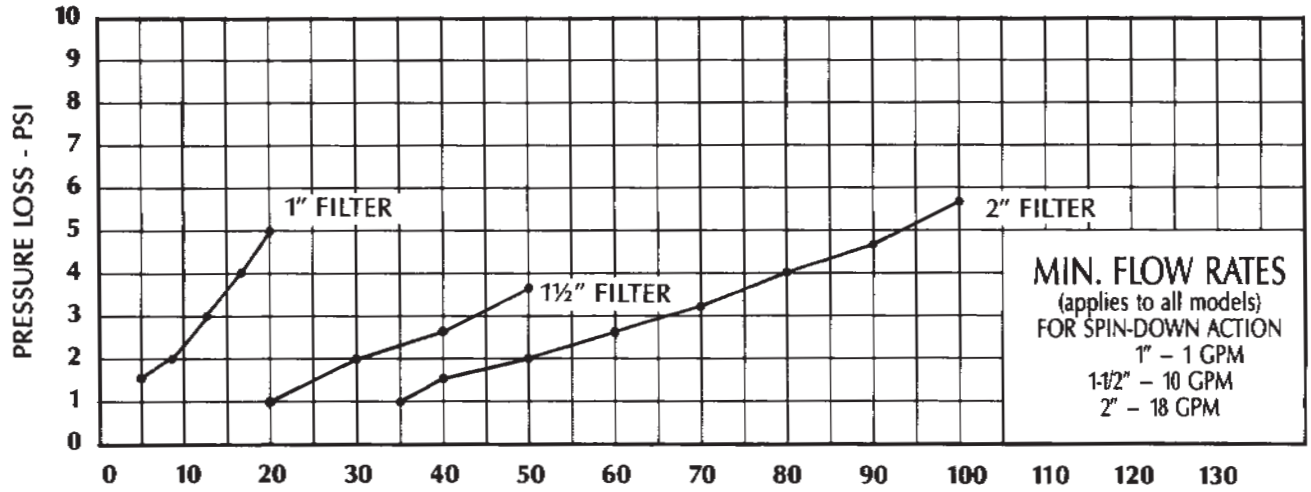

FLOW RATE — GPM FOR ALL MODELS

CASE QUANTITIES ALL MODELS - 10 PER CASE
MAX. OPERATING PRESSURE 150 PSI AT 73°F (23°C)

Filter Body

O-Ring

Filter

O-Ring

Filter Cover

Flush Valve

Whole House Sediment Filter Parts

Order No.	UPC Bar Code (Qty. 1)	Description
O-Ring		
Fits both models		
1OR	6 42367 07547 7	1" Kit
1.5OR	6 42367 07548 4	1-1/2" Kit
2OR	6 42367 07549 1	2" Kit
Filter Body		
Both Spin-Down and Sediment Trapper		
1B	6 42367 07550 7	1" Slip x Slip
1.5B	6 42367 07551 4	1-1/2" Slip x Slip
2B	642367 07552 1	2" Slip x Slip
Filter Cover		
1C	6 42367 07556 9	1" Spin-Down
1CST	6 42367 07557 6	1" Sediment Trapper
1.5C	6 42367 07558 3	1-1/2" Spin-Down
2C	6 42367 07559 0	2" Spin-Down
Flush Valve		
Fits Both Models for Cold Water		
PVCBV50	6 42367 10934 9	1/2" PVC Ball Valve

Spin-Down Replacement Elements
(Refer to Spin-Down page)
Polyester filter screens shown
Stainless Steel available

Sediment Trapper Replacement Elements
(Refer to Sediment Trapper page)
Polyester filter screens shown
Stainless Steel available

MERRILL MANUFACTURING

WARNING: This product meets Federal USA Drinking Water requirements but has not been specifically tested or approved as no-lead in the State of California.

8

U.S. Patent #
D 1,001,976
Canadian Patent #
205,365

MERRILL MANUFACTURING

LEAD

No-Lead

CURB STOP BALL VALVES, RISER PIPE & CAP

Curb Stop Stainless Steel Insert Ball Valves

- Insert barb x insert barb for (PE) pipe
- Full port thru insert ends and ball
- Teflon® seals
- Adjust flow or positive shutoff
- Chrome plated ball
- Valve and handle all 304 Stainless Steel
- Max. Temp. 212° F

Order No.	UPC Bar Code (Qty. 1)	Insert Size x Insert Size	Ctn. Qty.	Approx. Wt./Lbs.
SSVICS75	6 42367 45078 6	3/4" x 3/4"	10	0.7
SSVICS100	6 42367 45079 3	1" x 1"	10	1.1
SSVICS125	6 42367 45080 9	1-1/4" x 1-1/4"	5	1.6

Curb Stop Stainless Steel Ball Valves

- Female NPT x Female NPT
- Full port ball
- Valve and handle all 304 Stainless Steel
- 1000 W.O.G.
- Chrome plated ball
- Teflon® seals
- Max. Temp. 212° F
- Adjust flow or positive shutoff

Order No.	UPC Bar Code (Qty. 1)	Thread Size x Thread Size	Ctn. Qty.	Approx. Wt./Lbs.
SSVCS75	6 42367 45219 3	3/4" x 3/4"	10	1.6
SSVCS100	6 42367 45220 9	1" x 1"	---	2.7

Curb Stop No-Lead Brass Insert Ball Valves

- Insert barb x insert barb for (PE) pipe
- Full port thru insert ends and ball
- Teflon® seals
- Adjust flow or positive shutoff
- Chrome plated ball
- Valve handle all 304 Stainless Steel
- Max. Temp. 212° F

Order No.	UPC Bar Code (Qty. 1)	Insert Size x Insert Size	Ctn. Qty.	Approx. Wt./Lbs.
BBVINLCS75	6 42367 45075 5	3/4" x 3/4"	10	0.7
BBVINLCS100	6 42367 45076 2	1" x 1"	10	1.1
BBVINLCS125	6 42367 45077 9	1-1/4" x 1-1/4"	5	1.5

Curb Stop No-Lead Brass Ball Valves

- Female NPT x Female NPT
- Full port ball
- Valve handle all 304 Stainless Steel
- 600 W.O.G.
- Chrome plated ball
- Teflon® seals
- Max. Temp. 212° F
- Adjust flow or positive shutoff

Order No.	UPC Bar Code (Qty. 1)	Thread Size x Thread Size	Ctn. Qty.	Approx. Wt./Lbs.
BBVNLCS75	6 42367 45221 6	3/4" x 3/4"	---	1.5
BBVNLCS100	6 42367 45222 3	1" x 1"	---	1.9

Curb Stop Wrench

Order No.	UPC Bar Code (Qty. 1)	Valve Size	Bury Depth	Ctn. Qty.	Approx. Wt./Lbs.
CSRW23	6 42367 45346 6	Any Size	1', 2', 3'	---	4.4
CSRW35	6 42367 45347 3	Any Size	3', 4', 5'	---	6.1
CSRW58	6 42367 45348 0	Any Size	5', 6', 7', 8'	---	8.7

Curb Stop Riser Pipe and Cap

- Adjustable PVC riser pipe for shutoff tool to reach the valve after it is buried
- PVC riser pipe features telescoping design - with all S.S hose clamp to hold adjustment
- Riser pipe Sch. 80 PVC - stainless steel wire form seals riser pipe to valve body

Order No.	UPC Bar Code (Qty. 1)	Valve Size	Bury Depth	Ctn. Qty.	Approx. Wt./Lbs.
CSRP75X1	6 42367 45094 6	3/4"	1'	---	1.0
CSRP75X23	6 42367 45095 3	3/4"	2' or 3'	---	2.0
CSRP75X35	6 42367 45116 5	3/4"	3', 4' or 5'	---	2.5
CSRP75X58	6 42367 45117 2	3/4"	5', 6', 7' or 8'	---	4.0
CSRP1X1	6 42367 45138 7	1"	1'	---	1.0
CSRP1X23	6 42367 45139 4	1"	2' or 3'	---	2.0
CSRP1X35	6 42367 45140 0	1"	3', 4' or 5'	---	2.5
CSRP1X58	6 42367 45141 7	1"	5', 6', 7' or 8'	---	4.0
CSRP125X1	6 42367 45098 4	1-1/4"	1'	---	1.0
CSRP125X23	6 42367 45099 1	1-1/4"	2' or 3'	---	2.0
CSRP125X35	6 42367 45118 9	1-1/4"	3', 4' or 5'	---	2.5
CSRP125X58	6 42367 45119 6	1-1/4"	5', 6', 7' or 8'	---	4.0

LEAD

WARNING: This product meets Federal USA Drinking Water requirements but has not been specifically tested or approved as no-lead in the State of California.

Form No. 2020.4

No-Lead

MERRILL MANUFACTURING

GEOEXCHANGE

8

BALL VALVES

Insert No-Lead Brass Ball Valves

- Insert barb x insert barb for (PE) pipe
- Full port thru insert ends and ball
- Adjust flow or positive shutoff
- Teflon® seals seals
- Chrome plated ball
- Max. Temp. 212° F

Order No.	UPC Bar Code (Qty. 1)	Insert Size x Insert Size	Ctn. Qty.	Approx. Wt./Lbs.
BBVINL75	6 42367 42763 4	3/4" x 3/4"	10	0.7
BBVINL100	6 42367 42764 1	1" x 1"	10	1.1
BBVINL125	6 42367 42765 8	1-1/4" x 1-1/4"	5	1.5

Insert No-Lead Brass

Insert Stainless Steel Ball Valves

- Insert barb x insert barb for (PE) pipe
- Full port thru insert ends and ball
- Adjust flow or positive shutoff
- Teflon® seals
- Chrome plated ball
- 304 Stainless Steel

Order No.	UPC Bar Code (Qty. 1)	Insert Size x Insert Size	Ctn. Qty.	Approx. Wt./Lbs.
SSVI75	6 42367 44331 3	3/4" x 3/4"	10	0.8
SSVI100	6 42367 44332 0	1" x 1"	10	1.2
SSVI125	6 42367 44333 7	1-1/4" x 1-1/4"	5	1.6

Insert Stainless Steel

No-Lead Brass Ball Valves

- 600 W.O.G.
- Teflon® seals
- Adjust flow or positive shutoff
- Full port ball
- Chrome plated ball
- Max. Temp. 212° F

Order No.	UPC Bar Code (Qty. 1)	Thread Size x Thread Size	Ctn. Qty.	Approx. Wt./Lbs.
BBVNL50	6 42367 41649 2	1/2" x 1/2"	10	0.5
BBVNL75	6 42367 41652 2	3/4" x 3/4"	10	0.7
BBVNL100	6 42367 12081 8	1" x 1"	10	0.9
BBVNL125	6 42367 41571 6	1-1/4" x 1-1/4"	10	1.6
BBVNL150	6 42367 41572 3	1-1/2" x 1-1/2"	4	2.0
BBVNL200	6 42367 41573 0	2" x 2"	4	3.5
BBVNL300	6 42367 41574 7	3" x 3"	2	10.4
BBVNL400	6 42367 41575 4	4" x 4"	1	17.5

No-Lead Brass

WARNING: This product meets Federal USA Drinking Water requirements but has not been specifically tested or approved as no-lead in the State of California.

Stainless Steel Ball Valves

- 1000 W.O.G.
- Teflon® seals
- 304 Stainless Steel
- All stainless steel construction
- Full port ball
- Max. Temp. 212° F
- Handle lockable

Order No.	UPC Bar Code (Qty. 1)	Thread Size x Thread Size	Ctn. Qty.	Approx. Wt./Lbs.
SSBV50	6 42367 41087 2	1/2" x 1/2"	12	0.9
SSBV75	6 42367 13045 9	3/4" x 3/4"	10	0.8
SSBV100	6 42367 12941 5	1" x 1"	6	1.9
SSBV125	6 42367 12761 9	1-1/4" x 1-1/4"	4	2.0
SSBV150	6 42367 13044 2	1-1/2" x 1-1/2"	1	2.0
SSBV200	6 42367 12764 0	2" x 2"	2	5.3

Stainless Steel

Threaded PVC Ball Valves

- Full port ball
- Threaded
- Excellent flow rate
- Individually boxed

Order No.	UPC Bar Code (Qty. 1)	Thread Size x Thread Size	Case Qty.	Approx. Wt./Lbs.
PVCBV50	6 42367 10934 9	1/2" x 1/2"	200	0.2
PVCBV75	6 42367 10935 6	3/4" x 3/4"	120	0.3
PVCBV100	6 42367 10936 3	1" x 1"	100	0.4
PVCBV125	6 42367 10937 0	1-1/4" x 1-1/4"	80	0.6
PVCBV150	6 42367 10938 7	1-1/2" x 1-1/2"	64	0.9
PVCBV200	6 42367 10939 4	2" x 2"	30	1.5
PVCBV300	6 42367 10940 0	3" x 3"	12	4.5
PVCBV400	6 42367 11068 0	4" x 4"	6	8.0

Threaded PVC

PVC Ball Valves - Glue On

- Full port ball
- Direct glue, no adapters needed
- Excellent flow rate
- Individually boxed

Order No.	UPC Bar Code (Qty. 1)	SLIP Size x SLIP Size	Case Qty.	Approx. Wt./Lbs.
PVCBVS50	6 42367 10941 7	1/2" x 1/2"	200	0.2
PVCBVS75	6 42367 10942 4	3/4" x 3/4"	120	0.3
PVCBVS100	6 42367 10943 1	1" x 1"	100	0.4
PVCBVS125	6 42367 09159 0	1-1/4" x 1-1/4"	80	0.6
PVCBVS150	6 42367 10944 8	1-1/2" x 1-1/2"	64	0.9
PVCBVS200	6 42367 10945 5	2" x 2"	30	1.5
PVCBVS300	6 42367 10946 2	3" x 3"	12	4.5
PVCBVS400	6 42367 11069 7	4" x 4"	6	8.0

PVC

Form No. 2089.24

MERRILL MANUFACTURING

FLOW CONTROL VALVES

No-Lead

Special Order - Stainless Steel Available

FRGA38013

FRGA38025

For General Purpose, Industrial, O.E.M. and Irrigation Applications

FRGY7510

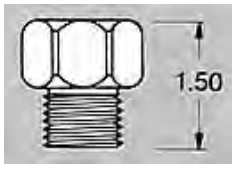

GY Series Flow Regulators
Commonly used with impact sprinklers

FRGB5010

FRGB5035

FRGC7520

FRGC7590

NOTE: Flow regulators are recommended for potable water below 180° F, flow tolerance of valve ±15%, and maximum system pressure 200 psi.

WARNING: This product meets Federal USA Drinking Water requirements but has not been specifically tested or approved as no-lead in the State of California.

FRGA

Order No.	UPC Bar Code (Qty.1)	Inlet/ Outlet NPT	Overall Length (Inches)	Flow Rate in GPM	Threshold Pressure (PSI)	Approx. Wt./Lbs.
FRGA38013	6 42367 11509 8	3/8" F	1.75	.13	15 - 25	0.2
FRGA38019	6 42367 43078 8	3/8" F	1.75	.19	15 - 25	0.2
FRGA38025	6 42367 11420 6	3/8" F	1.75	.25	15 - 25	0.2
FRGA38035	6 42367 11421 3	3/8" F	1.75	.35	15 - 25	0.2
FRGA38050	6 42367 11422 0	3/8" F	1.75	.50	15 - 25	0.2
FRGA38075	6 42367 11423 7	3/8" F	1.75	.75	15 - 25	0.2
FRGA3810	6 42367 11424 4	3/8" F	1.75	1.0	15 - 25	0.2

FRGY

Order No.	UPC Bar Code (Qty.1)	Inlet/ Outlet NPT	Overall Length (Inches)	Flow Rate in GPM	Threshold Pressure (PSI)	Approx. Wt./Lbs.
FRGY7510	6 42367 07449 4	3/4" M x F	1.50	1.0	25 - 30	0.3
FRGY7515	6 42367 07450 0	3/4" M x F	1.50	1.5	25 - 30	0.3
FRGY7520	6 42367 07451 7	3/4" M x F	1.50	2.0	25 - 30	0.3
FRGY7525	6 42367 07452 4	3/4" M x F	1.50	2.5	25 - 30	0.3
FRGY7530	6 42367 07453 1	3/4" M x F	1.50	3.0	25 - 30	0.3
FRGY7535	6 42367 07454 8	3/4" M x F	1.50	3.5	25 - 30	0.3
FRGY7540	6 42367 07455 5	3/4" M x F	1.50	4.0	25 - 30	0.3
FRGY7550	6 42367 07457 9	3/4" M x F	1.50	5.0	25 - 30	0.3
FRGY7555	6 42367 07458 6	3/4" M x F	1.50	5.5	25 - 30	0.3
FRGY7560	6 42367 07459 3	3/4" M x F	1.50	6.0	25 - 30	0.3
FRGY7570	6 42367 07460 9	3/4" M x F	1.50	7.0	25 - 30	0.3
FRGY7580	6 42367 07461 6	3/4" M x F	1.50	8.0	25 - 30	0.3
FRGY75100	6 42367 07463 0	3/4" M x F	1.50	10.0	25 - 30	0.3

FRGB

Order No.	UPC Bar Code (Qty.1)	Inlet/ Outlet NPT	Overall Length (Inches)	Flow Rate in GPM	Threshold Pressure (PSI)	Approx. Wt./Lbs.
FRGB5010	6 42367 07380 0	1/2" F	1.94	1.0	15 - 25	0.2
FRGB5015	6 42367 07381 7	1/2" F	1.94	1.5	15 - 25	0.2
FRGB5020	6 42367 07384 8	1/2" F	1.94	2.0	15 - 25	0.2
FRGB5025	6 42367 07385 5	1/2" F	1.94	2.5	15 - 25	0.2
FRGB5030	6 42367 07386 2	1/2" F	1.94	3.0	15 - 25	0.2
FRGB5035	6 42367 07387 9	1/2" F	1.94	3.5	15 - 25	0.2
FRGB5040	6 42367 07388 6	1/2" F	1.94	4.0	15 - 25	0.2
FRGB5050	6 42367 07390 9	1/2" F	1.94	5.0	15 - 25	0.2
FRGB5060	6 42367 07392 3	1/2" F	1.94	6.0	15 - 25	0.2

FRGC

Order No.	UPC Bar Code (Qty.1)	Inlet/ Outlet NPT	Overall Length (Inches)	Flow Rate in GPM	Threshold Pressure (PSI)	Approx. Wt./Lbs.
FRGC7510	6 42367 07365 7	3/4" F	2.28	1.0	15 - 25	0.5
FRGC7515	6 42367 07366 4	3/4" F	2.28	1.5	15 - 25	0.5
FRGC7520	6 42367 07367 1	3/4" F	2.28	2.0	15 - 25	0.5
FRGC7525	6 42367 07368 8	3/4" F	2.28	2.5	15 - 25	0.5
FRGC7530	6 42367 07369 5	3/4" F	2.28	3.0	15 - 25	0.5
FRGC7535	6 42367 07370 1	3/4" F	2.28	3.5	15 - 25	0.5
FRGC7540	6 42367 07371 8	3/4" F	2.28	4.0	15 - 25	0.5
FRGC7545	6 42367 07372 5	3/4" F	2.28	4.5	15 - 25	0.5
FRGC7550	6 42367 07373 2	3/4" F	2.28	5.0	15 - 25	0.5
FRGC7555	6 42367 07374 9	3/4" F	2.28	5.5	15 - 25	0.5
FRGC7560	6 42367 07375 6	3/4" F	2.28	6.0	15 - 25	0.5
FRGC7570	6 42367 07376 3	3/4" F	2.28	7.0	15 - 25	0.5
FRGC7580	6 42367 07377 0	3/4" F	2.28	8.0	15 - 25	0.5
FRGC7590	6 42367 07378 7	3/4" F	2.28	9.0	15 - 25	0.5
FRGC75100	6 42367 07364 0	3/4" F	2.28	10.0	15 - 25	0.5
FRGC75115	6 42367 07379 4	3/4" F	2.28	11.5	15 - 25	0.5

Form No. 2088.14

No-Lead

MERRILL MANUFACTURING

8

FLOW CONTROL VALVES

G Series Flow Regulators are designed to deliver a constant volume of water flow output over a wide pressure drop range. The controlling mechanism consists of a flexible orifice engineered to vary its effective area inversely to the applied pressure. At pressures above the threshold pressure the orifice distorts reducing the opening size to maintain the output flow rate to within ±15% up to pressure drops of 125 psi.

Special Order - Stainless Steel Available

FRGX1015

FRGX1060

FRGF200200

NOTE: Flow regulators are recommended for potable water below 180° F, flow tolerance of valve ± 15%, and maximum system pressure of 200 psi.

Series Inlet/Outlet

GA	3/8" F
GY	3/4" M x 3/4" F
GB	1/2" F
GC	3/4" F
GX	1" F
GF	2" M

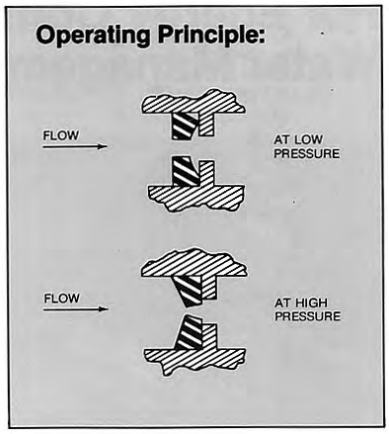

FRGX

Order No.	UPC Bar Code (Qty.1)	Inlet/ Outlet NPT	Overall Length (Inches)	Flow Rate in GPM	Threshold Pressure (PSI)	Approx. Wt./Lbs.
FRGX1010	6 42367 07393 0	1" F	2.75	1.0	15 - 25	0.8
FRGX1015	6 42367 07394 7	1" F	2.75	1.5	15 - 25	0.8
FRGX1020	6 42367 07395 4	1" F	2.75	2.0	15 - 25	0.8
FRGX1025	6 42367 07396 1	1" F	2.75	2.5	15 - 25	0.8
FRGX1030	6 42367 07397 8	1" F	2.75	3.0	15 - 25	0.8
FRGX1035	6 42367 07398 5	1" F	2.75	3.5	15 - 25	0.8
FRGX1040	6 42367 07288 9	1" F	2.75	4.0	15 - 25	0.8
FRGX1045	6 42367 07399 2	1" F	2.75	4.5	15 - 25	0.8
FRGX1050	6 42367 07289 6	1" F	2.75	5.0	15 - 25	0.8
FRGX1055	6 42367 07400 5	1" F	2.75	5.5	15 - 25	0.8
FRGX1060	6 42367 07401 2	1" F	2.75	6.0	15 - 25	0.8
FRGX1070	6 42367 07402 9	1" F	2.75	7.0	15 - 25	0.8
FRGX1080	6 42367 07403 6	1" F	2.75	8.0	15 - 25	0.8
FRGX1090	6 42367 07404 3	1" F	2.75	9.0	15 - 25	0.8
FRGX10100	6 42367 07405 0	1" F	2.75	10.0	15 - 25	0.8
FRGX10120	6 42367 07589 7	1" F	2.75	12.0	15 - 25	0.8
FRGX10135	6 42367 07660 3	1" F	2.75	13.5	15 - 25	0.8
FRGX10150	6 42367 07593 4	1" F	2.75	15.0	15 - 25	0.8
FRGX10200	6 42367 07290 2	1" F	2.75	20.0	15 - 25	0.8
FRGX10250	6 42367 07584 2	1" F	2.75	25.0	15 - 25	0.8
FRGX10300	6 42367 07614 6	1" F	2.75	30.0	15 - 25	0.8

FRGF

Order No.	UPC Bar Code (Qty.1)	Inlet/ Outlet NPT	Overall Length (Inches)	Flow Rate in GPM	Threshold Pressure (PSI)	Approx. Wt./Lbs.
FRGF200100	6 42367 41718 5	2" M	---	10.0	---	---
FRGF200115	6 42367 41719 2	2" M	---	11.5	---	---
FRGF200120	6 42367 41720 8	2" M	---	12.0	---	---
FRGF200135	6 42367 41721 5	2" M	---	13.5	---	---
FRGF200150	6 42367 41722 2	2" M	---	15.0	---	---
FRGF200200	6 42367 11670 5	2" M	---	20.0	---	---
FRGF200250	6 42367 41723 9	2" M	---	25.0	---	---
FRGF200300	6 42367 10727 7	2" M	---	30.0	---	---

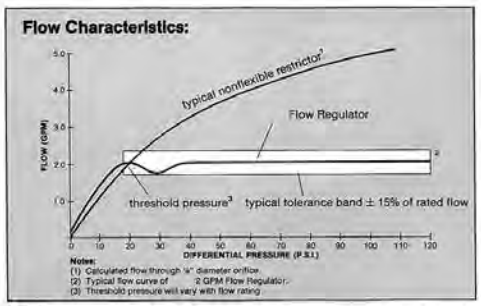

WARNING: This product meets Federal USA Drinking Water requirements but has not been specifically tested or approved as no-lead in the State of California.

Form No. 2088.17

MERRILL MANUFACTURING

LEAD

No-Lead

PLASTIC INSERT FITTINGS

For Flexible (Polyethylene) Plastic Pipe

Quality Since 1983

Male Adapters

Plastic Pipe to Male Iron Pipe (MIP)

Order No.	UPC Bar Code (Qty.1)	Insert x MIP Size Size	Ctn. Qty.	Est. Lbs./Ctn.
POLY				
PMA50	6 42367 02237 2	1/2" x 1/2"	10	0.20
PMA75	6 42367 06158 6	3/4" x 3/4"	10	0.25
PMA100	6 42367 06159 3	1" x 1"	10	0.50
PMA125	6 42367 02224 2	1-1/4" x 1-1/4"	10	0.80
PMA150	6 42367 02228 0	1-1/2" x 1-1/2"	5	0.40
PMA200	6 42367 02232 7	2" x 2"	5	0.70
NYLON				
NMA50	6 42367 01970 9	1/2" x 1/2"	10	0.30
NMA75	6 42367 01971 6	3/4" x 3/4"	10	0.40
NMA100	6 42367 01966 2	1" x 1"	10	0.50
NMA125	6 42367 01967 9	1-1/4" x 1-1/4"	10	0.80
NMA150	6 42367 01968 6	1-1/2" x 1-1/2"	10	1.00
NMA200	6 42367 01969 3	2" x 2"	10	1.50
PVC				
PVCMA50	6 42367 06263 7	1/2" x 1/2"	10	0.40
PVCMA75	6 42367 02239 6	3/4" x 3/4"	10	0.40
PVCMA100	6 42367 02220 4	1" x 1"	10	0.50
PVCMA125	6 42367 06278 1	1-1/4" x 1-1/4"	10	0.80
PVCMA150	6 42367 06279 8	1-1/2" x 1-1/2"	5	0.40
PVCMA200	6 42367 06280 4	2" x 2"	5	0.55
PVCMA300	6 42367 02235 8	3" x 3"	1	0.50
PVCMA400	6 42367 02236 5	4" x 4"	1	0.80

Female Adapters

Plastic Pipe to Female Iron Pipe (FIP)

Order No.	UPC Bar Code (Qty.1)	Insert x FIP Size Size	Ctn. Qty.	Est. Lbs./Ctn.
PVC				
PVCFA50	6 42367 02173 3	1/2" x 1/2"	10	0.30
PVCFA75	6 42367 02174 0	3/4" x 3/4"	10	0.50
PVCFA100	6 42367 02169 6	1" x 1"	10	0.80
PVCFA125	6 42367 02170 2	1-1/4" x 1-1/4"	10	1.00
PVCFA150	6 42367 02171 9	1-1/2" x 1-1/2"	10	1.30
PVCFA200	6 42367 02172 6	2" x 2"	10	2.30

MIP = Male Iron Pipe
FIP = Female Iron Pipe

Insert Plugs

Plastic Pipe Insert Plugs

Order No.	UPC Bar Code (Qty.1)	Insert Size	Ctn. Qty.	Est. Lbs./Ctn.
POLY				
PPL125	6 42367 02246 4	1-1/4"	10	0.50
PPL150	6 42367 06320 7	1-1/2"	10	0.80
PPL200	6 42367 06321 4	2"	10	1.30
PVC				
PVCPL50	6 42367 02249 5	1/2"	10	0.10
PVCPL75	6 42367 02250 1	3/4"	10	0.20
PVCPL100	6 42367 02245 7	1"	10	0.40
PVCPL125	6 42367 06306 1	1-1/4"	10	0.50
PVCPL150	6 42367 02247 1	1-1/2"	5	0.40
PVCPL200	6 42367 02248 8	2"	5	0.65

Reducing Male Adapters

Plastic Pipe to Male Iron Pipe (MIP)

Order No.	UPC Bar Code (Qty.1)	Insert x MIP Size Size	Ctn. Qty.	Est. Lbs./Ctn.
POLY				
PMA7550	6 42367 02241 9	1/2" x 3/4"	10	0.30
PMA1075	6 42367 02223 5	3/4" x 1"	10	0.40
PMA12575	6 42367 02227 3	3/4" x 1-1/4"	10	1.00
PMA12510	6 42367 02225 9	1" x 1-1/4"	10	0.60
PMA15010	6 42367 02229 7	1" x 1-1/2"	10	0.80
PMA15012	6 42367 02230 3	1-1/4" x 1-1/2"	10	0.80
PMA20015	6 42367 02233 4	1-1/2" x 2"	10	1.40
NYLON				
NMA7550	6 42367 06215 6	1/2" x 3/4"	10	0.30
NMA1075	6 42367 06216 3	3/4" x 1"	10	0.50
NMA12575	6 42367 06217 0	3/4" x 1-1/4"	10	0.60
NMA12510	6 42367 06218 7	1" x 1-1/4"	10	0.70
NMA15010	6 42367 06544 7	1" x 1-1/2"	10	0.80
NMA15012	6 42367 06219 4	1-1/4" x 1-1/2"	10	0.90
NMA20015	6 42367 06220 0	1-1/2" x 2"	10	1.30
PVC				
PVCMA7550	6 42367 06281 1	1/2" x 3/4"	10	0.30
PVCMA1075	6 42367 06282 8	3/4" x 1"	10	0.40
PVCMA12575	6 42367 06283 5	3/4" x 1-1/4"	10	1.00
PVCMA12510	6 42367 06284 2	1" x 1-1/4"	10	0.60
PVCMA15010	6 42367 06285 9	1" x 1-1/2"	5	0.40
PVCMA15012	6 42367 06286 6	1-1/4" x 1-1/2"	5	0.40
PVCMA20015	6 42367 06287 3	1-1/2" x 2"	10	1.40
PVCMA5010	6 42367 11018 5	1" x 1/2"	10	0.40
PVCMA5075	6 42367 02238 9	3/4" x 1/2"	10	0.40
PVCMA7510	6 42367 02240 2	1" x 3/4"	10	0.50
PVCMA10125	6 42367 02221 1	1-1/4" x 1"	10	0.90
PVCMA10150	6 42367 02222 8	1-1/2" x 1"	5	0.40
PVCMA12515	6 42367 02226 6	1-1/2" x 1-1/4"	5	0.70
PVCMA15020	6 42367 02231 0	2" x 1-1/2"	5	0.80

Form No. 2037.21

No-Lead

MERRILL MANUFACTURING

PLASTIC INSERT FITTINGS

For Flexible (Polyethylene) Plastic Pipe

Quality Since 1983

Elbows

Plastic Pipe to Plastic Pipe

Order No.	UPC Bar Code (Qty.1)	Insert x Insert Size Size	Ctn. Qty.	Est. Lbs./Ctn.
POLY				
PEP50	6 42367 02151 1	1/2" x 1/2"	10	0.30
PEP75	6 42367 02152 8	3/4" x 3/4"	10	0.40
PEP100	6 42367 02143 6	1" x 1"	10	0.60
PEP125	6 42367 02145 0	1-1/4" x 1-1/4"	5	0.45
PEP150	6 42367 02146 7	1-1/2" x 1-1/2"	10	1.10
PEP200	6 42367 02148 1	2" x 2"	5	1.00
NYLON				
NEP50	6 42367 01958 7	1/2" x 1/2"	10	0.30
NEP75	6 42367 01959 4	3/4" x 3/4"	10	0.50
NEP100	6 42367 01954 9	1" x 1"	10	0.70
NEP125	6 42367 01955 6	1-1/4" x 1-1/4"	10	1.20
NEP150	6 42367 01956 3	1-1/2" x 1-1/2"	10	1.50
NEP200	6 42367 01957 0	2" x 2"	5	1.15
PVC				
PVCEP50	6 42367 06292 7	1/2" x 1/2"	10	0.30
PVCEP75	6 42367 06293 4	3/4" x 3/4"	10	0.40
PVCEP100	6 42367 06261 3	1" x1"	10	0.60
PVCEP125	6 42367 06294 1	1-1/4" x 1-1/4"	5	0.45
PVCEP150	6 42367 06295 8	1-1/2" x 1-1/2"	5	0.55
PVCEP200	6 42367 06296 5	2" x 2"	5	0.50

Couplings

Plastic Pipe to Plastic Pipe

Order No.	UPC Bar Code (Qty.1)	Insert x Insert Size Size	Ctn. Qty.	Est. Lbs./Ctn.
POLY				
PCP50	6 42367 02064 4	1/2" x 1/2"	10	0.10
PCP75	6 42367 06161 6	3/4" x 3/4"	10	0.30
PCP100	6 42367 02047 7	1" x 1"	10	0.40
PCP125	6 42367 02050 7	1-1/4" x 1-1/4"	10	0.60
PCP150	6 42367 02053 8	1-1/2" x 1-1/2"	5	0.40
PCP200	6 42367 02057 6	2" x 2"	5	0.70
NYLON				
NCP50	6 42367 01952 5	1/2" x 1/2"	10	0.20
NCP75	6 42367 01953 2	3/4" x 3/4"	10	0.30
NCP100	6 42367 01948 8	1" x 1"	10	0.50
NCP125	6 42367 01949 5	1-1/4" x 1-1/4"	10	0.80
NCP150	6 42367 01950 1	1-1/2" x 1-1/2"	10	1.10
NCP200	6 42367 01951 8	2" x 2"	10	1.50
PVC				
PVCCP50	6 42367 06288 0	1/2" x 1/2"	10	0.10
PVCCP75	6 42367 02065 1	3/4" x 3/4"	10	0.40
PVCCP100	6 42367 06260 6	1" x 1"	10	0.40
PVCCP125	6 42367 06289 7	1-1/4" x 1-1/4"	10	0.60
PVCCP150	6 42367 06290 3	1-1/2" x 1-1/2"	5	0.40
PVCCP200	6 42367 06291 0	2" x 2"	5	0.55
PVCCP300	6 42367 02061 3	3" x 3"	1	0.40
PVCCP400	6 42367 02063 7	4" x 4"	8	5.52

Reducing Couplings

Plastic Pipe to Plastic Pipe

Order No.	UPC Bar Code (Qty.1)	Insert x Insert Size Size	Ctn. Qty.	Est. Lbs./Ctn.
POLY				
PCP7550	6 42367 02066 8	3/4" x 1/2"	10	0.30
PCP1050	6 42367 02048 4	1" x 1/2"	10	0.30
PCP1075	6 42367 02049 1	1" x 3/4"	10	0.30
PCP12575	6 42367 02052 1	1-1/4" x 3/4"	10	0.50
PCP12510	6 42367 02051 4	1-1/4" x 1"	10	0.40
PCP15075	6 42367 02056 9	1-1/2" x 3/4"	10	0.50
PCP15010	6 42367 02054 5	1-1/2" x 1"	10	0.60
PCP15012	6 42367 02055 2	1-1/2" x 1-1/4"	5	0.25
PCP20010	6 42367 02058 3	2" x 1"	5	0.40
PCP20012	6 42367 02059 0	2" x 1-1/4"	5	0.40
PCP20015	6 42367 02060 6	2" x 1-1/2"	5	0.65
NYLON				
NCP7550	6 42367 06221 7	3/4" x 1/2"	10	0.30
NCP1050	6 42367 06222 4	1" x 1/2"	10	0.40
NCP1075	6 42367 06223 1	1" x 3/4"	10	0.40
NCP12575	6 42367 06224 8	1-1/4" x 3/4"	10	0.60
NCP12510	6 42367 06226 2	1-1/4" x 1"	10	0.60
NCP15075	6 42367 06225 5	1-1/2" x 3/4"	10	0.70
NCP15010	6 42367 06227 9	1-1/2" x 1"	10	0.60
NCP15012	6 42367 06229 3	1-1/2" x 1-1/4"	5	0.45
NCP20010	6 42367 06228 6	2" x 1"	5	0.60
NCP20012	6 42367 06230 9	2" x 1-1/4"	5	0.60
NCP20015	6 42367 06231 6	2" x 1-1/2"	5	0.65
PVC				
PVCCP7550	6 42367 10377 4	3/4" x 1/2"	10	0.40
PVCCP1050	6 42367 10718 5	1" x 1/2"	10	0.40
PVCCP1075	6 42367 10719 2	1" x 3/4"	10	0.40

Reducing Elbows

Plastic Pipe to Plastic Pipe

Order No.	UPC Bar Code (Qty.1)	Insert x Reducing Size Size	Ctn. Qty.	Est. Lbs./Ctn.
PVC				
PVCEP7550	6 42367 02153 5	3/4" x 1/2"	10	0.50
PVCEP1075	6 42367 02144 3	1" x 3/4"	10	0.50
PVCEP2510	6 42367 02149 8	1-1/4" x 1"	5	0.60
PVCEP1525	6 42367 02147 4	1-1/2" x 1-1/4"	5	1.25

MIP = Male Iron Pipe

FIP = Female Iron Pipe

MERRILL MANUFACTURING

LEAD

No-Lead

PLASTIC INSERT FITTINGS

For Flexible (Polyethylene) Plastic Pipe

Quality Since 1983

Combination Elbows

Plastic Pipe to Male Iron Pipe (MIP)

Order No.	UPC Bar Code (Qty.1)	Insert Size x MIP Size	Ctn. Qty.	Est. Lbs./Ctn.
POLY				
PHE50	6 42367 02199 3	1/2" x 1/2"	10	0.40
PHE75	6 42367 02200 6	3/4" x 3/4"	10	0.50
PHE100	6 42367 02195 5	1" x 1"	10	0.70
PHE125	6 42367 02196 2	1-1/4" x 1-1/4"	10	1.20
PHE150	6 42367 02197 9	1-1/2" x 1-1/2"	5	0.70
NYLON				
NHE50	6 42367 01964 8	1/2" x 1/2"	10	0.30
NHE75	6 42367 01965 5	3/4" x 3/4"	10	0.50
NHE100	6 42367 01960 0	1" x 1"	10	0.70
NHE125	6 42367 01961 7	1-1/4" x 1-1/4"	10	1.40
NHE150	6 42367 01962 4	1-1/2" x 1-1/2"	5	0.80
PVC				
PVCEM75	6 42367 10378 1	3/4" x 3/4"	10	0.80
PHE200	6 42367 02198 6	2" x 2"	10	2.90

Combination and Reducing Elbows

Plastic Pipe to Female Iron Pipe (FIP)

Order No.	UPC Bar Code (Qty.1)	Insert Size x FIP Size	Ctn. Qty.	Est. Lbs./Ctn.
PVC				
PVCEF50	6 42367 02136 8	1/2" x 1/2"	10	0.60
PVCEF5075	6 42367 02139 9	3/4" x 1/2"	10	0.60
PVCEF5010	6 42367 02137 5	1" x 1/2"	10	0.80
PVCEF50125	6 42367 02138 2	1-1/4" x 1/2"	10	1.30
PVCEF7550	6 42367 43342 0	1/2" x 3/4"	10	0.60
PVCEF75	6 42367 02140 5	3/4" x 3/4"	10	0.80
PVCEF7510	6 42367 02141 2	1" x 3/4"	10	1.00
PVCEF75125	6 42367 02142 9	1-1/4" x 3/4"	5	0.60
PVCEF100	6 42367 02128 3	1" x 1"	10	1.40
PVCEF10125	6 42367 02129 0	1-1/4" x 1"	10	1.60
PVCEF10150	6 42367 02130 6	1-1/2" x 1"	10	2.00
PVCEF125	6 42367 02131 3	1-1/4" x 1-1/4"	5	1.00
PVCEF12515	6 42367 02132 0	1-1/2" x 1-1/4"	10	2.40
PVCEF150	6 42367 02133 7	1-1/2" x 1-1/2"	5	1.40
PVCEF15020	6 42367 02134 4	2" x 1-1/2"	5	1.75
PVCEF200	6 42367 02135 1	2" x 2"	5	1.90

MIP = Male Iron Pipe

FIP = Female Iron Pipe

Insert Tees

Plastic Pipe to Plastic Pipe

Order No.	UPC Bar Code (Qty.1)	Lateral Insert x Riser Insert	Ctn. Qty.	Est. Lbs./Ctn.
POLY				
PTP50	6 42367 02344 7	1/2" x 1/2" x 1/2"	10	0.40
PTP75	6 42367 02346 1	3/4" x 3/4" x 3/4"	10	0.60
PTP100	6 42367 02316 4	1" x 1" x 1"	10	1.00
PTP125	6 42367 02322 5	1-1/4" x 1-1/4" x 1-1/4"	10	1.60
PTP150	6 42367 02329 4	1-1/2" x 1-1/2" x 1-1/2"	5	1.00
PTP200	6 42367 02337 9	2" x 2" x 2"	5	1.90
NYLON				
NTP50	6 42367 01976 1	1/2" x 1/2" x 1/2"	10	0.40
NTP75	6 42367 01977 8	3/4" x 3/4" x 3/4"	10	0.50
NTP100	6 42367 01972 3	1" x 1" x 1"	10	0.80
NTP125	6 42367 01973 0	1-1/4" x 1-1/4" x 1-1/4"	5	0.65
NTP150	6 42367 01974 7	1-1/2" x 1-1/2" x 1-1/2"	10	1.50
NTP200	6 42367 01975 4	2" x 2" x 2"	5	1.15

Combination and Reducing Tees

Plastic Pipe to Female Iron Pipe (FIP)

Order No.	UPC Bar Code (Qty.1)	Lateral Size x FIP Size	Ctn. Qty.	Est. Lbs./Ctn.
PVC				
PVCTF50	6 42367 02312 6	1/2" x 1/2" x 1/2"	10	0.70
PVCTF7550	6 42367 02314 0	3/4" x 3/4" x 1/2"	10	0.90
PVCTF75	6 42367 02313 3	3/4" x 3/4" x 3/4"	10	1.10
PVCTF1050	6 42367 02289 1	1" x 1" x 1/2"	10	1.20
PVCTF1075	6 42367 02290 7	1" x 1" x 3/4"	10	1.30
PVCTF100	6 42367 02288 4	1" x 1" x 1"	10	1.90
PVCTF12550	6 42367 02297 6	1-1/4" x 1-1/4" x 1/2"	5	0.65
PVCTF12575	6 42367 02298 3	1-1/4" x 1-1/4" x 3/4"	5	0.65
PVCTF12510	6 42367 02294 5	1-1/4" x 1-1/4" x 1"	5	1.00
PVCTF125	6 42367 02293 8	1-1/4" x 1-1/4" x 1-1/4"	5	1.40
PVCTF15050	6 42367 02305 8	1-1/2" x 1-1/2" x 1/2"	5	1.25
PVCTF15075	6 42367 02306 5	1-1/2" x 1-1/2" x 3/4"	5	1.40
PVCTF15010	6 42367 02300 3	1-1/2" x 1-1/2" x 1"	10	2.80
PVCTF15012	6 42367 02301 0	1-1/2" x 1-1/2" x 1-1/4"	5	1.25
PVCTF150	6 42367 02299 0	1-1/2" x 1-1/2" x 1-1/2"	5	1.90
PVCTF20050	6 42367 02310 2	2" x 2" x 1/2"	5	1.25
PVCTF20075	6 42367 02311 9	2" x 2" x 3/4"	5	1.50
PVCTF20010	6 42367 02308 9	2" x 2" x 1"	5	1.75
PVCTF20015	6 42367 02309 6	2" x 2" x 1-1/2"	5	1.25
PVCTF200	6 42367 02307 2	2" x 2" x 2"	5	2.65
PVCTF75505	6 42367 02315 7	3/4" x 1/2" x 1/2"	20	1.80
PVCTF10755	6 42367 02291 4	1" x 3/4" x 1/2"	15	1.65
PVCTF10757	6 42367 02292 1	1" x 3/4" x 3/4"	10	1.10
PVCTF12515	6 42367 02295 2	1-1/4" x 1" x 1/2"	10	1.10
PVCTF15025	6 42367 02303 4	1-1/2" x 1-1/4" x 1/2"	5	1.15
PVCTF15027	6 42367 02304 1	1-1/2" x 1-1/4" x 3/4"	5	0.90
PVCTF15021	6 42367 02302 7	1-1/2" x 1-1/4" x 1"	5	1.15

PLASTIC INSERT FITTINGS

Quality Since 1983

Reducing Insert Tees

Plastic Pipe to Plastic Pipe

Order No.	UPC Bar Code (Qty.1)	Lateral x Riser Size Size	Ctn. Qty.	Est. Lbs./Ctn.
POLY				
PTP75505	6 42367 06314 6	3/4" x 1/2" x 1/2"	10	0.60
PTP7550	6 42367 02348 5	3/4" x 3/4" x 1/2"	10	0.80
PTP1050	6 42367 06315 3	1" x 1" x 1/2"	10	1.10
PTP1075	6 42367 02319 5	1" x 1" x 3/4"	10	0.80
PTP10755	6 42367 06316 0	1" x 3/4" x 1/2"	15	1.95
PTP10757	6 42367 06317 7	1" x 3/4" x 3/4"	15	1.65
PTP15050	6 42367 06318 4	1-1/2" x 1-1/2" x 1/2"	10	1.30
PTP15075	6 42367 02336 2	1-1/2" x 1-1/2" x 3/4"	10	1.30
PTP15010	6 42367 02330 0	1-1/2" x 1-1/2" x 1"	10	1.40
PTP20075	6 42367 06319 1	2" x 2" x 3/4"	5	1.15
PTP20010	6 42367 06766 3	2" x 2" x 1"	5	1.15
PVC				
PVCTP7550	6 42367 06303 0	3/4" x 3/4" x 1/2"	10	0.80
PVCTP1050	6 42367 02318 8	1" x 1" x 1/2"	20	2.20
PVCTP1075	6 42367 06304 7	1" x 1" x 3/4"	10	0.80
PVCTP12550	6 42367 02327 0	1-1/4" x 1-1/4" x 1/2"	5	0.75
PVCTP12575	6 42367 02328 7	1-1/4" x 1-1/4" x 3/4"	5	0.90
PVCTP12510	6 42367 02323 2	1-1/4" x 1-1/4" x 1"	10	1.30
PVCTP15050	6 42367 02335 5	1-1/2" x 1-1/2" x 1/2"	10	2.20
PVCTP15010	6 42367 06307 8	1-1/2" x 1-1/2" x 1"	5	0.70
PVCTP15012	6 42367 02331 7	1-1/2" x 1-1/2" x 1-1/4"	5	1.40
PVCTP20050	6 42367 02341 6	2" x 2" x 1/2"	5	1.25
PVCTP20075	6 42367 02343 0	2" x 2" x 3/4"	5	1.15
PVCTP20010	6 42367 02338 6	2" x 2" x 1"	5	1.15
PVCTP20012	6 42367 02339 3	2" x 2" x 1-1/4"	5	1.50
PVCTP20015	6 42367 02340 9	2" x 2" x 1-1/2"	5	2.00
PVCTP75505	6 42367 02349 2	3/4" x 1/2" x 1/2"	20	1.20
PVCTP10755	6 42367 02320 1	1" x 3/4" x 1/2"	20	2.60
PVCTP10757	6 42367 02321 8	1" x 3/4" x 3/4"	20	2.20
PVCTP12517	6 42367 02326 3	1-1/4" x 1" x 3/4"	10	1.30
PVCTP12511	6 42367 02324 9	1-1/4" x 1" x 1"	5	0.75
PVCTP15027	6 42367 02334 8	1-1/2" x 1-1/4" x 3/4"	5	0.90
PVCTP15021	6 42367 02332 4	1-1/2" x 1-1/4" x 1"	5	1.25
PVCTP15022	6 42367 02333 1	1-1/2" x 1-1/4" x 1-1/4"	5	1.25
PVCTP20055	6 42367 02342 3	2" x 1-1/2" x 1-1/2"	5	1.90

Combination Tees

Plastic Pipe to Male Iron Pipe (MIP)

Order No.	UPC Bar Code (Qty.1)	Lateral x MIP Insert Size	Ctn. Qty.	Est. Lbs./Ctn.
PVC				
PVCHT50	6 42367 06297 2	1/2" x 1/2" x 1/2"	10	0.60
PVCHT75	6 42367 06298 9	3/4" x 3/4" x 3/4"	10	0.60
PVCHT100	6 42367 06299 6	1" x 1" x 1"	10	1.70
PVCHT125	6 42367 06300 9	1-1/4" x 1-1/4" x 1-1/4"	10	2.20
PVCHT150	6 42367 06301 6	1-1/2" x 1-1/2" x 1-1/2"	5	1.65
PVCHT200	6 42367 06302 3	2" x 2" x 2"	5	3.15

Bullhead Tees

Plastic Pipe to Plastic Pipe

Order No.	UPC Bar Code (Qty.1)	Lateral x Riser Insert Insert	Ctn. Qty.	Est. Lbs./Ctn.
PVC				
PVCTP7510	6 42367 02347 8	3/4" x 3/4" x 1"	10	1.50
PVCTP10125	6 42367 02317 1	1" x 1" x 1-1/4"	5	0.55

Insert Cross

Plastic Pipe to Plastic Pipe

Order No.	UPC Bar Code (Qty.1)	Lateral x Lateral Insert Insert	Ctn. Qty.	Est. Lbs./Ctn.
PVC				
PVCIC75	6 42367 02209 9	3/4" x 3/4" x 3/4" x 3/4"	10	1.30
PVCIC100	6 42367 02208 2	1" x 1" x 1" x 1"	10	1.40

Cut Off Nipples

Order No.	UPC Bar Code (Qty.1)	Size x Length	Ctn. Qty.	Est. Lbs./Ctn.
POLY				
PCN50	6 42367 02045 3	1/2" x 6"	25	1.50
PCN75	6 42367 02046 0	3/4" x 6"	25	1.50

MIP = Male Iron Pipe

FIP = Female Iron Pipe

MERRILL MANUFACTURING

No-Lead

STEEL INSERT FITTINGS

(Zinc Plated) for Flexible (Polyethylene) Plastic Pipe

MIP= Male Iron Pipe
FIP= Female Iron Pipe



SCP100



SMA100



SMA1075



SMA100XL



SFA75



SVFA1256



SVMA1006



SWSE100

Steel Couplings - Plastic Pipe to Plastic Pipe

Order No.	UPC Bar Code (Qty. 1)	Insert Size X Insert Size	Ctn. Qty.	Approx. Lbs./Ctn.
SCP50	6 42367 02415 4	1/2" x 1/2"	25	4.0
SCP75	6 42367 02416 1	3/4" x 3/4"	25	5.0
SCP100	6 42367 02403 1	1" x 1"	20	6.0
SCP125	6 42367 02406 2	1-1/4" x 1-1/4"	20	10.0
SCP150	6 42367 02409 3	1-1/2" x 1-1/2"	10	6.2
SCP200	6 42367 02411 6	2" x 2"	10	8.8
SCP300	6 42367 02413 0	3" x 3"	4	13.6
SCP400	6 42367 02414 7	4" x 4"	2	11.6

Steel Male Adapters - Plastic Pipe to Male Iron Pipe (MIP)

Order No.	UPC Bar Code (Qty. 1)	Insert Size X MIP Size	Ctn. Qty.	Approx. Lbs./Ctn.
SMA50	6 42367 02454 3	1/2" x 1/2"	25	3.5
SMA75	6 42367 02456 7	3/4" x 3/4"	25	5.0
SMA100	6 42367 02439 0	1" x 1"	20	6.0
SMA125	6 42367 02443 7	1-1/4" x 1-1/4"	20	10.0
SMA150	6 42367 02446 8	1-1/2" x 1-1/2"	10	6.8
SMA200	6 42367 02450 5	2" x 2"	10	8.6
SMA300	6 42367 02452 9	3" x 3"	4	10.6
SMA400	6 42367 02453 6	4" x 4"	2	8.7

Steel Reducing Male Adapters - Plastic Pipe to Male Iron Pipe (MIP)

Order No.	UPC Bar Code (Qty. 1)	Insert Size X MIP Size	Ctn. Qty.	Approx. Lbs./Ctn.
SMA7550	6 42367 02458 1	3/4" x 1/2"	10	1.8
SMA1075	6 42367 02442 0	1" x 3/4"	10	3.0

Steel Extra Long Male Adapters - Plastic Pipe to Male Iron Pipe (MIP)

Order No.	UPC Bar Code (Qty. 1)	Insert Size X MIP Size	Ctn. Qty.	Approx. Lbs./Ctn.
SMA100XL	6 42367 02440 6	1" x 1"	20	10.0
SMA125XL	6 42367 02445 1	1-1/4" x 1-1/4"	10	7.5

Steel Female Adapters - Plastic Pipe to Female Iron Pipe (FIP)

Order No.	UPC Bar Code (Qty. 1)	Insert Size X FIP Size	Ctn. Qty.	Approx. Lbs./Ctn.
SFA75	6 42367 02430 7	3/4" x 3/4"	25	6.5
SFA100	6 42367 02425 3	1" x 1"	20	7.2
SFA125	6 42367 02426 0	1-1/4" x 1-1/4"	20	11.0
SFA150	6 42367 02427 7	1-1/2" x 1-1/2"	10	4.4
SFA200	6 42367 02428 4	2" x 2"	10	9.0

Steel Venturi Female Adapter - Plastic Pipe to Female Iron Pipe (FIP)

Order No.	UPC Bar Code (Qty. 1)	Insert Size x FIP Size	Length	Ctn. Qty.	Approx. Lbs./Ctn.
SVFA1006	6 42367 42734 4	1" x 1"	6"	1	0.6
SVFA1256	6 42367 42735 1	1-1/4" x 1-1/4"	6"	1	0.8

Steel Venturi Male Adapter - Plastic Pipe to Male Iron Pipe (MIP)

Order No.	UPC Bar Code (Qty. 1)	Insert Size x MIP Size	Length	Ctn. Qty.	Approx. Lbs./Ctn.
SVMA1006	6 42367 02754 4	1" x 1"	6"	1	0.6
SVMA1256	6 42367 02755 1	1-1/4" x 1-1/4"	6"	1	0.8
SVMA1008	6 42367 06150 0	1" x 1"	8"	1	0.9
SVMA1258	6 42367 06051 0	1-1/4" x 1-1/4"	8"	1	1.1

Steel Well Seal Ell - Plastic Pipe to Plastic Pipe

Order No.	UPC Bar Code (Qty. 1)	Insert Size x Insert Size	Ctn. Qty.	Approx. Lbs./Ctn.
SWSE100	6 42367 02763 6	1" x 1"	1	1.8
SWSE125	6 42367 02764 3	1-1/4" x 1-1/4"	1	3.1

WARNING: This product meets Federal USA Drinking Water requirements but has not been specifically tested or approved as no-lead in the State of California.

Form No. 2067.17

No-Lead ❖ CA. Certified

MERRILL MANUFACTURING

STAINLESS STEEL INSERT FITTINGS

For Flexible (Polyethylene) Plastic Pipe
All Made of 304 Stainless Steel


SSRMA100


SSMA125


SSMA1025XL


SSFA100


SSRCP75

SSUN100


SSVAL100

MIP = Male Iron Pipe
FIP = Female Iron Pipe

WARNING: This product meets Federal USA Drinking Water requirements but has not been specifically tested or approved as no-lead in the State of California.

Stainless Steel Male Adapters - Round Body - Plastic Pipe to Male Iron Pipe

- Full length set of insert barbs
- Solid pipe for strength and economy
- Rounded shoulders

Order No.	UPC Bar Code (Qty. 1)	Insert Size x MIP Size	Ctn. Qty.	Approx. Wt./Lbs.
SSRMA50	6 42367 41248 7	1/2" x 1/2"	25	0.2
SSRMA7550	6 42367 43349 9	3/4" x 1/2"	10	0.2
SSRMA75	6 42367 11394 0	3/4" x 3/4"	25	0.2
SSRMA1075	6 42367 43238 6	1" x 3/4"	25	0.3
SSRMA100	6 42367 11393 3	1" x 1"	20	0.3
SSRMA1025	6 42367 12984 2	1" x 1-1/4"	20	0.4
SSRMA2510	6 42367 43350 5	1-1/4" x 1"	20	0.4
SSRMA125	6 42367 11395 7	1-1/4" x 1-1/4"	20	0.4
SSRMA150	6 42367 11396 4	1-1/2" x 1-1/2"	10	0.8
SSRMA200	6 42367 11397 1	2" x 2"	10	1.1

Stainless Steel Male Adapters with Hex - Plastic Pipe to MIP with Hex

- Full length set of insert barbs
- Solid casting for strength and economy
- Large hex for wrench

Order No.	UPC Bar Code (Qty. 1)	Insert Size x MIP Size	Ctn. Qty.	Approx. Wt./Lbs.
SSMA50	6 42367 06148 7	1/2" x 1/2"	25	0.2
SSMA75	6 42367 05946 0	3/4" x 3/4"	25	0.2
❖ SSMA100	6 42367 05947 7	1" x 1"	20	0.4
❖ SSMA125	6 42367 05950 7	1-1/4" x 1-1/4"	20	0.5
❖ SSMA1025	6 42367 05949 1	1" x 1-1/4"	20	0.4
SSMA150	6 42367 43409 0	1-1/2" x 1-1/2"	10	0.9
SSMA200	6 42367 43410 6	2" x 2"	5	1.2

Stainless Steel Extra Long Male Adapters - Plastic Pipe to MIP with Hex

- Extra long length of insert barbs
- Solid casting for strength and economy
- Large hex for wrench

Order No.	UPC Bar Code (Qty. 1)	Insert Size x MIP Size	Ctn. Qty.	Approx. Wt./Lbs.
SSMA100XL	6 42367 09588 8	1" x 1"	20	0.4
SSMA125XL	6 42367 09587 1	1-1/4" x 1-1/4"	10	0.5
SSMA1025XL	6 42367 09590 1	1" x 1-1/4"	10	0.5

Stainless Steel Female Adapters - Plastic Pipe to Female Iron Pipe

- Full length set of insert barbs
- Solid pipe for strength and economy
- Rounded shoulders

Order No.	UPC Bar Code (Qty. 1)	Insert Size x FIP Size	Ctn. Qty.	Approx. Wt./Lbs.
SSFA75	6 42367 41225 8	3/4" x 3/4"	25	0.3
SSFA100	6 42367 41226 5	1" x 1"	20	0.4
SSFA125	6 42367 41227 2	1-1/4" x 1-1/4"	20	0.6
SSFA150	6 42367 41228 9	1-1/2" x 1-1/2"	10	0.5
SSFA200	6 42367 41229 6	2" x 2"	10	1.8

Stainless Steel Insert Couplings - Plastic Pipe to Plastic Pipe

- Full length set of insert barbs
- Solid pipe for strength and economy
- Rounded shoulders

Order No.	UPC Bar Code (Qty. 1)	Insert Size x Insert Size	Ctn. Qty.	Approx. Wt./Lbs.
SSRCP50	6 42367 41249 4	1/2" x 1/2"	25	0.2
SSRCP75	6 42367 11398 8	3/4" x 3/4"	25	0.2
SSRCP100	6 42367 11399 5	1" x 1"	20	0.3
SSRCP125	6 42367 11400 8	1-1/4" x 1-1/4"	20	0.5
SSRCP150	6 42367 11401 5	1-1/2" x 1-1/2"	10	0.8
SSRCP200	6 42367 11402 2	2" x 2"	10	1.0

Stainless Steel Union with O-Ring - Female Iron Pipe to Female Iron Pipe

Order No.	UPC Bar Code (Qty. 1)	FIP x FIP	Ctn. Qty.	Approx. Wt./Lbs.
SSUN100	6 42367 41855 7	1" x 1"	50	0.7
SSUN125	6 42367 41856 4	1-1/4" x 1-1/4"	30	0.8

Stainless Steel Venturi Adapters with Rope Lug • Plastic Pipe to Male Iron Pipe (MIP)

Order No.	UPC Bar Code (Qty. 1)	Insert Size x MIP Size	Length	Ctn. Qty.	Approx. Wt./Lbs.
SSVAL100	6 42367 43351 2	1" x 1"	6.5"	48	0.9
SSVAL125	6 42367 43352 9	1-1/4" x 1-1/4"	6.5"	30	1.3

Form No. 2079.22

MERRILL MANUFACTURING

No-Lead

❖ CA. Certified

STAINLESS STEEL INSERT FITTINGS

For Flexible (Polyethylene) Plastic Pipe
All Made of 304 Stainless Steel

SSVMA1006

SSHE1000

SSDE100

SSEL100

SSTEL100

SSDT75

SSHT100

SSHB12510

MIP = Male Iron Pipe
FIP = Female Iron Pipe

WARNING: This product meets Federal USA Drinking Water requirements but has not been specifically tested or approved as no-lead in the State of California.

Stainless Steel Venturi Male Adapters

- Plastic Pipe to Male Iron Pipe (MIP)
- Extra long body

Order No.	UPC Bar Code (Qty. 1)	Insert Size x MIP Size	Length	Ctn. Qty.	Approx. Wt./Lbs.
SSVMA1006	6 42367 41496 2	1" x 1"	6"	60	0.8
SSVMA1256	6 42367 41497 9	1-1/4" x 1-1/4"	6"	40	0.8

Stainless Steel Hydrant Elbows - Plastic Pipe to Male Iron Pipe (MIP)

- Full length set of insert barbs
- Solid casting for strength and economy

Order No.	UPC Bar Code (Qty. 1)	Insert Size x MIP Size	Ctn. Qty.	Approx. Wt./Lbs.
❖ SSHE75	6 42367 41160 2	3/4" x 3/4"	10	0.5
❖ SSHE100	6 42367 12119 8	1" x 3/4"	10	0.7
❖ SSHE1000	6 42367 12117 4	1" x 1"	10	0.6
❖ SSHE1025	6 42367 43281 2	1-1/4" x 1"	5	0.8
❖ SSHE125	6 42367 12115 0	1-1/4" x 1-1/4"	5	0.9

Stainless Steel Elbows - Plastic Pipe to Plastic Pipe

- Full length set of insert barbs
- Solid casting for strength and economy

Order No.	UPC Bar Code (Qty. 1)	Insert Size x Insert Size	Ctn. Qty.	Approx. Wt./Lbs.
SSDE75	6 42367 44335 1	3/4" x 3/4"	10	0.3
❖ SSDE100	6 42367 12810 4	1" x 1"	10	0.6
❖ SSDE125	6 42367 12811 1	1-1/4" x 1-1/4"	5	0.9
SSDE1025	6 42367 44336 8	1-1/4" x 1"	10	0.8

Stainless Steel 90 Degree Elbows - Female Iron Pipe (FIP) to Female Iron Pipe (FIP)

Order No.	UPC Bar Code (Qty. 1)	FIP x FIP	Ctn. Qty.	Approx. Wt./Lbs.
SSEL100	6 42367 41857 1	1" x 1"	100	0.4
SSEL125	6 42367 41858 8	1-1/4" x 1-1/4"	70	0.7

Stainless Steel Street Elbows - Female Iron Pipe (FIP) to Male Iron Pipe (MIP)

Order No.	UPC Bar Code (Qty. 1)	FIP x MIP	Ctn. Qty.	Approx. Wt./Lbs.
SSTEL100	6 42367 41859 5	1" x 1"	50	0.6
SSTEL125	6 42367 41860 1	1-1/4" x 1-1/4"	20	1.0

Stainless Steel Insert Tees - Plastic to Plastic to Plastic

Order No.	UPC Bar Code (Qty. 1)	Insert Size x Insert Size x Insert Size	Ctn. Qty.	Approx. Wt./Lbs.
SSDT75	6 42367 44337 5	3/4" x 3/4" x 3/4"	10	0.4
SSDT7510	6 42367 44338 2	1" x 3/4" x 1"	10	0.5
SSDT100	6 42367 44339 9	1" x 1" x 1"	10	0.5
SSDT125	6 42367 44340 5	1-1/4" x 1-1/4" x 1-1/4"	5	1.0

Stainless Steel Hydrant Tees - Plastic to Male Iron Pipe (MIP) to Plastic

Order No.	UPC Bar Code (Qty. 1)	Insert Size x MIP Size x Insert Size	Ctn. Qty.	Approx. Wt./Lbs.
❖ SSHT75	6 42367 41871 7	3/4" x 3/4" x 3/4"	10	0.5
❖ SSHT7510	6 42367 41872 4	1" x 3/4" x 1"	10	0.6
❖ SSHT100	6 42367 41873 1	1" x 1" x 1"	10	0.7

Stainless Steel Hex Bushings - Male Iron Pipe (MIP) to Female Iron Pipe (FIP)

- Large hex for wrench
- Solid casting for strength and economy

Order No.	UPC Bar Code (Qty. 1)	MIP x FIP	Ctn. Qty.	Approx. Wt./Lbs.
SSHB7525	6 42367 12929 3	3/4" x 1/4"	200	0.1
SSHB7550	6 42367 12454 0	3/4" x 1/2"	200	0.1
SSHB10025	6 42367 41526 6	1" x 1/4"	200	0.3
SSHB10050	6 42367 12563 9	1" x 1/2"	200	0.3
SSHB10075	6 42367 41525 9	1" x 3/4"	250	0.3
SSHB12510	6 42367 06184 5	1-1/4" x 1"	120	0.3
SSHB12575	6 42367 12174 7	1-1/4" x 3/4"	120	0.3

Form No. 2079.24

No-Lead ❖ CA. Certified

MERRILL MANUFACTURING

NO LEAD YELLOW BRASS INSERT FITTINGS

FOR FLEXIBLE (POLYETHYLENE) PLASTIC PIPE

Quality Fittings Since 1980

No-Lead Yellow Brass Male Adapters

Plastic Pipe to Male Iron Pipe (MIP)

Order No.	UPC Bar Code (Qty. 1)	Insert MIP Size x Size	Ctn. Qty.	Approx. Lbs./Ctn.
❖ IBMANL50	6 42367 41277 7	1/2" x 1/2" Hex	10	1.9
❖ IBMANL75	6 42367 41278 4	3/4" x 3/4" Hex	10	2.3
❖ IBMANL7510	6 42367 41279 1	3/4" x 1" Hex	10	3.0
❖ IBMANL1075	6 42367 41280 7	1" x 3/4" Hex	10	3.4
❖ IBMANL100	6 42367 41281 4	1" x 1" Round	10	2.9
❖ IHBMANL100	6 42367 41282 1	1" x 1" Hex	10	4.0
❖ IBMANL2510	6 42367 41283 8	1-1/4" x 1" Hex	10	5.0
❖ IBMANL1025	6 42367 41284 5	1" x 1-1/4" Hex	10	5.0
❖ IBMANL125	6 42367 41285 2	1-1/4" x 1-1/4" Hex	10	4.1
❖ IBMANL150	6 42367 41286 9	1-1/2" x 1-1/2" Hex	5	3.1
❖ IBMANL200	6 42367 41287 6	2" x 2" Hex	5	5.7

IBMANL125

IHBMANL100

No-Lead Yellow Brass Extra Long Male Adapters

Plastic Pipe to Male Iron Pipe (MIP) with Hex

Order No.	UPC Bar Code (Qty. 1)	Insert MIP Size x Size	Ctn. Qty.	Approx. Lbs./Ctn.
❖ IBMANL100XL	6 42367 42108 3	1" x 1"	10	5.0
❖ IBMANL125XL	6 42367 42109 0	1-1/4" x 1-1/4"	10	6.0

IBSANL50

IBHENL75

IBMANL100XL

No-Lead Yellow Brass Female Adapters

Plastic Pipe to Female Iron Pipe (FIP)

Order No.	UPC Bar Code (Qty. 1)	Insert FIP Size x Size	Ctn. Qty.	Approx. Lbs./Ctn.
❖ IBFANL50	6 42367 41291 3	1/2" x 1/2"	10	2.8
❖ IBFANL75	6 42367 41292 0	3/4" x 3/4"	10	3.7
❖ IBFANL100	6 42367 41293 7	1" x 1"	10	5.4
❖ IBFANL125	6 42367 41294 4	1-1/4" x 1-1/4"	10	5.9

IBHTNL7510

IBFANL100

No-Lead Yellow Brass Couplings

Plastic Pipe to Plastic Pipe

Order No.	UPC Bar Code (Qty. 1)	Insert Insert Size x Size	Ctn. Qty.	Approx. Lbs./Ctn.
❖ IBCPNL50	6 42367 41288 3	1/2" x 1/2" Hex	10	1.0
❖ IBCPNL75	6 42367 41289 0	3/4" x 3/4" Hex	10	1.8
❖ IBCPNL100	6 42367 41290 6	1" x 1" Hex	10	2.0
❖ IBCPNL125	6 42367 41303 3	1-1/4" x 1-1/4" Hex	10	3.4
IHBCPNL150	6 42367 41304 0	1-1/2" x 1-1/2" Hex	5	2.7
IHBCPNL200	6 42367 41305 7	2" x 2" Hex	5	4.3

BTFNL100

BTPNL1075

IBCPNL75

IBDTNL75

MIP = Male Iron Pipe FIP = Female Iron Pipe

WARNING: This product meets Federal USA Drinking Water requirements but has not been specifically tested or approved as no-lead in the State of California.

No-Lead Yellow Brass Solder Adapters

Plastic Pipe to Copper Tube

Order No.	UPC Bar Code (Qty. 1)	Insert Sweat Size x Size	Ctn. Qty.	Approx. Lbs./Ctn.
❖ IBSANL50	6 42367 41947 9	1/2" x 1/2"	10	0.7
❖ IBSANL75	6 42367 41948 6	3/4" x 3/4"	10	1.6
❖ IBSANL7510	6 42367 41949 3	1" x 3/4" or 1"	10	2.5
❖ IBSANL100	6 42367 41950 9	1" x 1"	10	2.0
❖ IBSANL125	6 42367 41651 6	1-1/4" x 1-1/4"	10	2.5
IBSANL150	6 42367 42146 5	1-1/2" x 1-1/2"	5	1.7
IBSANL200	6 42367 07603 0	2" x 2"	5	2.2

No-Lead Yellow Brass Hydrant Elbows

Plastic Pipe to Male Iron Pipe (MIP)

Order No.	UPC Bar Code (Qty. 1)	Insert MIP Size x Size	Ctn. Qty.	Approx. Lbs./Ctn.
❖ IBHENL75	6 42367 42105 2	3/4" x 3/4"	10	4.0
❖ IBHENL100	6 42367 42107 6	1" x 3/4"	10	5.0
❖ IBHENL1000	6 42367 42106 9	1" x 1"	10	6.0

No-Lead Yellow Brass Hydrant Tees

Plastic Pipe to Male Iron Pipe (MIP)

Order No.	UPC Bar Code (Qty. 1)	Insert MIP Size x Size	Ctn. Qty.	Approx. Lbs./Ctn.
❖ IBHTNL7510	6 42367 42103 8	1" x 3/4"	10	6.0
❖ IBHTNL1000	6 42367 42104 5	1" x 1"	10	7.0

No-Lead Yellow Brass Tees

Plastic Pipe to Female Iron Pipe (FIP)

Order No.	UPC Bar Code (Qty. 1)	Insert FIP Size x Size	Ctn. Qty.	Approx. Lbs./Ctn.
BTFNL75	6 42367 41321 7	3/4" x 3/4"	10	6.0
BTFNL1075	6 42367 41323 1	1" x 3/4"	6	4.5
BTFNL100	6 42367 41322 4	1" x 1"	6	5.0
BTFNL125	6 42367 41324 8	1-1/4" x 1-1/4"	4	6.0

No-Lead Yellow Brass Tees

Plastic Pipe to Plastic Pipe

Order No.	UPC Bar Code (Qty. 1)	Lateral Riser Size x Size	Ctn. Qty.	Approx. Lbs./Ctn.
BTPNL1075	6 42367 42140 3	1" x 1" x 3/4"	10	7.3
BTPNL2510	6 42367 42141 0	1-1/4" x 1-1/4" x 1"	10	10.9

No-Lead Yellow Brass Tees

Plastic Pipe to Plastic Pipe

Order No.	UPC Bar Code (Qty. 1)	Lateral Riser Insert x Insert	Ctn. Qty.	Approx. Lbs./Ctn.
❖ IBDTNL75	6 42367 42101 4	3/4" x 3/4" x 3/4"	10	4.5
❖ IBDTNL100	6 42367 42102 1	1" x 1" x 1"	10	6.6

Quality Fittings Since 1980

MERRILL MANUFACTURING

No-Lead ❖ CA. Certified

NO-LEAD BRONZE INSERT FITTINGS

FOR FLEXIBLE (POLYETHYLENE) PLASTIC PIPE

RBCPNL100

No-Lead Bronze Couplings

Plastic Pipe to Plastic Pipe with Hex

Order No.	UPC Bar Code (Qty. 1)	Insert Size x Insert Size	Ctn. Qty.	Approx. Lbs./Ctn.
❖ RBCPNL50	6 42367 12476 2	1/2" x 1/2"	10	1.6
❖ RBCPNL75	6 42367 12477 9	3/4" x 3/4"	10	2.2
❖ RBCPNL7510	6 42367 12478 6	3/4" x 1"	10	3.7
❖ RBCPNL100	6 42367 12479 3	1" x 1"	10	3.4
❖ RBCPNL1025	6 42367 12480 9	1" x 1-1/4"	10	6.2
❖ RBCPNL125	6 42367 12481 6	1-1/4" x 1-1/4"	10	6.1
❖ RBCPNL150	6 42367 12482 3	1-1/2" x 1-1/2"	5	2.9
❖ RBCPNL200	6 42367 12483 0	2" x 2"	5	4.0

RBCPNL150XL

No-Lead Bronze Extra Long Couplings

Plastic Pipe to Plastic Pipe with Hex

Order No.	UPC Bar Code (Qty. 1)	Insert Size x Insert Size	Ctn. Qty.	Approx. Lbs./Ctn.
❖ * RBCPNL100XL	6 42367 12484 7	1" x 1"	10	5.9
❖ * RBCPNL125XL	6 42367 12485 4	1-1/4" x 1-1/4"	5	5.3
❖ * RBCPNL150XL	6 42367 41250 0	1-1/2" x 1-1/2"	5	5.3
❖ * RBCPNL200XL	6 42367 12486 1	2" x 2"	5	8.8

* Extra Long Insert Barbs

RBCPNL200XLU

No-Lead Bronze Extra Long Insert Coupling with O-Ring Union

New

Pipe Repairs Can Be Made Easily

Plastic Pipe to Plastic Pipe with Hex

Order No.	UPC Bar Code (Qty. 1)	Insert Size x Insert Size	Ctn. Qty.	Approx. Lbs./Ctn.
❖ * RBCPNL100XLU	6 42367 45369 5	1" x 1"	5	5.0
❖ * RBCPNL125XLU	6 42367 45370 1	1-1/4" x 1-1/4"	4	5.6
❖ * RBCPNL200XLU	6 42367 43711 4	2" x 2"	2	2.0

* Extra Long Insert Barbs with O-Ring Union

BHBNL12510

No-Lead Bronze Hex Bushing

Male Iron Pipe (MIP) to Female Iron Pipe (FIP)

Order No.	UPC Bar Code (Qty. 1)	MIP x FIP	Ctn. Qty.	Approx. Lbs./Ctn.
BHBNL12510	6 42367 44404 4	1-1/4" x 1"	1	0.37

RBMANL100

No-Lead Bronze Male Adapters

Plastic Pipe to Male Iron Pipe (MIP) with Hex

Order No.	UPC Bar Code (Qty. 1)	Insert Size x MIP Size	Ctn. Qty.	Approx. Lbs./Ctn.
❖ RBMANL50	6 42367 12487 8	1/2" x 1/2"	10	1.6
❖ RBMANL75	6 42367 12488 5	3/4" x 3/4"	10	2.2
❖ RBMANL7510	6 42367 12883 8	3/4" x 1"	10	3.0
❖ RBMANL1075	6 42367 12489 2	1" x 3/4"	10	2.8
❖ RBMANL100	6 42367 12293 5	1" x 1"	10	4.2
❖ RBMANL2510	6 42367 12491 5	1-1/4" x 1"	10	5.2
❖ RBMANL1025	6 42367 12292 8	1" x 1-1/4"	10	4.5
❖ RBMANL125	6 42367 12493 9	1-1/4" x 1-1/4"	10	5.5
❖ RBMANL150	6 42367 12494 6	1-1/2" x 1-1/2"	5	3.4
❖ RBMANL200	6 42367 12495 3	2" x 2"	5	5.7

RBMANL100L

No-Lead Bronze Long Insert Barb Male Adapters

Plastic Pipe to Male Iron Pipe (MIP)

Order No.	UPC Bar Code (Qty. 1)	Insert Size x MIP Size	Ctn. Qty.	Approx. Lbs./Ctn.
❖ RBMANL100L	6 42367 42380 3	1" x 1"	10	6.0
❖ RBMANL1025L	6 42367 42381 0	1" x 1-1/4"	10	6.5

Total Barb Length 9 Barbs

RBMANL100XL

No-Lead Bronze Extra Long Male Adapters

Order No.	UPC Bar Code (Qty. 1)	Insert Size x MIP Size	Ctn. Qty.	Approx. Lbs./Ctn.
❖ * RBMANL100XL	6 42367 12503 5	1" x 1"	10	6.5
❖ * RBMANL1025XL	6 42367 12504 2	1" x 1-1/4"	10	7.5
❖ * RBMANL125XL	6 42367 12505 9	1-1/4" x 1-1/4"	10	7.2
❖ * RBMANL150XL	6 42367 41523 5	1-1/2" x 1-1/2"	5	5.0
❖ * RBMANL200XL	6 42367 12506 6	2" x 2"	5	7.0

* Extra Long Insert Barbs - **Total Barb Length 12 Barbs**

BUANL100

No-Lead Bronze Union Adapters

Plastic Pipe to Male Iron Pipe (MIP) with Hex

Order No.	UPC Bar Code (Qty. 1)	Insert Size x MIP Size	Ctn. Qty.	Approx. Lbs./ Ctn.	Union Steel O-Ring
❖ BUANL100	6 42367 41361 3	1" x 1"	10	8.5	OR119
❖ BUANL125	6 42367 41360 6	1-1/4" x 1-1/4"	10	12.5	OR218

WARNING: This product meets Federal USA Drinking Water requirements but has not been specifically tested or approved as no-lead in the State of California.

No-Lead ❖ CA. Certified

MERRILL MANUFACTURING

Quality Fittings Since 1980

NO-LEAD BRONZE INSERT FITTINGS

FOR FLEXIBLE (POLYETHYLENE) PLASTIC PIPE

CRBMANL50

No-Lead Bronze Male Adapters (Light Duty Model)

Plastic Pipe to Male Iron Pipe (MIP) with Hex

Order No.	UPC Bar Code (Qty. 1)	Insert MIP Size x Size	Ctn. Qty.	Approx. Lbs./Ctn.
CRBMANL50	6 42367 42239 4	1/2" x 1/2"	10	1.6
CRBMANL75	6 42367 42240 0	3/4" x 3/4"	10	2.5
CRBMANL1075	6 42367 42243 1	1" x 3/4"	10	3.0
CRBMANL100	6 42367 42242 4	1" x 1"	10	4.0
CRBMANL2510	6 42367 42246 2	1-1/4" x 1"	10	3.9
CRBMANL1025	6 42367 42245 5	1" x 1-1/4"	10	4.5
CRBMANL125	6 42367 42297 4	1-1/4" x 1-1/4"	10	4.0
CRBMANL150	6 42367 42298 1	1-1/2" x 1-1/2"	5	2.8
CRBMANL200	6 42367 42299 8	2" x 2"	5	4.3

RBLANL125



No-Lead Bronze Rope Adapters

Order No.	UPC Bar Code (Qty. 1)	Insert MIP Size x Size	Ctn. Qty.	Approx. Lbs./Ctn.
RBLANL100	6 42367 12507 3	1" x 1"	10	6.5
RBLANL125	6 42367 12508 0	1-1/4" x 1-1/4"	10	7.5
RBLANL2510	6 42367 12509 7	1" x 1-1/4"	10	6.5

RBFANL100

No-Lead Bronze Female Adapters

Plastic Pipe to Female Iron Pipe (FIP)

Order No.	UPC Bar Code (Qty. 1)	Insert FIP Size x Size	Ctn. Qty.	Approx. Lbs./Ctn.
RBFANL50	6 42367 12510 3	1/2" x 1/2"	10	2.8
RBFANL75	6 42367 12511 0	3/4" x 3/4"	10	2.8
RBFANL100	6 42367 12512 7	1" x 1"	10	5.1
RBFANL125	6 42367 12513 4	1-1/4" x 1-1/4"	10	5.6
RBFANL150	6 42367 12514 1	1-1/2" x 1-1/2"	5	3.8
RBFANL200	6 42367 12515 8	2" x 2"	5	6.3

RBDENL75

No-Lead Bronze Elbows

Plastic Pipe to Plastic Pipe

Order No.	UPC Bar Code (Qty. 1)	Insert Insert Size x Size	Ctn. Qty.	Approx. Lbs./Ctn.
RBDENL75	6 42367 12516 5	3/4" x 3/4"	10	3.6
RBDENL100	6 42367 12517 2	1" x 1"	10	4.5
RBDENL125	6 42367 12518 9	1-1/4" x 1-1/4"	10	9.0
RBDENL1025	6 42367 12519 6	1-1/4" x 1"	10	8.4
BDENL150	6 42367 42468 8	1-1/2 x 1-1/2"	10	15.0

RBHENL1000

No-Lead Bronze Hydrant Elbows

Plastic Pipe to Male Iron Pipe (MIP)

Order No.	UPC Bar Code (Qty. 1)	Insert MIP Size x Size	Ctn. Qty.	Approx. Lbs./Ctn.
RBHENL75	6 42367 12520 2	3/4" x 3/4"	10	4.0
RBHENL100	6 42367 12521 9	1" x 3/4"	10	4.4
* RBHELNL100	6 42367 12522 6	1" x 3/4"	10	5.7
RBHENL1000	6 42367 12523 3	1" x 1"	10	5.1
* RBHELNL1000	6 42367 12524 0	1" x 1"	10	6.0
RBHENL125	6 42367 12525 7	1-1/4" x 1-1/4"	5	4.3
RBHENL1025	6 42367 12526 4	1-1/4" x 1"	5	4.4

* Extra Long Insert Barbs

RBFENL100

No-Lead Bronze Combination Elbows

Plastic Pipe to Female Iron Pipe (FIP)

Order No.	UPC Bar Code (Qty. 1)	Insert FIP Size x Size	Ctn. Qty.	Approx. Lbs./Ctn.
RBFENL100	6 42367 12527 1	1" x 1"	10	7.8
RBFENL125	6 42367 12529 5	1-1/4" x 1-1/4"	5	4.6

RBDTNL100

No-Lead Bronze Tees

Plastic to Plastic to Plastic Pipe

Order No.	UPC Bar Code (Qty. 1)	Insert Size x Insert Size x Insert Size	Ctn. Qty.	Approx. Lbs./Ctn.
RBDTNL75	6 42367 12530 1	3/4" x 3/4" x 3/4"	10	4.3
RBDTNL7510	6 42367 41524 2	1" x 3/4" x 1"	10	7.0
RBDTNL100	6 42367 12531 8	1" x 1" x 1"	10	5.8
RBDTNL125	6 42367 12532 5	1-1/4" x 1-1/4" x 1-1/4"	5	5.3
RBDTNL10125	6 42367 45146 2	1-1/4" x 1" x 1-1/4"	5	3.0

RBHTNL7510

No-Lead Bronze Hydrant Tees

Plastic to Plastic to Male Iron Pipe (MIP)

Order No.	UPC Bar Code (Qty. 1)	Insert MIP Insert Size x Size x Size	Ctn. Qty.	Approx. Lbs./Ctn.
RBHTNL75	6 42367 12533 2	3/4" x 3/4" x 3/4"	10	4.8
RBHTNL7510	6 42367 12534 9	1" x 3/4" x 1"	10	6.0
RBHTNL1000	6 42367 12535 6	1" x 1" x 1"	10	6.6

WARNING: This product meets Federal USA Drinking Water requirements but has not been specifically tested or approved as no-lead in the State of California.

⚠ Lead
++ Limited Quantity

MERRILL MANUFACTURING

For Flexible (Polyethylene) Plastic Pipe

RED BRASS INSERT FITTINGS

Not Approved for use with Drinking Water in USA

Quality Fittings Since 1980

RBFA75

Red Brass Female Adapter

Pastic Pipe to Female Iron Pipe (FIP)

	Order No.	UPC Bar Code (Qty. 1)	Insert FIP Size x Size	Ctn. Qty.	Approx. Lbs./Ctn.
++ ⚠	**RBFA75**	6 42367 02371 3	3/4" x 3/4"	10	3.3

RBHEL1000

Red Brass Hydrant Elbow

Plastic Pipe to Male Iron Pipe (MIP)

	Order No.	UPC Bar Code (Qty. 1)	Insert MIP Size x Size	Ctn. Qty.	Approx. Lbs./Ctn.
++ ⚠	* **RBHEL1000**	6 42367 04463 3	1" x 1"	10	6.2
	* Extra Long Insert Barbs				

RBHT1000

Red Brass Hydrant Tee

Plastic to Plastic to Male Iron Pipe (MIP)

	Order No.	UPC Bar Code (Qty. 1)	Insert MIP Insert Size x Size x Size	Ctn. Qty.	Approx. Lbs./Ctn.
++ ⚠	**RBHT1000**	6 42367 02375 1	1" x 1" x 1"	10	7.2

RGSEU12525

Red Brass Geo Thermal Union Adapters

Plastic Pipe to Male Iron Pipe (MIP) with 1/4" Tapping and O-Ring

	Order No.	UPC Bar Code (Qty. 1)	Insert MIP Size x Size	Ctn. Qty.	Approx. Lbs./Ctn.
⚠	**RGSEU7525**	6 42367 13010 7	3/4" x 3/4"	5	3.9
⚠	**RGSEU10025**	6 42367 13011 4	1" x 1"	5	5.3
⚠	**RGSEU12525**	6 42367 13012 1	1-1/4" x 1-1/4"	5	7.3
⚠	**RGSEU751025**	6 42367 41679 9	1" x 3/4"	5	4.0
⚠	**RGSEU1001225**	6 42367 41678 2	1-1/4" x 1"	5	5.4

RGSE10025

Red Brass Ground Source Elbows

Plastic Pipe to Male Iron Pipe (MIP) with 1/4" Tapping

	Order No.	UPC Bar Code (Qty. 1)	Insert MIP Size x Size	Ctn. Qty.	Approx. Lbs./Ctn.
⚠	**RGSE7525**	6 42367 06082 4	3/4" x 3/4"	10	4.1
⚠	**RGSE10725**	6 42367 06083 1	1" x 3/4"	10	4.8
⚠	**RGSE10025**	6 42367 06084 8	1" x 1"	10	6.2
⚠	**RGSE12525**	6 42367 12102 0	1-1/4" x 1-1/4"	5	4.3

RBGSC100

Red Brass Ground Source Couplings

Male Iron Pipe (MIP) to Female Iron Pipe (FIP) with 1/4" Tapping

	Order No.	UPC Bar Code (Qty. 1)	MIP FIP Size x Size	Ctn. Qty.	Approx. Lbs./Ctn.
⚠	**RBGSC75**	6 42367 43239 3	3/4" x 3/4"	10	4.0
⚠	**RBGSC100**	6 42367 43240 9	1" x 1"	5	6.0

⚠ WARNING: This product can expose you to lead, which is known to the State of California to cause cancer, birth defects or other reproductive harm. (For more information go to www.p65warnings.ca.gov)

Form No. 2036.25

No-Lead

MERRILL MANUFACTURING

Made in USA

9

STAINLESS STEEL USA CLAMPS

MERRILL USA CLAMPS

Merrill M62P Series
P = Premium

- 5/16" Wide Band
- 300 Series Stainless Steel Band and Housing
- 300 Series 1/4" Hex Head Stainless Steel Screw

Merrill M62M Series

- 5/16" Wide Band
- 300 Series Stainless Steel Band and Housing
- 400 Series 1/4" Hex Head Stainless Steel Screw

Merrill M67-1 Series

- 1/2" Wide Band
- 300 Series Stainless Steel Band and Housing
- 400 Series 5/16" Hex Head Stainless Steel Screw

Merrill M677 Series

- 1/2" Wide Band
- 300 Series Stainless Steel Band and Housing
- 300 Series 5/16" Hex Head Stainless Steel Screw
- Marine Grade Quality Clamp meets demands for underground and underwater applications
- UPC approved
- IAPMO listed

For 160# Service Line Pipe IAPMO LISTED UPC

Information on Sizes Not Shown - Available on Request

M62P Series - USA Clamps

Merrill Part No.	Clamp Dia. English (IN.) Min.	Clamp Dia. English (IN.) Max.	Clamp Dia. Metric (MM) Min.	Clamp Dia. Metric (MM) Max.	Lbs. Per 100	Master Ctn. Qty.
M62602P	7/32"	5/8"	5.6	16	2	1000
M62606P	7/16"	25/32"	11	20	2	1000
M62M08P	1/2"	29/32"	13	23	2	500

M62M Series - USA Clamps

Merrill Part No.	Clamp Dia. English (IN.) Min.	Clamp Dia. English (IN.) Max.	Clamp Dia. Metric (MM) Min.	Clamp Dia. Metric (MM) Max.	Lbs. Per 100	Master Ctn. Qty.
M62602	7/32"	5/8"	5.6	16	2	1000
M62606	7/16"	25/32"	11	20	2	1000
M62M08	1/2"	29/32"	13	23	2	500
M62M12	11/16"	1-1/4"	17	32	2	500
M62M16	15/16"	1-1/2"	24	38	2	500
M62M20	1-3/16"	1-3/4"	30	44	2	500
M62M24	1-7/16"	2"	37	51	2	500
M62M36	2-3/16"	2-3/4"	56	70	3	500

M67-1 and M677 Series - USA Clamps

Merrill Part No. M67-1 Series	Merrill Part No. M677 Series	Clamp Dia. English (IN.) Min.	Clamp Dia. English (IN.) Max.	Clamp Dia. Metric (MM) Min.	Clamp Dia. Metric (MM) Max.	Lbs. Per 100	Master Ctn. Qty.
M6706-1	M67067	7/16"	25/32"	11	20	4	200
M6708-1	M67087	1/2"	29/32"	13	23	4	200
M6710-1	M67107	9/16"	1-1/16"	14	27	4	500
M6712-1	M67127	11/16"	1-1/4"	17	32	5	500
M6716-1	M67167	13/16"	1-1/2"	21	38	5	500
M6720-1	M67207	13/16"	1-3/4"	21	44	5	500
M6724-1	M67247	1-1/16"	2"	27	51	6	500
M6728-1	M67287	1-5/16"	2-1/4"	33	57	6	500
M6732-1	M67327	1-9/16"	2-1/2"	40	64	6	500
M6736-1	M67367	1-13/16"	2-3/4"	46	70	6	500
M6740-1	M67407	2-1/16"	3"	52	76	6	200
M6744-1	M67447	2-5/16"	3-1/4"	59	83	6	200
M6748-1	M67487	2-9/16"	3-1/2"	65	89	6	200
M6752-1	M67527	2-13/16"	3-3/4"	71	95	7	100
M6756-1	M67567	3-1/16"	4"	78	102	7	100
M6760-1		3-5/16"	4-1/4"	84	108	7	100
M6764-1	M67647	3-9/16"	4-1/2"	91	114	7	100
M6772-1	M67727	1-7/8"	5"	48	127	8	100
M6780-1	M67807	2-1/2"	5-1/2"	64	140	8	100
M6788-1	M67887	3-1/8"	6"	79	152	9	100
M6796-1	M67967	3-5/8"	6-1/2"	92	165	10	100
M6799-1	M67997	4-1/8"	7"	105	178	10	100

Stainless Steel Hose Clamps Kit

Merrill Part No.	UPC Bar Code (Qty. 1)	Clamp Dia. English (IN.) Min.	Clamp Dia. English (IN.) Max.	Clamp Dia. Metric (MM) Min.	Clamp Dia. Metric (MM) Max.	Qty. 49 Total
HCB671602	6 42367 45413 5					
	Kit Contains -					
	M6716-1	13/16"	1-1/2"	21mm	38mm	Qty. 4
	M6712-1	11/16"	1-1/4"	17mm	32mm	Qty. 5
	M6710-1	9/16"	1-1/16"	14mm	27mm	Qty. 10
	M6706-1	7/16"	25/32"	11mm	20mm	Qty. 10
	M62602	7/32"	5/8"	6mm	12mm	Qty. 20

WARNING: This product meets Federal USA Drinking Water requirements but has not been specifically tested or approved as no-lead in the State of California.

Form No. 2069.13

MERRILL MANUFACTURING

No-Lead

STAINLESS STEEL CLAMPS

All 304 Stainless Steel - Band - Housing and Screw

M69 Series DUO-LOC

- For extra tough installations design provides double locking security and high band tension for higher sealing pressure
- Simplified Inventory - one size ex. M6932 will handle 1/2" thru 2" pipe. DUO-LOC comes flat easy to stock, easy to store. A DUO-LOC user is never without the right size clamp.
- Thickness of band material is about **DOUBLE** that of the competitor. Stronger construction + better price.
- 1/2" Wide Band 300 Series Stainless Steel

- Merrill Band DOUBLE Thickness of Competitor

- Merrill Stronger Construction + Better Price

M69 Series

Merrill Part No.	Clamp Dia. Min.	English (IN.) Max.	Clamp Dia. Min.	Metric (MM) Max.	Length (IN.)	Length (MM)
M6912	11/16"	1-1/4"	17	32	4.8"	122
M6920	11/16"	1-3/4"	17	45	6.4"	163
M6932	11/16"	2-5/8"	17	67	8.9"	226
M6972	1-3/4"	5"	45	127	16.3"	414
M69104	4"	7-1/4"	101	184	23.3"	592

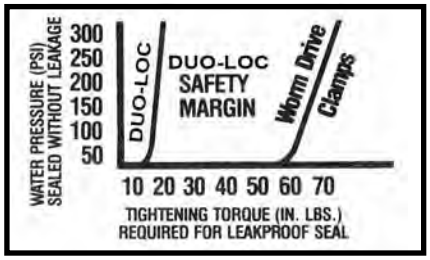

M64 Series 3/8" Hex Head All 304 Stainless Steel Screw

- 1/2" Wide Band 300 Series Stainless Steel
- 300 Series Stainless Steel High Torque Housing
- 300 Series Stainless Steel 3/8" Hex Head Screw
- Marine Grade Quality Clamp for undergound - underwater applications
- M64 Series is Quality - no magnetic attraction like found in clamp of competitor

- Merrill Better Material

- Stronger Construction + Better Price

Always ask for Merrill Clamps

M64 Series

Merrill Part No.	Clamp Dia. Min.	English (IN.) Max.	Clamp Dia. Min.	Metric (MM) Max.	Lbs. Per 100
M64087	1/2"	1"	13	26	4
M64107	9/16"	1-1/16"	14	27	4
M64127	11/16"	1-1/4"	17	32	5
M64167	11/16"	1-1/2"	17	38	5
M64207	13/16"	1-3/4"	21	45	5
M64247	1"	2"	26	51	6
M64287	1-1/4"	2-1/4"	32	57	6
M64327	1-1/2"	2-1/2"	38	64	6
M64367	1-3/4"	2-3/4"	45	70	6
M64407	2"	3"	51	76	6
M64447	2-1/4"	3-1/4"	57	83	6
M64487	2-1/2"	3-1/2"	64	89	6
M64527	2-3/4"	3-3/4"	70	95	7
M64567	3"	4"	76	102	7
M64607	3-1/4"	4-1/4"	82	108	7
M64647	3-1/2"	4-1/2"	89	114	7
M64727	4"	5"	102	127	8
M64807	4-1/2"	5-1/2"	114	140	8
M64887	5"	6"	127	152	9
M64967	5-1/2"	6-1/2"	140	165	10

Clamp to Flexible Pipe Size Guide

Clamp Size No.	Fits 80#		Fits 100#		Fits 125#		Fits 160#		Clamp Dia. Min.	Clamp Dia. Max.
06	Small Hose and Tube								3/8	7/8
08	1/2		1/2		1/2				7/16	1
10	1/2	3/4	1/2	3/4	1/2	3/4		3/4	1/2	1-1/8
12	1/2	3/4	1/2	3/4	1/2	3/4		3/4	1/2	1-1/4
16	1		3/4	1	3/4	1		1	3/4	1-1/2
20	1	1-1/4	1	1-1/4	1	1-1/4		1-1/4	3/4	1-3/4
24	1-1/4	1-1/2	1-1/4	1-1/2	1-1/4	1-1/2	1-1/4	1-1/2	1	2
28	1-1/2		1-1/4	1-1/2	1-1/4	1-1/2	1-1/4	1-1/2	1-5/16	2-1/4
32	2		1-1/2	2					1-9/16	2-1/2
36	1-1/2	2	1-1/2	2	1-1/2	2			7/8	2-3/4
40	2-1/2		2-1/2						1-1/8	3
52	3		3						1-7/8	3-3/4
72	4		4						3-1/8	5
104	6		6						5	7

WARNING: This product meets Federal USA Drinking Water requirements but has not been specifically tested or approved as no-lead in the State of California.

Form No. 2154.5

No-Lead

MERRILL™/IDEAL® CLAMPS

++ Limited Quantity

Hy-Gear 9/16" Bands

All Hy-Gear clamps feature full size 9/16" band width with one piece housing, and interlocked construction plus your choice of 3/8" or 5/16" hex head screw. Its versatility makes Hy-Gear one of our most popular clamps in a wide range of applications.

5/16" Hex-Head Screw

50 Series

Stainless steel band and housing. Zinc-plated, yellow chromate, carbon steel screw.

*** 63 Series**

300 series stainless band, housing and screw. A marine-grade quality clamp designed for corrosive environments. High nickel alloy stainless steel meets the demands of inground and underwater applications.

68 Series

Stainless steel band, housing and screw. (Stainless steel screw is subject to magnetic attraction.)

3/8" Hex-Head Screw

64 Series

Stainless steel band, housing and screw. (Stainless steel screw is subject to magnetic attraction.)

MERRILL™/IDEAL® Part No.				Clamp Diameters			
				English (in.)		Metric (mm)	
68 Series	50 Series	63 Series	64 Series	Min.	Max.	Min.	Max.
++6806	++5006	++6306	++6406	3/8	7/8	10	22
		++6308	++6408	7/16	1	11	25
++6812		++6312	++6412	1/2	1-1/4	13	32
			++6424	1	2	25	51
	++5028			1-1/4	2-1/4	32	57
		++6332		1-1/2	2-1/2	38	64
++6836			++6436	1-3/4	2-3/4	44	70
	++5040	++6340		2	3	51	76
			++6448	2-1/2	3-1/2	64	89
		++6352		2-3/4	3-3/4	70	95
		++6356		3	4	76	102
			++6460	3-1/4	4-1/4	83	108
++6864		++6364	++6464	2-1/2	4-1/2	64	114
	++5072	++6372		3	5	76	127
		++6380	++6480	3-1/2	5-1/2	89	140
			++6488	4	6	102	152
		++6396	++6496	4-1/2	6-1/2	114	165
++68116				5-3/4	7-3/4	146	197
		++63760		2-1/2	48	64	1219

Micro-Gear

1/4" Hex-Head Screw

Tiny - Tough - Precision Engineered.
Seals with only 10 inch-pounds of screw torque. One piece housing. No spot welds. Easy to install in confined areas. 5/16" band width.

62M Series

300 series marine-grade band housing and screw.

62P Series

Stainless steel band and housing. Zinc-plated, yellow chromate, carbon steel screw.

SAE Equiv. Size	MERRILL™/IDEAL® Part No.		Clamp Diameters			
			English (in.)		Metric (mm)	
	62P Series	62M Series	Min.	Max.	Min.	Max.
08		++62M08	3/8	1	10	25
12		++62M12	1/2	1-1/4	13	32
44	++62P44		2-1/4	3-1/4	57	83

Clamp to Flexible Pipe Size Guide

Clamp Size No.	Fits 80#		Fits 100#		Fits 125#		Fits 160#		Clamp Dia. Min.	Clamp Dia. Max.
06	Small Hose and Tube								3/8	7/8
08	1/2		1/2		1/2				7/16	1
10	1/2	3/4	1/2	3/4	1/2	3/4		3/4	1/2	1-1/8
12	1/2	3/4	1/2	3/4	1/2	3/4		3/4	1/2	1-1/4
16	1		3/4	1	3/4	1		1	3/4	1-1/2
20	1	1-1/4	1	1-1/4	1	1-1/4	1	1-1/4	3/4	1-3/4
24	1-1/4	1-1/2	1-1/4	1-1/2	1-1/4	1-1/2	1-1/4	1-1/2	1	2
28	1-1/2		1-1/4	1-1/2	1-1/4	1-1/2	1-1/4	1-1/2	1-5/16	2-1/4
32	2		1-1/2						1-9/16	2-1/2
36	1-1/2	2	1-1/2	2	1-1/2	2			7/8	2-3/4
40	2-1/2		2-1/2						1-1/8	3
52	3		3						1-7/8	3-3/4
72	4		4						3-1/8	5
104	6		6						4	7

WARNING: This product meets Federal USA Drinking Water requirements but has not been specifically tested or approved as no-lead in the State of California.

++ Limited Quantity

MERRILL MANUFACTURING

No-Lead

MERRILL™/IDEAL® CLAMPS

Snaplock

Unlike standard worm drive clamps, Snaplock is quickly opened and closed. Installation is easier, especially in "closed" systems where the clamp must be opened to be applied.

56 Series

Stainless steel band and housing, zinc-plated, yellow chromate, carbon steel bridge and 5/16" screw.

58 Series

Stainless steel band, housing, bridge and 3/8" screw. (Stainless steel screw is subject to magnetic attraction.)

Clamps are shipped disengaged. Sizes 128 and up are available in bulk only. Information on special sizes available on request.

MERRILL™/IDEAL® Part No.		Clamp Diameters			
56 Series	58 Series	English (in.)		Metric (mm)	
		Min.	Max.	Min.	Max.
	++5820	3/4	1-3/4	19	44
++5688		2	6	51	152
++56104		1-3/4	7	44	178
++56152		2	10	51	254

Swivel-action locking of screw to band makes Snaplock a truly versatile clamp.

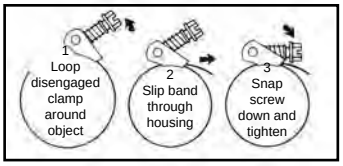

1/2" Bands

5/16" Hex-Head Screw

67-1 Series

Nickel bearing stainless steel band, housing and screw. (Stainless steel screw is subject to magnetic attraction.)

57 Series

Nickel bearing stainless steel band and housing. Zinc-plated, yellow chromate, carbon steel screw.

MERRILL™/IDEAL® Part No.		Clamp Diameters			
67-1 Series	57 Series	English (in.)		Metric (mm)	
		Min.	Max.	Min.	Max.
++6706-1		3/8	7/8	10	22
	++5708	7/16	1	11	25
	++5710	1/2	1-1/16	13	27
++6712-1	++5712	1/2	1-1/4	13	32
++6716-1		11/16	1-1/2	17	38
++6724-1	++5724	1	2	25	51
	++5732	1-1/2	2-1/2	38	64
++6736-1		1-3/4	2-3/4	44	70
	++5740	2	3	51	76
++6744-1		2-1/4	3-1/4	57	83
++6748-1		2-1/2	3-1/2	64	89
++6752-1		2-3/4	3-3/4	70	95
++6756-1	++5756	3	4	76	102
++6760-1		3-1/4	4-1/4	83	108
++6772-1	++5772	3	5	76	127
++6780-1	++5780	3-1/2	5-1/2	90	140
	++5788	4	6	102	152
++6796-1		4-1/2	6-1/2	114	165
	++57104	5	7	127	178

Lox-On

5/16" Hex-Head Screw

69 Series

300 series stainless band, housing and screw.

For extra-tough installations. Unique design provides double-locking security and high band tension for high sealing pressures.

MERRILL™ /IDEAL® Part No. 69 Series	Clamp Diameters				Length	
	English (in.)		Metric (mm)		English (in.)	Metric (mm)
	Min.	Max.	Min.	Max.		
++6972	1-3/4	5	44	127	16-5/16	414
Clamps shipped flat						

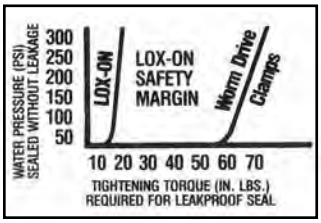

Performance graph shows sealing results of all stainless Lox-On compared to average of four brands of all stainless worm drive clamps on 1" polyethylene pipe over a 0.985" smooth plug.

Simplified Inventory - just one size, #6972 will handle from 1-3/4" through 5" pipe. Lox-On comes flat - easy to stock, easy to store. A Lox-On user is never without the right size clamp.

Note: We recommend a minimum all 300 grade stainless steel clamp for marine applications (IDEAL® 63 Series). For application directly over galvanized steel we recommend the use of an intermediate layer of non-conductive material such as vinyl electrical tape.

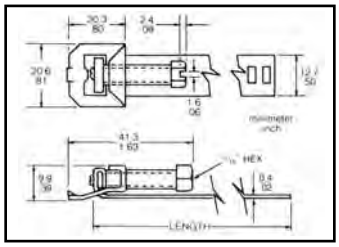

WARNING: This product meets Federal USA Drinking Water requirements but has not been specifically tested or approved as no-lead in the State of California.

Form No. 2104.16

No-Lead ❖ CA. Certified

MERRILL MANUFACTURING

CODE APPROVALS
ASSE-1019A
CSA
UPC
E.A

10

MA SERIES FROST PROOF WALL FAUCETS

Merrill MA Series Frost Proof Wall Faucets provide frost proof water supply plus **ANTI-SIPHON** and **SELF-DRAINING** protection.

FEATURES/BENEFITS

(1) **Adjustable Packing Nut** - with rubber packing, instead of asbestos packing used by other companies.
(2) **Metal Handle** - for strength and long life.
(3) **End Connection** - allows easy installation and no need for oversized hole cut in wall.
(4) **Top Stamped** - on inlet end of wall faucet, indicates outlet direction on outside of building when making connection on inside.
(5) **Chrome Plated** - for corrosion protection and better appearance for easy sales.
(6) **Anti-Siphon** - dual safety with air check at both nozzle and shut-off end connection.
(7) **Automatic Self-Draining** - when shut off, wall faucet drains itself and open end hose due to air check above nozzle.
(8) **All Wall Faucets** are individually boxed

WARNING: **WARRANTY VOID** if not installed with downward pitch to prevent freezing

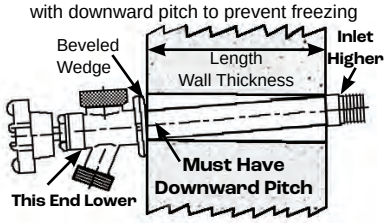

NOTE: Wall faucet must be installed with downward slope from inlet to outlet to drain and hose must **not** have shutoff valve on end or must be removed, so faucet can drain completely.

MIP= Male Iron Pipe
FIP= Female Iron Pipe

PEX - end connection (ASTM F1807 Standard)

MA Series

Order No.	UPC Bar Code (Qty. 1)	Length	Approx. Wt./Lbs.	Ctn. Qty.	Approx. Ctn. Wt./Lbs.
❖ **MAD4**	6 42367 09979 4	4"	1.2	24	29.0
❖ **MAD6**	6 42367 01788 0	6"	1.3	24	32.0
❖ **MAD8**	6 42367 01789 7	8"	1.4	24	34.0
❖ **MAD10**	6 42367 01784 2	10"	1.4	24	34.0
❖ **MAD12**	6 42367 01785 9	12"	1.5	24	36.0
❖ **MAD14**	6 42367 01787 3	14"	1.6	24	39.0
❖ **MAT12**	6 42367 03483 2	12"	1.6	24	39.0
❖ **MADNL8**	6 42367 12436 6	8"	1.4	24	34.0
❖ **MADNL10**	6 42367 12440 3	10"	1.4	24	34.0
❖ **MADNL12**	6 42367 12441 0	12"	1.5	24	36.0

Model "D" end connection - 1/2" MIP and 1/2" Copper Sweat
Model "T" end connection - 3/4" MIP and 1/2" FIP Double Thread

MAP Series

Order No.	UPC Bar Code (Qty. 1)	Length	Approx. Wt./Lbs.	Ctn. Qty.	Approx. Ctn. Wt./Lbs.
❖ **MAP6**	6 42367 11851 8	6"	1.2	24	29.0
❖ **MAP8**	6 42367 11852 5	8"	1.3	24	31.0
❖ **MAP10**	6 42367 11853 2	10"	1.4	24	34.0
❖ **MAP12**	6 42367 11854 9	12"	1.5	24	36.0
❖ **MAP14**	6 42367 11855 6	14"	1.5	24	36.0
❖ **MAPNL8**	6 42367 12466 3	8"	1.3	24	31.0
❖ **MAPNL10**	6 42367 12467 0	10"	1.4	24	34.0
❖ **MAPNL12**	6 42367 12468 7	12"	1.5	24	36.0

Model "P" end connection - **PEX FITTING (ASTM F1807 Standard)**

MA Series Parts List

Part No.	UPC Bar Code (Qty. 1)	Description
MADW	6 42367 01790 3	Beveled Wedge
MAS01	6 42367 09980 0	Handle Screw
MAS02	6 42367 09981 7	Handle Washer
MAS03	6 42367 09982 4	Handle
MAS04	6 42367 09984 8	Bonnet Nut
MAS05	6 42367 09985 5	Packing Washer
MAS06	6 42367 09986 2	Packing
MAS07	6 42367 09987 9	Flat Washer
MAS10	6 42367 09989 3	Spring
MAS11	6 42367 09990 9	O-Ring
MAS12	6 42367 09991 6	No Lead Brass Seat
MAS13	6 42367 09992 3	Seat Packing
MAS14	6 42367 09993 0	Seat Washer
MAS15	6 42367 09994 7	Bibb Washer
MAS16	6 42367 09995 4	Bibb Washer Screw
MAS25	6 42367 09999 2	VB Cap
MASVBPK	6 42367 10001 8	VB Assembly

Includes **MAS21** (VB Plunger), **MAS22** (VB Packing), **MAS23** (VB O-Ring), **MAS24** (VB Bonnet)

MAS25
MAS24
MAS23
MAS22
MAS21

Sold As Assembly Only Part No. MASVBPK

MAS01 MAS02 MAS03 MAS04 MAS05 MAS06 MAS07 N/A

MADW
Beveled Wedge



N/A MAS10 MAS11 MAS12 MAS13 MAS14 MAS15 MAS16

WARNING: This product meets Federal USA Drinking Water requirements but has not been specifically tested or approved as no-lead in the State of California.

Form No. 2039.22

11

MERRILL MANUFACTURING

Quality Heavy-Duty Check Valves for Drop Pipe Installations

Water wells need a check valve installed above the pump between lengths of drop pipe. The valve must hold the weight - and a heavy-duty (thick walled) check valve is the answer.

Merrill 950 Series No Lead Bronze Check Valves (See page 151)
CVAHDNL100 - 1" Heavy-Duty
CVAHDNL125 - 1-1/4" Heavy-Duty

Merrill Heavy-Duty (HD) Check Valves
Have **DOUBLE** the wall thickness of competitors standard check valves

Why Take A Chance!

Dropping a pump and pipe down the well by hanging your reputation on a standard wall valve.

Extra Thick Wall to Hold More Weight

Ribs on Outside for Strength and Wrench

No Lead Bronze Body and Poppet for Long Life



Tapered Pipe Thread for Watertight Seal

Abrasion Resistant O-Ring into Tapered Self-Cleaning Valve Seat

Delrin® Guide Bearing for Long Poppet Stem Life

Stainless Steel Spring, Cup Washer, and Lock Nut

Form No. 2107.8

No-Lead ❖ CA. Certified

MERRILL MANUFACTURING

11

NO-LEAD BRONZE CHECK AND FOOT VALVES

- Valve body and poppet are cast with no-lead bronze
- Abrasion resistant O-ring is precision fitted to the poppet for a positive seal into a tapered self-cleaning valve seat
- Check valve has Delrin® guide bearing for the poppet stem, assures smooth, noise-free, and long-life valve operation
- Corrosion resistant - stainless steel spring and stainless steel lock nut
- Can be used in both vertical and horizontal positions
- Merrill check and foot valves individually boxed

CVANL100

CVAHDNL100

CVXLDNL100

CVMXLNL100

CVMNL125

FVANL100

MIP = Male Iron Pipe
FIP= Female Iron Pipe

CVTNL1002

One Tapping on Inlet
One Tapping on Outlet
Custom tapping available upon request

CVCNL100

Three or Four Tappings
Inlet Side - One 1/8"
Outlet Side - One 1/8" and One or Two 1/4"
Custom tapping available upon request

Merrill 850 Series No-Lead Bronze Check Valves (No-Spin Poppet)

Order No.	UPC Bar Code (Qty. 1)	Pipe Size	Ctn. Qty.	Approx. Wt./Lbs.	Master Ctn. Qty.
❖ CVANL50	6 42367 41452 8	1/2"	1	0.5	100
❖ CVANL75	6 42367 41453 5	3/4"	1	0.6	80
❖ CVANL100	6 42367 41454 2	1"	1	0.9	60
❖ CVANL125	6 42367 41455 9	1-1/4"	1	1.2	40
❖ CVANL150	6 42367 41456 6	1-1/2"	1	1.5	30
❖ CVANL200	6 42367 41457 3	2"	1	2.5	20
❖ CVANL300	6 42367 41494 8	3"	1	8.6	6
❖ CVANL400	6 42367 41495 5	4"	1	17.2	3

Merrill 950 Series No-Lead Heavy-Duty Bronze Check Valves(No-Spin Poppet)

Order No.	UPC Bar Code (Qty. 1)	Pipe Size	Ctn. Qty.	Approx. Wt./Lbs.	Master Ctn. Qty.
❖ CVAHDNL100	6 42367 42412 1	1"	5	1.1	60
❖ CVAHDNL125	6 42367 42413 8	1-1/4"	5	1.7	40

NOTE: Merrill 950 Series Check Valves are rated for a maximum weight of 1000lbs. in tension (down pull.)

Merrill 850 Series No-Lead Bronze Check Valves (No-Spin Poppet)

Order No.	UPC Bar Code (Qty. 1)	Pipe Size	Dia. In.	Length In.	Ctn. Qty.	Approx. Wt./Lbs.	Master Ctn. Qty.	App. Master Ctn. Wt.
• Male x Female								
❖ • CVMXLNL100	6 42367 12427 4	1"	1.63	4.25	10	1.0	60	60.0
❖ • CVMXLNL125	6 42367 12428 1	1-1/4"	2.00	4.63	5	2.0	40	80.0
+ Extra Long Body at Discharge								
❖ + CVXLDNL100	6 42367 12429 8	1"	1.75	3.70	10	1.1	60	66.0
❖ + CVXLDNL125	6 42367 12430 4	1-1/4"	2.25	4.30	5	1.5	40	60.0

***NOTE:** Merrill 850 Series Check Valves are rated for a maximum weight of 300lbs. in tension (down pull.)

Merrill 860 Series No-Lead Bronze Foot Valves

Order No.	UPC Bar Code (Qty. 1)	Pipe Size	Ctn. Qty.	Approx. Wt./Lbs.	Master Ctn. Qty.
❖ FVANL50	6 42367 41705 5	1/2"	1	0.3	100
❖ FVANL75	6 42367 41706 2	3/4"	1	0.4	80
❖ FVANL100	6 42367 41458 0	1"	1	0.6	60
❖ FVANL100125	6 42367 41477 1	1" FIP & 1-1/4" MIP	1	0.6	60
❖ FVANL125	6 42367 41567 9	1-1/4"	1	1.0	40
❖ FVANL1251	6 42367 41478 8	1-1/4"	1	0.9	50
(1-15/16" Diameter) Stainless Steel Strainer					
❖ FVANL150	6 42367 41568 6	1-1/2"	1	1.2	30
❖ FVANL200	6 42367 41569 3	2"	1	2.2	20
❖ FVANL300	6 42367 41570 9	3"	1	7.0	8
❖ FVANL400	6 42367 41707 9	4"	1	13.3	4

No-Lead Bronze Submersible Check Valves (No-Spin Poppet)

Order No.	UPC Bar Code (Qty. 1)	MIP x FIP Size	Ctn. Qty.	Approx. Wt./Lbs.	Master Ctn. Qty.
❖ CVMNL100	6 42367 08941 2	1" x 1"	1	1.0	60
❖ CVMNL125	6 42367 41476 4	1-1/4" x 1"	1	0.8	60

No-Lead Bronze Double Tap Check Valves (No-Spin Poppet)

Order No.	UPC Bar Code (Qty. 1)	Pipe Size	Dia. In.	Length In.	Tap Inlet	Tap Outlet	Ctn. Qty.	Approx. Wt./Lbs.
❖ CVTNL1002	6 42367 41470 2	1"	1.75	3.25	1/8"	1/4"	5	0.95
❖ CVTNL1252	6 42367 41471 9	1-1/4"	2.25	3.87	1/8"	1/4"	5	1.27
❖ CVTNL1502	6 42367 41472 6	1-1/2"	2.50	4.25	1/8"	1/4"	5	1.79
❖ CVTNL2002	6 42367 41473 3	2"	3.12	5.00	1/8"	1/4"	4	2.79

No-Lead Bronze Control Center Check Valves (No-Spin Poppet)

Order No.	UPC Bar Code (Qty. 1)	Pipe Size	Dia. In.	Length In.	Tapping Inlet	Tapping Outlet	Ctn. Qty.	Approx. Wt./Lbs.
CVTNL1003	6 42367 41852 6	1"	1.75	3.25	1/8"	1/8" & 1/4"	5	1.02
CVTNL1253	6 42367 41853 3	1-1/4"	2.25	3.87	1/8"	1/8" & 1/4"	5	1.38
❖ CVCNL100	6 42367 41474 0	1"	1.75	3.25	1/8"	1/8" & (2)1/4"	5	0.98
❖ CVCNL125	6 42367 41475 7	1-1/4"	2.25	3.75	1/8"	1/8" & (2)1/4"	5	1.47

WARNING: This product meets Federal USA Drinking Water requirements but has not been specifically tested or approved as no-lead in the State of California.

Form No. 2149.7

MERRILL MANUFACTURING

No-Lead ❖ CA. Certified

TAPPED CHECK VALVES / CONTROL CENTER

Double Tap

- Finished valve body and poppet assembly are cast from no-lead bronze.
- Abrasion resistant O-ring is precision fitted to the poppet for a positive seal into the tapered self-cleaning valve seat.
- Check valve has Delrin® guide bearing for the poppet stem, assures smooth, noise-free valve operation.
- Corrosion resistant materials - stainless steel spring, no-lead bronze castings, and stainless steel lock nut.
- Can be used in both vertical and horizontal positions.
- Merrill check valves are individually cartoned.

Control Center

No-Lead Bronze Double Tap Check Valves (No-Spin Poppet)

Order No.	UPC Bar Code (Qty. 1)	Pipe Size	Dia. In.	Length In.	Tap Inlet	Tap Outlet	Ctn. Qty.	Approx. Wt./Lbs.
❖ CVTNL1002	6 42367 41470 2	1"	1.75	3.25	1/8"	1/4"	5	0.95
❖ CVTNL1252	6 42367 41471 9	1-1/4"	2.25	3.87	1/8"	1/4"	5	1.27
❖ CVTNL1502	6 42367 41472 6	1-1/2"	2.50	4.25	1/8"	1/4"	5	1.79
❖ CVTNL2002	6 42367 41473 3	2"	3.12	5.00	1/8"	1/4"	4	2.79

One Tapping on Inlet
One Tapping on Outlet
Custom tapping available upon request

Control Center with Pressure Gauge, Nipple, Pressure Switch, Air Valve and Pipe Plug.

No-Lead Bronze Control Center Check Valves (No-Spin Poppet)

Order No.	UPC Bar Code (Qty. 1)	Pipe Size	Dia. In.	Length In.	Tapping Inlet	Tapping Outlet	Ctn. Qty.	Approx. Wt./Lbs.
CVTNL1003	6 42367 41852 6	1"	1.75	3.25	1/8"	1/8" & 1/4"	5	1.02
CVTNL1253	6 42367 41853 3	1-1/4"	2.25	3.87	1/8"	1/8" & 1/4"	5	1.38
❖ CVCNL100	6 42367 41474 0	1"	1.75	3.25	1/8"	1/8" & (2)1/4"	5	0.98
❖ CVCNL125	6 42367 41475 7	1-1/4"	2.25	3.75	1/8"	1/8" & (2)1/4"	5	1.47

Three or Four Tappings
Inlet Side - One 1/8"
Outlet Side - One 1/8" and One or Two 1/4"
Custom tapping available upon request

NOTE: All Merrill check valves and foot valves, water, oil or gas, working pressure 200 PSI, maximum operating temperature 190° F (87° C).

CORRECT VALVE INSTALLATION

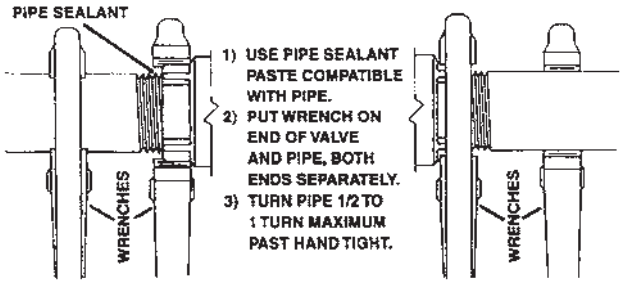

WRONG INSTALLATION METHOD VOIDS WARRANTY

WARNING: This product meets Federal USA Drinking Water requirements but has not been specifically tested or approved as no-lead in the State of California.

❖ CA. Certified

MERRILL MANUFACTURING

11

NO-LEAD BRASS CHECK AND FOOT VALVES

No-Lead Brass Check & Foot Valves

- Valve body and poppet are cast with no-lead brass
- Abrasion resistant O-ring is precision fitted to the poppet for a positive seal into a tapered self-cleaning valve seat
- Check valve has Delrin® guide bearing for the poppet stem, assures smooth, noise-free, and long-life valve operation
- Corrosion resistant - stainless steel spring and stainless steel lock nut
- Can be used in both vertical and horizontal positions
- Check valves and foot valves individually boxe

CVNL100

CVMNL1252

FVNL100

CVRTNL1252

Check Valve Foot Valve

Merrill 700 Series No-Lead Brass Check Valves
(No-Spin Poppet)

Order No.	UPC Bar Code (Qty. 1)	Pipe Size	Ctn. Qty.	Approx. Wt./Lbs.	Master Ctn. Qty.
❖ CVNL50	6 42367 07713 6	1/2"	1	0.5	100
❖ CVNL75	6 42367 07714 3	3/4"	1	0.6	80
❖ CVNL100	6 42367 07715 0	1"	1	0.9	60
❖ CVNL125	6 42367 07716 7	1-1/4"	1	1.0	40
❖ CVNL150	6 42367 07717 4	1-1/2"	1	1.5	30
❖ CVNL200	6 42367 07718 1	2"	1	2.5	20
❖ CVNL300	6 42367 12407 6	3"	1	8.3	6
❖ CVNL400	6 42367 12408 3	4"	1	17.6	3

Merrill 700 Series No-Lead Brass Submersible Check Valve
(No-Spin Poppet)

Order No.	UPC Bar Code (Qty. 1)	MIP x FIP Size	Ctn. Qty.	Approx. Wt./Lbs.	Master Ctn. Qty.
❖ CVMNL1252	6 42367 08942 9	1-1/4" x 1-1/4"	1	1.4	40
❖ CVMRNL100	6 42367 41469 6	1" x 1"	1	0.8	60

Merrill 710 Series No-Lead Brass Foot Valves

Order No.	UPC Bar Code (Qty. 1)	Pipe Size	Ctn. Qty.	Approx. Wt./Lbs.	Master Ctn. Qty.
❖ FVNL50	6 42367 07880 5	1/2"	1	0.3	100
❖ FVNL75	6 42367 07881 2	3/4"	1	0.4	80
❖ FVNL100	6 42367 07882 9	1"	1	0.6	60
❖ FVNL125	6 42367 07883 6	1-1/4"	1	1.0	50
❖ FVNL150	6 42367 07884 3	1-1/2"	1	1.5	30
❖ FVNL200	6 42367 07885 0	2"	1	2.2	20
❖ FVNL300	6 42367 12409 0	3"	1	7.0	6
❖ FVNL400	6 42367 12410 6	4"	1	13.3	3

Side Tapped No-Lead Brass Check Valves (No-Spin Poppet)

Order No.	UPC Bar Code (Qty. 1)	Pipe Size	Number of Tappings	Ctn. Qty.	Approx. Wt./Lbs.	Master Qty.
❖ CVRTNL1002	6 42367 41467 2	1"	2	1	1.0	5
❖ CVRTNL1252	6 42367 41468 9	1-1/4"	2	1	1.2	5

One Tapping on Inlet - One Tapping on Outlet
Custom tapping available upon request

MIP = Male Iron Pipe **FIP= Female Iron Pipe**

MERRILL MANUFACTURING

⚠ Lead
++ Limited Quantity

BRASS CHECK AND FOOT VALVES

Not Approved for use with Drinking Water in USA

- Valve body and poppet assembly are cast brass.
- Abrasion resistant O-ring is precision fitted to the poppet for a positive seal into a tapered self-cleaning valve seat.
- Check valve has Delrin® guide bearing for the poppet stem, assures smooth, noise-free valve operation.
- Corrosion resistant materials - stainless steel spring, brass castings, and stainless steel lock nut.
- Can be used in both vertical and horizontal positions.
- Merrill brass foot and check valves are individually cartoned

600 Series Brass Check Valves*

	Order No.	UPC Bar Code (Qty. 1)	Pipe Size	Dia. In.	Length In.	Ctn. Qty.	Approx. Wt./Lbs.	Master Ctn. Qty.	Approx. Master Ctn. Wt.
++⚠	**CVR125**	6 42367 01063 8	1-1/4"	2.18	3.87	5	1.26	40	54.30

CVR125

610 Series Brass Foot Valves

	Order No.	UPC Bar Code (Qty. 1)	Pipe Size	Enters Pipe	Length In.	Carton Qty.	Approx. Wt./Lbs.	Master Ctn. Qty.	Approx. Master Ctn. Wt.
++⚠	**FVR50**	6 42367 01475 9	1/2"	1-1/4"	3.75	10	0.32	100	33.60
++⚠	**FVR75**	6 42367 01476 6	3/4"	1-1/2"	3.75	10	0.42	80	34.90
++⚠	**FVR100**	6 42367 01471 1	1"	2"	5.00	10	0.64	60	39.60
++⚠	**FVR125**	6 42367 01472 8	1-1/4"	2-1/2"	5.20	5	0.99	50	50.80
++⚠	**FVR150**	6 42367 01473 5	1-1/2"	3"	6.37	5	1.47	30	45.54

FVR50 **FVR75** **FVR100** **FVR125** **FVR150**

Check Valve **Foot Valve**

* **NOTE:** Merrill 600 Series Check Valves are rated for a maximum weight of 300 lbs. in tension (down pull).

Pressure Loss - Merrill 600 Series Check Valves

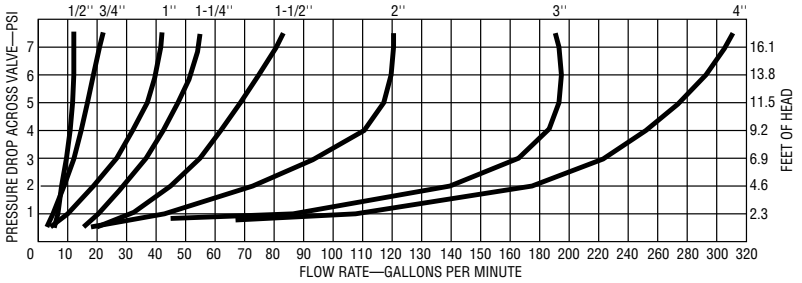

⚠ WARNING: This product can expose you to lead, which is known to the State of California to cause cancer, birth defects or other reproductive harm. (For more information go to www.p65warnings.ca.gov)

Form No. 2040.17

No-Lead

MERRILL MANUFACTURING

11

CHECK AND FOOT VALVE REPLACEMENT PARTS



Every Merrill Check Valve is Hand Tested
by Air Pressure Underwater.
Hand testing of every valve assures you of the dependability and quality you expect from Merrill Manufacturing.

Stainless Steel Strainer, End Cap and Screw

Stainless Steel Strainer, End Cap and Screw
for FVANL, FVNL, FVR, FVS, and FV Foot Valves

Order No.	UPC Bar Code (Qty. 1)	Foot Valve Size	Top O.D.	Length	Bottom O.D.	Approx. Wt./Lbs.
FVSC50	6 42367 01482 7	1/2"	0.90	2.00	0.94	0.023
FVSC75	6 42367 01483 4	3/4"	0.90	2.00	1.10	0.025
FVSC100	6 42367 01477 3	1"	1.05	3.00	1.40	0.044
FVSC125	6 42367 01478 0	1-1/4"	1.30	3.25	1.70	0.063
FVSC150	6 42367 01479 7	1-1/2"	1.60	3.87	2.00	0.069
FVSC200	6 42367 01480 3	2"	2.00	4.75	2.60	0.125
FVSC300	6 42367 01481 0	3"	3.35	5.50	3.85	0.800
FVSC400	6 42367 03410 8	4"	4.50	8.75	5.00	1.500

Stainless Steel Spring

Stainless Steel Spring for CVANL, CVNL, CVR, CVS, CV, FVANL, FVNL, FVR, FVS, and FV Valves

Order No.	UPC Bar Code (Qty. 1)	Valve Size	Approx. Wt./Lbs.
CVSP50	6 42367 01074 4	1/2"	0.01
CVSP75	6 42367 01075 1	3/4"	0.01
CVSP100	6 42367 01070 6	1"	0.01
CVSP125	6 42367 01071 3	1-1/4"	0.01
CVSP150	6 42367 01072 0	1-1/2"	0.01
CVSP200	6 42367 01073 7	2"	0.01
CVSP300	6 42367 06559 1	3"	0.04
CVSP400	6 42367 06560 7	4"	0.04

Pressure Loss - Merrill 800 Series Check Valves

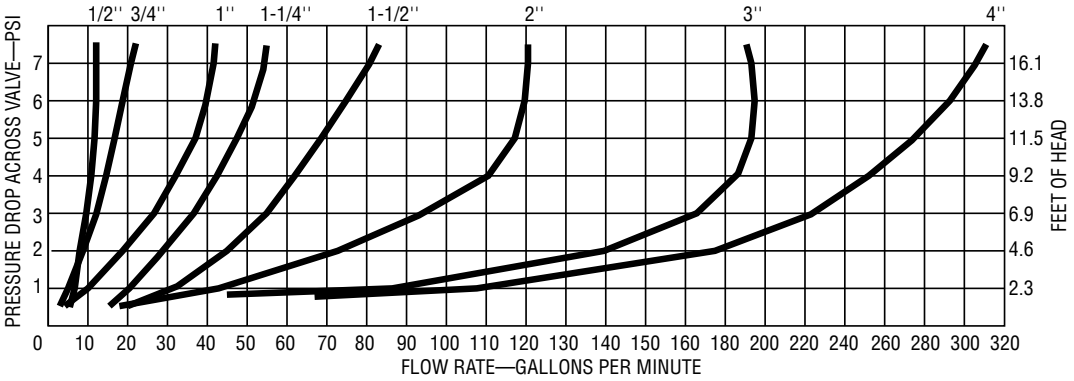

WARNING: This product meets Federal USA Drinking Water requirements but has not been specifically tested or approved as no-lead in the State of California.

Form No. 2040.18

MERRILL MANUFACTURING

LEAD

LOW-LEAD IAPMO R&T ™

❖ CA. Certified

STAINLESS STEEL CHECK AND FOOT VALVES

Water wells need a check valve installed above the pump between lengths of drop pipe. The **NO-SPIN POPPET** is very important and the valve must hold the weight and be corrosion resistant. A stainless steel check valve (with **no**-lead) is the answer.

Why pay more for a no-lead brass valve!

BUY - Stainless Steel • **More strength** • **Corrosion resistant**

Merrill 1000 Series Stainless Steel Check Valves (No-Spin Poppet)

Order No.	UPC Bar Code (Qty.1)	Pipe Size	Ctn. Qty.	Approx. Wt./Lbs.	Master Ctn. Qty.
❖ CVS50	6 42367 57673 8	1/2"	10	0.4	100
❖ CVS75	6 42367 05791 6	3/4"	10	0.5	80
❖ CVS100	6 42367 05127 3	1"	10	0.7	60
❖ CVS125	6 42367 05792 3	1-1/4"	5	1.2	40
❖ CVS150	6 42367 57682 0	1-1/2"	5	1.4	30
❖ CVS200	6 42367 57683 7	2"	5	2.5	20
❖ CVS300	6 42367 07200 1	3"	1	7.4	6
❖ CVS400	6 42367 07201 8	4"	1	15.0	3
❖ CVMS1025	6 42367 06042 8	1" FIP x 1-1/4" MIP	10	0.8	60
● ❖ CVMS200	6 42367 12268 3	2" FIP x 2" MIP	5	2.5	20
❖ * CVSE375	6 42367 43710 7	3/8"	10	0.4	100
❖ * CVSE50	6 42367 57674 5	1/2"	10	0.4	100
❖ * CVSE75	6 42367 57676 9	3/4"	10	0.5	80
❖ * CVSE100	6 42367 57678 3	1"	10	0.7	60
❖ * CVSE125	6 42367 57680 6	1-1/4"	5	1.2	40
❖ * CVSE150	6 42367 57684 4	1-1/2"	5	1.4	30
❖ * CVSE200	6 42367 57686 8	2"	5	2.5	20
❖ * CVSE300	6 42367 07251 3	3"	1	7.4	6
❖ * CVSE400	6 42367 07252 0	4"	1	15.0	3
❖ * CVMSE1025	6 42367 07067 0	1" FIP x 1-1/4" MIP	1	0.8	3
❖ * CVMSE200	6 42367 12406 9	2" FIP x 2" MIP	5	2.5	60

● Exclusive to Merrill Manufacturing

* Includes VITON O-ring for your environmental needs

Features:

- Solid 304 stainless steel construction
- Individually boxed
- Stainless steel check valves are rated for a maximum weight of 2000lbs. in tension (down pull)
- All parts stainless steel - spring, lock nut on poppet, and nut retaining cup locks spring to nut
- Guide bearing of Delrin® around poppet stem for straight operation and eliminates wear
- No-spin poppet for demanding installation directly above submersible pump
- Ideal for Ag chemical applications - **WARNING** - Not to be used with anhydrous ammonia
- Only require 1.5 psi to open CVSE - has a VITON O-ring seal to prevent drain back in harsh chemical environments
- Rated at 450 psi max.

Temp. Ratings

- Max Temp. for CVS & FVS 190°F(87°C)
- Temp. Range for CVSE & FVSE with VITON O-ring -4°F(-20°C) to 392°F(200°C) liquid

Double Tap Check Valves (No-Spin Poppet)

Order No.	UPC Bar Code (Qty. 1)	Pipe Size	Tap Inlet	Tap Outlet	Ctn. Qty.	Approx. Wt./Lbs.
❖ CVST1002	6 42367 12804 3	1"	1/8"	1/4"	10	1.0
❖ CVST1252	6 42367 12805 0	1-1/4"	1/8"	1/4"	5	1.3

- One Tapping on Inlet - One Tapping on Outlet
- Custom tapping available upon request



CVST1002

Merrill 1100 Series Stainless Steel Foot Valves

For all your jet pump and centrifugal applications, use the best - a stainless steel foot valve. Extremely durable and corrosion resistant. A stainless steel foot valve (with **no**-lead) is the answer.

Order No.	UPC Bar Code (Qty. 1)	Pipe Size	Ctn. Qty.	Approx. Wt./Lbs.	Master Ctn. Qty.
❖ FVS50	6 42367 12412 0	1/2"	10	0.3	100
❖ FVS75	6 42367 12413 7	3/4"	10	0.5	80
❖ FVS100	6 42367 57688 2	1"	10	0.6	60
❖ FVS125	6 42367 57690 5	1-1/4"	5	0.8	40
❖ FVS150	6 42367 12416 8	1-1/2"	5	1.5	30
❖ FVS200	6 42367 12417 5	2"	5	2.3	20
❖ * FVSE50	6 42367 12420 5	1/2"	10	0.3	100
❖ * FVSE75	6 42367 12421 2	3/4"	10	0.5	80
❖ * FVSE100	6 42367 07253 7	1"	10	0.6	60
❖ * FVSE125	6 42367 07254 4	1-1/4"	5	0.8	50
❖ * FVSE150	6 42367 12423 6	1-1/2"	5	1.5	30
❖ * FVSE200	6 42367 12424 3	2"	5	2.3	20

* Includes VITON O-ring for your environmental needs

MIP = Male Iron Pipe
FIP = Female Iron Pipe

No-Lead

MERRILL MANUFACTURING

11

VFC VARIABLE FLOW CHECK VALVES

Improve pump performance with greatly reduced pressure drop across the check valve plus big increase in valve capacity (GPM)

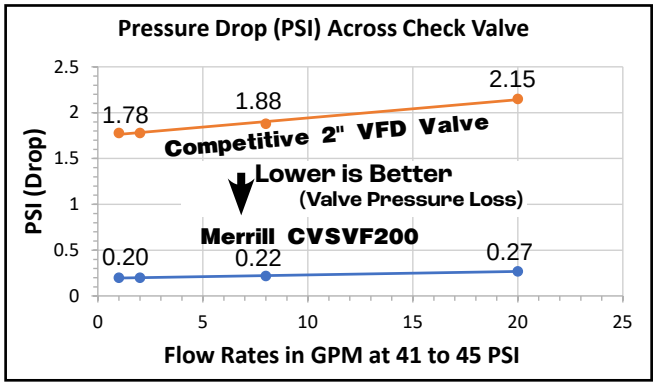

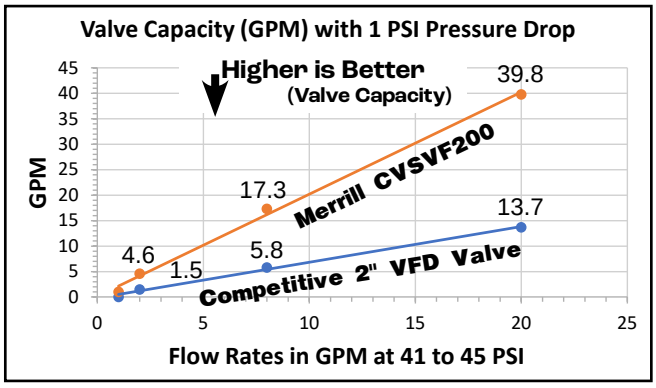

Independent Flow Tests Done By A Major U.S. University

Merrill VFC Advanced Design

Uses the proven components coordinated together to control the complete flow range.

- Reduces pressure loss
- Improved pump efficiency
- Flow at consistent pressure
- Stainless steel components - (valve body, poppet, springs, lock nut)
- Merrill valve has Delrin® guide bearing for poppet-stem-longlife
- Abrasion resistant O-ring is precision fitted to poppets for seal to tapered seats
- Working pressure 200psi
- Max. operating temperature 190°F (87°C)
- No-spin poppets - small and large

U.S. Patent No. 11,306,839

WARNING: This product meets Federal USA Drinking Water requirements but has not been specifically tested or approved as no-lead in the State of California.

Form No. 2160.1

MERRILL MANUFACTURING

No-Lead

VFC VARIABLE FLOW CHECK VALVES

2000 Series 304 Stainless Steel

Merrill 2000 Series

Order No.	UPC Bar Code (Qty.)	Pipe Size	Ctn. Qty.	Wt./Lbs.
CVSVF100	6 42367 45311 4	1"	1	0.87
CVSVF125	6 42367 45169 1	1-1/4"	1	1.30
CVSVF150	6 42367 45332 9	1-1/2"	1	2.10
CVSVF200	6 42367 45179 0	2"	1	3.20

Merrill 2000 Series VFC Stainless Steel Check Valves are rated for a weight of 2,000 lbs. in tension - (down pull).

Merrill CVSVF200
2" = 850% less pressure loss @ 8GPM (0.22 psi vs. 1.88 psi)
2" = 298% more valve capacity @ 8GPM (17.3 gpm vs. 5.8 gpm)

Independent Flow Tests Done By A Major U.S. University

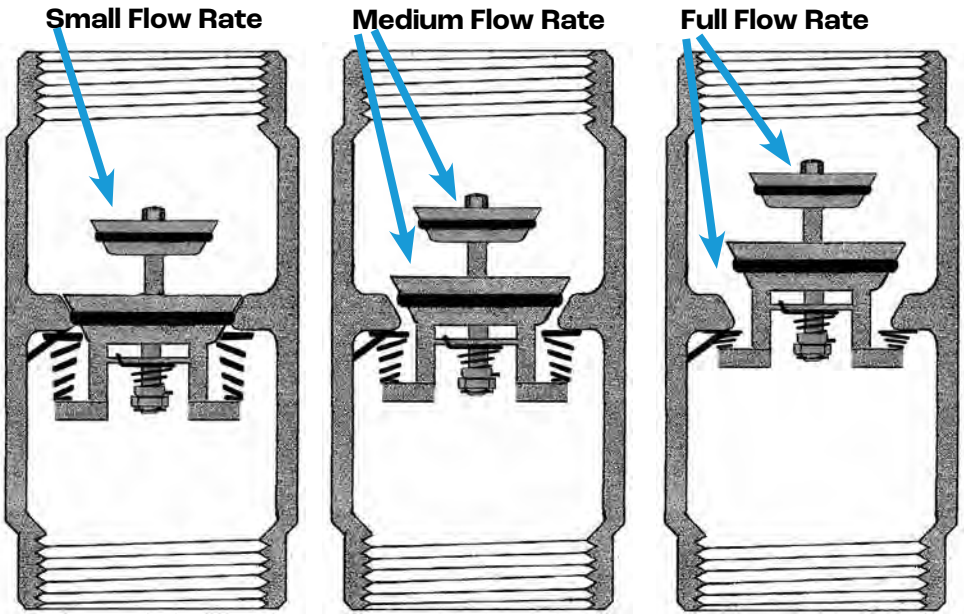

Examples of VFC Double Poppet 3 Flow Rates

- **Eliminate Valve Chatter**
- **Lower Pressure Loss**
- **Improved Flow Capacity**

U.S. Patent No. 11,306,839

WARNING: This product meets Federal USA Drinking Water requirements but has not been specifically tested or approved as no-lead in the State of California.

NO-SPIN POPPET CHECK VALVES

MERRILL No-Lead Bronze, No-Lead Brass, Stainless Steel and High Strength Malleable Iron Check Valves

Include No-Spin Poppet and Stainless Steel Internal Parts for Longest Life

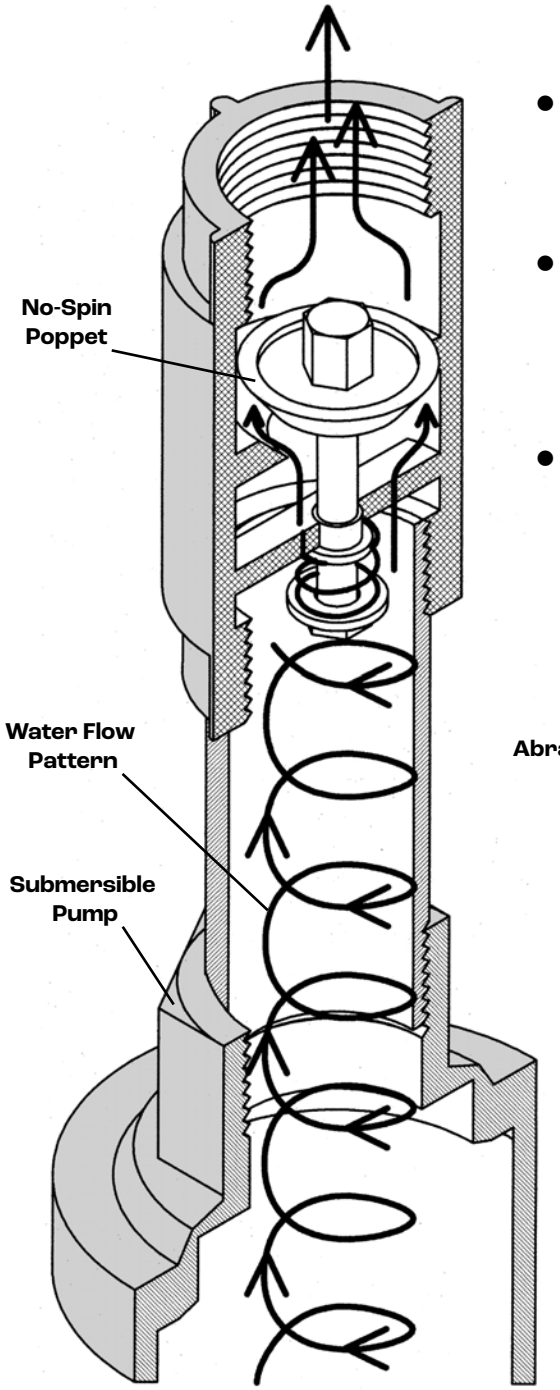

- **NO-SPIN POPPET**
  For Demanding Installations

- **DELRIN® GUIDE BEARING**
  Around Poppet Stem for Straight Poppet Operation and Eliminates Wear

- **STAINLESS STEEL PARTS**
  Spring, Locknut on Poppet, and Nut Retaining Cup Locks Spring to Nut

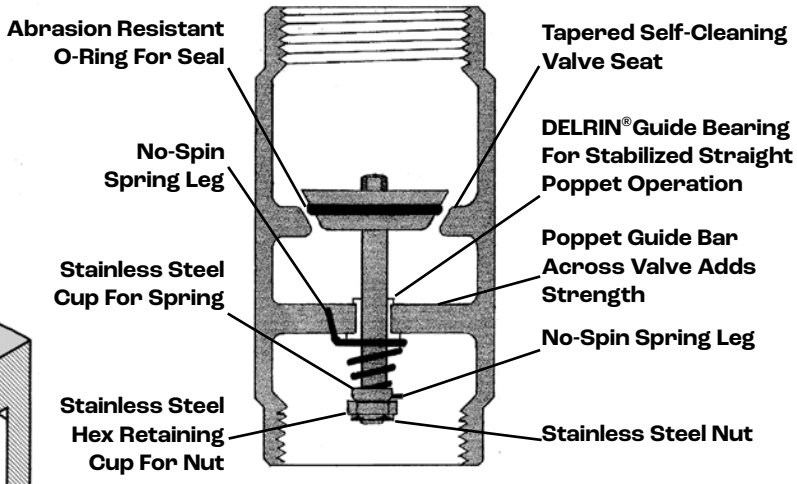

MERRILL MANUFACTURING

MERRILL MANUFACTURING

No-Lead

HIGH STRENGTH MALLEABLE IRON CHECK VALVES

Quality Benefits

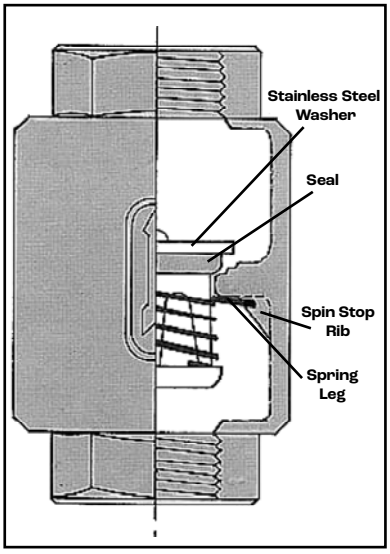

(1) No spin poppet design for demanding installations
(2) Heavy/thick seal disk for years of service
(3) Seal backed by 300 series stainless steel washer
(4) Stainless steel lock nut and bolt to insure reliability
(5) Stainless steel spring does not allow poppet to spin
(6) Zinc plated body outside and inside for better corrosion resistance
(7) Heavier wall thickness than competitors

–All Lead-Free Materials And Corrosion Resistant–

NOTE: Merrill 500 Series Check Valves are rated for a maximum weight of 1000lbs. in tension (down pull.)

MERRILL 500 Series High Strength Lead Free Check Valves (No-Spin Poppet)

Order No.	UPC Bar Code (Qty.1)	Pipe Size	Dia. Inches	Length Inches	Approx. Wt./Lbs.
CVI100	6 42367 09080 7	1"	1.87	3.6	0.9
CVI125	6 42367 09081 4	1-1/4"	2.25	4.2	1.6
CVI150	6 42367 09082 1	1-1/2"	2.64	4.6	2.3
CVI200	6 42367 09083 8	2"	3.02	5.3	2.9
* CVIHD200	6 42367 09084 5	2"	3.02	5.3	3.3

* Heavy-Duty Plated Malleable Iron Poppet & Stainless Steel Spring & Washer

CVI125

Single Tap Check Valves (No-Spin Poppet)

One 1/8" NPT Tapping On Inlet Side

Order No.	UPC Bar Code (Qty.1)	Pipe Size	Dia. Inches	Length Inches	Inlet Tapping	Approx. Wt./Lbs.
CVIT1001	6 42367 09085 2	1"	1.87	3.6	1/8"	0.9
CVIT1251	6 42367 09086 9	1-1/4"	2.25	4.2	1/8"	1.6
CVIT1501	6 42367 09087 6	1-1/2"	2.64	4.6	1/8"	2.3
CVIT2001	6 42367 09088 3	2"	3.02	5.3	1/8"	2.9
CVIHDT2001	6 42367 09089 0	2"	3.02	5.3	1/8"	3.2

CVI1251

Double Tap Check Valves (No-Spin Poppet)

One 1/8" NPT Tapping On Inlet Side - One 1/4" NPT On Outlet Side

Order No.	UPC Bar Code (Qty.1)	Pipe Size	Dia. Inches	Length Inches	Inlet Tapping	Outlet Tapping	Approx. Wt./Lbs.
CVIT1002	6 42367 09090 6	1"	1.87	3.6	1/8"	1/4"	0.9
CVIT1252	6 42367 09091 3	1-1/4"	2.25	4.2	1/8"	1/4"	1.6
CVIT1502	6 42367 09092 0	1-1/2"	2.64	4.6	1/8"	1/4"	2.3
CVIT2002	6 42367 09093 7	2"	3.02	5.3	1/8"	1/4"	2.9
CVIHDT2002	6 42367 09094 4	2"	3.02	5.3	1/8"	1/4"	3.2

CVI1252

MERRILL MANUFACTURING

WARNING: This product meets Federal USA Drinking Water requirements but has not been specifically tested or approved as no-lead in the State of California.

Form No. 2102.11

No-Lead

MERRILL MANUFACTURING

11

MERRILL CHECK VALVES & FOOT VALVES

Merrill Check Valve

Merrill Check Valve with Viton O-Ring

Merrill Foot Valve

Merrill Foot Valve

- Non-corrosive check valve
- Nose cone design reduces turbulence
- Works in any position, vertical-horizontal
- Individually pressure tested
- Molded of polymer materials
- (All Spring Loaded)

Merrill 100 Series Check Valves

Order No.	UPC Bar Code (Qty. 1)	Pipe Size	Approx. Wt./Lbs.	Carton Qty.	Approx. Lbs./Ctn.
CVB75	6 42367 12606 3	3/4"	0.1	12	1.2
CVB100	6 42367 12607 0	1"	0.2	24	4.8
CVB125	6 42367 12608 7	1-1/4"	0.3	24	7.2
CVB150	6 42367 12609 4	1-1/2"	0.4	12	4.8

Merrill 100 Series Check Valves (no spring)

Order No.	UPC Bar Code (Qty. 1)	Pipe Size	Approx. Wt./Lbs.	Carton Qty.	Approx. Lbs./Ctn.
CVB75NS	6 42367 10850 2	3/4"	0.1	12	1.2

With Viton O-Ring For Your Environmental Needs

Order No.	UPC Bar Code (Qty. 1)	Pipe Size	Approx. Wt./Lbs.	Carton Qty.	Approx. Lbs./Ctn.
CVBE75	6 42367 08018 1	3/4"	0.1	12	1.2
CVBE100	6 42367 07851 5	1"	0.2	24	4.8
CVBE150	6 42367 07879 9	1-1/2"	0.4	12	4.8

Merrill 110 Series Foot Valves

Order No.	UPC Bar Code (Qty. 1)	Pipe Size	Approx. Wt./Lbs.	Carton Qty.	Approx. Lbs./Ctn.
FVB75	6 42367 12610 0	3/4"	0.2	12	2.4
FVB100	6 42367 12611 7	1"	0.2	24	4.8
FVB125	6 42367 12612 4	1-1/4"	0.3	24	7.2
FVB150	6 42367 12613 1	1-1/2"	0.6	12	7.2

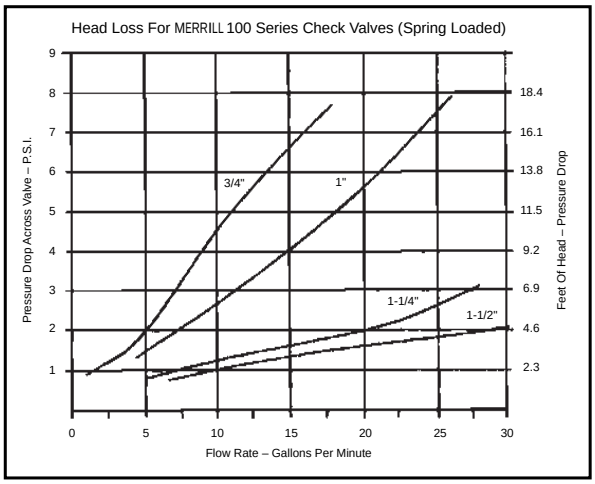

WARNING: This product meets Federal USA Drinking Water requirements but has not been specifically tested or approved as no-lead in the State of California.

Form No. 2103.9

MERRILL MANUFACTURING

MULTI-SIZE FOOT VALVE and SUMP PUMP CHECK VALVES

LEAD No-Lead

Multi-Size Foot Valve

Multi-Size Foot Valve

- Rugged CELCON® Material
- Environmentally Safe / Lead Free
- Fits 4 Different Pipe Sizes
- Cut Off Threads to the Size Needed

Order No.	UPC Bar Code (Qty. 1)	Pipe Connection	Approx. Wt./Lbs.
FVU75150	6 42367 08836 1	3/4" x 1" x 1-1/4" x 1-1/2"	0.3

Quality Sump Pump Check Valve

Quality Sump Pump Check Valves

- Compression (SLIP) Connections, Complete with Clamps for Easy Installation
- Fully Repairable in the Field
- Full Flow Positive Sealing Design
- Heavy Duty for Long Life
- Eliminates Backflow
- Durable Thermoplastic Body
- For Vertical Installation

Order No.	UPC Bar Code (Qty. 1)	SLIP Connection	Approx. Wt./Lbs.
CVBSP125	6 42367 08958 0	1-1/4" SLIP x 1-1/4" SLIP	1.3
CVBSP150	6 42367 08959 7	1-1/2" SLIP x 1-1/2" SLIP	1.7
CVBSP200	6 42367 08879 8	2" SLIP x 2" SLIP	2.3

Sump Pump Check Valves

Economy Sump Pump Check Valves

- Durable Thermoplastic Body
- Flapper Design for High Flow
- Eliminates Backflow
- Sonic Welded Parts

Order No.	UPC Bar Code (Qty. 1)	MIP X SLIP or Insert Connection	Approx. Wt./Lbs.
SPCV125	6 42367 08964 1	1-1/4" MIP x 1-1/4" or 1-1/2" SLIP	0.2
SPCV125B	6 42367 08965 8	1-1/4" MIP x 1-1/4" BARB or 1-1/2" SLIP	0.2
SPCV150	6 42367 09101 9	1-1/2" MIP x 1-1/2" BARB or 2" SLIP	0.2

Sump Pump Hose Kit

Sump Pump Hose Kits

- 1-1/2" x 24' discharge hose for use with sump pumps.
- Complete with male PVC barbed and threaded adapter & hose clamp.

Order No.	UPC Bar Code (Qty. 1)	Size	Length	Ctn. Qty.	Approx. Wt/Lbs.
***SPHK125SPC**	6 42367 10753 6	1-1/2"	24'	8	1.9
* Included insert adapter for 1-1/4" male pipe to hose					
SPHK150	6 42367 09634 2	1-1/2"	24'	6	3.3

WARNING: This product meets Federal USA Drinking Water requirements but has not been specifically tested or approved as no-lead in the State of California.

Form No. 2095.14

WATER SYSTEMS HANDBOOK AND MEMBERSHIP

THE INDUSTRY'S BEST WATER WELL WATER SYSTEMS HANDBOOK

The one complete book to stock and sell to the public for answers on water well - water system installation. A detailed manual on what is needed to install your pump, pressure tank, and accessory items, along with all appropriate fittings and electrical controls.

A complete guide on water well - total system design, operation, and maintainance.

Handbook

Order No.	UPC Bar Code (Qty. 1)
WSC1	6 42367 09665 6

THE "HOW-TO" BOOK FOR WATER WELL

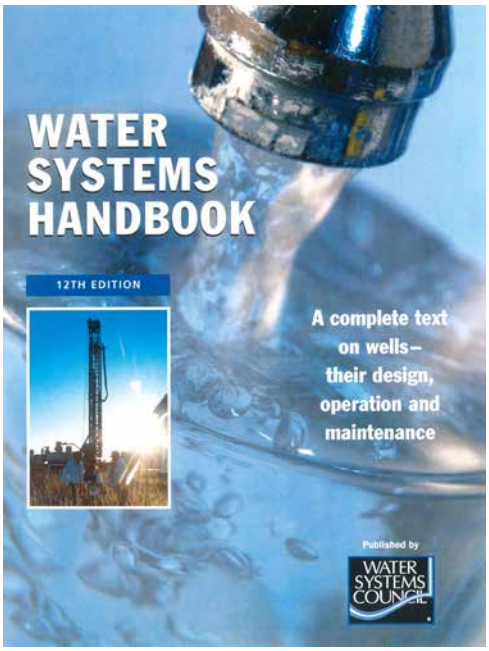

National Programs Office
1101 30th Street N.W., Suite 500
Washington, DC 20007
Phone: 202-625-4387
Fax: 202-625-4363

www.watersystemscouncil.org

join the **wellcare** Well Owners **Network**

More than 42 million people in the U.S. rely on private wells to supply drinking water for their families. These wells tap into groundwater supplies stored beneath the earth's surface.

If you have a private water well, learn more about how you can ensure it will provide safe drinking water for years to come by joining Water Systems Council's wellcare® Well Owners Network.

The wellcare® Well Owners Network is a new resource for well owners. As a member of the network, you will have easy access to information that is critical to maintaining a safe supply of drinking water for you and your family.

Join the network today!

Call **1-888-395-1033** or visit **www.watersystemscouncil.org**

MEMBERSHIP IS FREE!

WATER SYSTEMS COUNCIL

ASSE Standard #1093-2019 (R2023)
WSC Standard PAS-97 (2019) (R2023)

WSC is a national nonprofit organization dedicated to promoting the wider use of wells as modern and affordable safe drinking water systems and to protecting groundwater resources nationwide. It is the only national organization focused solely on individual water wells and other private well-based water systems.

TWO EXAMPLES OF WATER WELL COMPONENTS

♦ TOP B01 AND 2nd B01 NEED 10' TO 20' PIPE BETWEEN. USED WITH GALV. PRESSURE TANK, NOT NEEDED WITH PRE-CHARGED TANK.

■ CHECK VALVES AND TORQUE ARRESTORS SHOULD BE SPACED ABOUT EVERY 150'

x CABLE GUARDS SHOULD BE SPACED ABOUT EVERY 50'

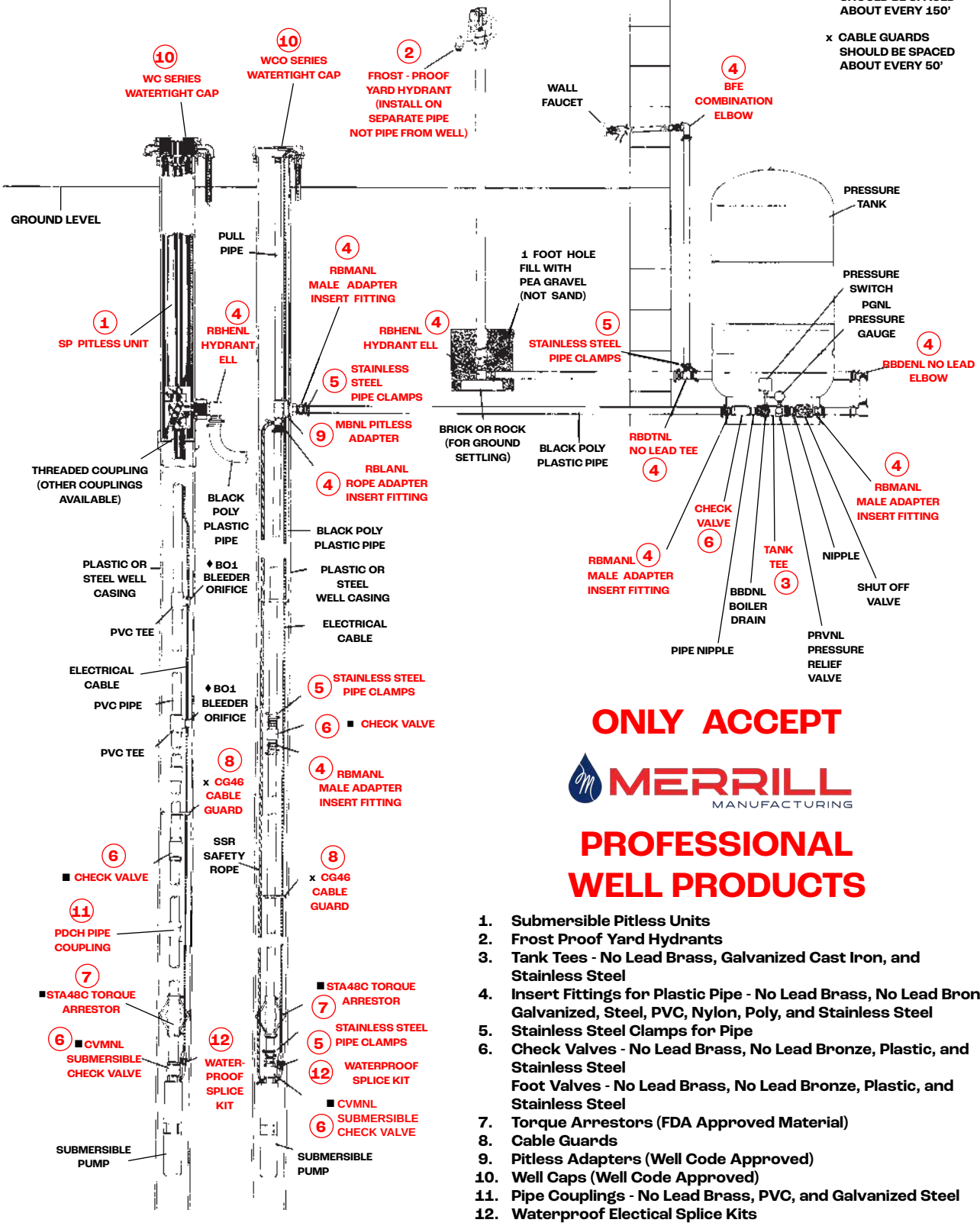

ONLY ACCEPT

MERRILL MANUFACTURING

PROFESSIONAL WELL PRODUCTS

1. Submersible Pitless Units
2. Frost Proof Yard Hydrants
3. Tank Tees - No Lead Brass, Galvanized Cast Iron, and Stainless Steel
4. Insert Fittings for Plastic Pipe - No Lead Brass, No Lead Bronze, Galvanized, Steel, PVC, Nylon, Poly, and Stainless Steel
5. Stainless Steel Clamps for Pipe
6. Check Valves - No Lead Brass, No Lead Bronze, Plastic, and Stainless Steel
   Foot Valves - No Lead Brass, No Lead Bronze, Plastic, and Stainless Steel
7. Torque Arrestors (FDA Approved Material)
8. Cable Guards
9. Pitless Adapters (Well Code Approved)
10. Well Caps (Well Code Approved)
11. Pipe Couplings - No Lead Brass, PVC, and Galvanized Steel
12. Waterproof Electical Splice Kits

Approximate Weight of Water and Pipe Per Foot

Nominal Size of Pipe	Pipe I.D.	Approx. Wt. of Water Per Ft.	Approx. Wt. of Pipe Per Ft.	Approx. Wt. Total Wt. Per Ft.	Type of Pipe
1"	1.049"	.38 lbs.	.20 lbs.	.58 lbs.	125 psi Polyethylene
1-1/4"	1.380"	.65 lbs.	.33 lbs.	.98 lbs.	
1"	1.049"	.38 lbs.	.26 lbs.	.64 lbs.	160 psi Polyethylene
1-1/4"	1.380"	.65 lbs.	.43 lbs.	1.08 lbs.	
1"	.957"	.31 lbs.	.40 lbs.	.71 lbs.	SCH. 80 PVC
1-1/4"	1.278"	.56 lbs.	.55 lbs.	1.11 lbs.	
1-1/2"	1.500"	.77 lbs.	.66 lbs.	1.43 lbs.	
2"	1.939"	1.28 lbs.	.92 lbs.	2.20 lbs.	
1"	1.049"	.38 lbs.	1.68 lbs.	2.06 lbs.	Steel Pipe
1-1/4"	1.380"	.65 lbs.	2.28 lbs.	2.93 lbs.	
1-1/2"	1.610"	.88 lbs.	2.73 lbs.	3.61 lbs.	
2"	2.067"	1.45 lbs.	3.68 lbs.	5.13 lbs.	
3"	3.060"	3.20 lbs.	7.58 lbs.	10.78 lbs.	
4"	4.020"	5.51 lbs.	10.79 lbs.	16.30 lbs.	
6"	6.060"	12.52 lbs.	18.97 lbs.	31.49 lbs.	

1 Cu. Ft. of Water = 62.4 lbs.
1 Cu. In. of Water = .036 lbs.

Friction Loss in psi/100 Foot

Type (K) Copper Tube

Flow GPM	1/2" .527	3/4" .745	1" .995	1-1/4" 1.245	1-1/2" 1.481
1	1.30	.25	.07		
2	4.40	.85	.23	.07	
3	9.00	1.70	.45	.15	.06
4	15.00	2.80	.75	.25	.10
5	22.00	4.20	1.10	.36	.16
6	31.00	5.80	1.50	.50	.22
7	40.00	7.50	2.00	.65	.28
8	50.00	9.30	2.50	.80	.36
9	62.00	11.00	3.10	1.00	.44
10	79.00	14.00	3.70	1.30	.52
15	160.00	30.00	7.40	2.50	1.10
20		50.00	13.00	4.20	1.80

Plastic Pipe

Flow GPM	1/2" .622	3/4" .824	1" 1.05	1-1/4" 1.38	1-1/2" 1.61
1	.65	.14	.04		
2	2.20	.49	.13	.04	
3	4.55	1.04	.26	.08	.04
4	7.71	1.65	.44	.14	.07
5	11.26	2.43	.62	.20	.10
6	15.59	3.25	.84	.28	.13
8	26.41	5.20	1.38	.45	.22
10	39.89	7.93	2.12	.69	.33
15		18.10	4.38	1.43	.67
20			7.15	2.38	1.10

Steel Pipe

Flow GPM	1/2" .62	3/4" .824	1" 1.04	1-1/4" 1.38	1-1/2" 1.61
1	.91				
2	3.20	.83			
3	6.85	1.77	.54		
4	11.70	3.03	.93	.22	.11
5	17.75	4.54	.41	.35	.17
10	63.65	16.46	4.79	1.32	.61
15		34.65	10.83	2.81	1.30
20		58.90	18.19	4.80	2.25

Merrill Supports the Industry

2024 NEW PRODUCTS

Curb Stop Valves, Riser Pipe and Cap



Curb Stop Riser Pipe and Cap

- Adjustable PVC riser pipe for shutoff tool to reach the valve after it is buried
- U.S. Patent No. D 1,001,976 Canadian Patent No. 205,365

Curb Stop Valves

- 3/4", 1", 1-1/4" Stainless Steel or No-Lead Insert x Insert or Thread x Thread
- Valve handle 304 Stainless Steel

No-Lead Bronze Extra Long Insert Coupling with O-Ring Union

- Pipe Repairs Can Be Made Easily
- Plastic Pipe to Plastic Pipe with Hex

Order No.	Insert Size x Insert Size
RBCPNL100XLU	1" x 1"
RBCPNL125XLU	1-1/4" x 1-1/4"
RBCPNL200XLU	2" x 2"

- Installing a VFD - You Need a TRUE VFC

(Variable Flow Check Valve)

Merrill 2000 Series

- All 304 Stainless Steel
- Patented double poppet
- Exclusive to Merrill

Order No.	Pipe Size
CVSVF100	1"
CVSVF125	1-1/4"
CVSVF200	2"
CVSVF150	1-1/2"

Small Center Poppet for **Small Flow**

To

Main Outside Poppet for **Full Flow**

Small Flow Rate

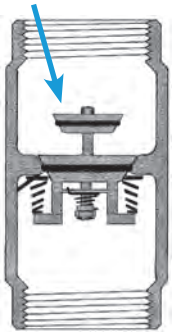

Full Flow Rate

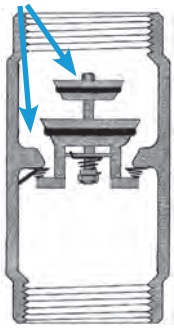

Merrill VFC U.S. Patent #11,306,839 B1

H2O Components

- Bracket for Pressure Switch and Fittings
- Pressure switch below tank and easily removed when needed

315 Flindt Drive
P.O. Box 392
Storm Lake, IA 50588-0392

Copyright 2024 Merrill

Form 2000.55 Issued 12/2023